

MLton Guide (20070826)

MLton Guide

This is the guide for MLton, an open-source, whole-program, optimizing Standard ML compiler.

This guide was generated automatically from the MLton wiki, available online at <http://mlton.org>. It is up to date for MLton 20070826.

Home

What is MLton?

MLton is an open-source, whole-program, optimizing Standard ML compiler.

What's new?

- Please try out our new release, MLton 20070826.

Next steps

- Read about MLton's Features.
- Look at Documentation.
- See some Users of MLton.
-  Download MLton.
- Meet the MLton Developers.
- Get involved with MLton Development.
- User-maintained FAQ.
- Contact us.

Last edited on 2007-08-26 19:55:03 by MatthewFluet.

Index

There are 334 pages.

[A](#) | [B](#) | [C](#) | [D](#) | [E](#) | [F](#) | [G](#) | [H](#) | [I](#) | [J](#) | [K](#) | [L](#) | [M](#) | [N](#) | [O](#) | [P](#) | [R](#) | [S](#) | [T](#) | [U](#) | [V](#) | [W](#) | [X](#) | [Z](#)

A

[AccessControl](#)
[AdamGoode](#)
[AdmitsEquality](#)
[Alice](#)
[AllocateRegisters](#)
[AndreiFormiga](#)
[ArrayLiteral](#)
[AST](#)

B

[BasisLibrary](#)
[Bug](#)
[Bugs20041109](#)
[Bugs20051202](#)
[Bugs20070826](#)

C

[CallGraph](#)
[CallingFromCToSML](#)
[CallingFromSMLToC](#)
[CallingFromSMLToCFunctionPointer](#)
[Changelog](#)
[ChrisClearwater](#)
[Chunkify](#)
[CKitLibrary](#)
[Closure](#)
[ClosureConvert](#)
[CMinusMinus](#)
[CommonArg](#)
[CommonBlock](#)
[CommonSubexp](#)
[CompilationManager](#)
[CompilerOverview](#)
[CompileTimeOptions](#)
[CompilingWithSMLNJ](#)
[ConcurrentML](#)
[ConcurrentMLImplementation](#)
[ConstantPropagation](#)

[Contact](#)
[Contify](#)
[CoreML](#)
[CoreMLSimplify](#)
[CreatingPages](#)
[Credits](#)
[CrossCompiling](#)

D

[DeadCode](#)
[DeepFlatten](#)
[DefineTypeBeforeUse](#)
[DefinitionOfStandardML](#)
[Defunctorize](#)
[Developers](#)
[Development](#)
[Documentation](#)
[Drawbacks](#)

E

[Eclipse](#)
[EditingPages](#)
[Elaborate](#)
[Emacs](#)
[EmacsBgBuildMode](#)
[EmacsDefUseMode](#)
[Enscript](#)
[EqualityType](#)
[EqualityTypeVariable](#)
[EtaExpansion](#)
[eXene](#)

F

[FAQ](#)
[Features](#)
[FirstClassPolymorphism](#)
[Fixpoints](#)
[Flatten](#)
[Fold](#)
[Fold01N](#)
[ForeignFunctionInterface](#)
[ForeignFunctionInterfaceSyntax](#)
[ForeignFunctionInterfaceTypes](#)
[ForLoops](#)
[FrontEnd](#)
[FunctionalRecordUpdate](#)
[fxp](#)

G

[GarbageCollection](#)
[GenerativeDatatype](#)
[GenerativeException](#)
[Glade](#)
[Globalize](#)
[GnuMP](#)

H

[HaMLet](#)
[HenryCeitin](#)
[History](#)
[Home](#)
[HowProfilingWorks](#)
[HowToAttachFile](#)

I

[Identifier](#)
[Immutable](#)
[ImperativeTypeVariable](#)
[ImplementExceptions](#)
[ImplementHandlers](#)
[ImplementProfiling](#)
[ImplementSuffix](#)
[Index](#)
[InfixingOperators](#)
[Inline](#)
[InsertLimitChecks](#)
[InsertSignalChecks](#)
[Installation](#)
[IntermediateLanguage](#)
[IntroduceLoops](#)

J

[JesperLouisAndersen](#)
[JohnnyAndersen](#)

K

[KnownCase](#)

L

[LambdaCalculus](#)
[LambdaFree](#)
[LanguageChanges](#)

[Lazy](#)
[Libraries](#)
[License](#)
[LineDirective](#)
[LLVM](#)
[LocalFlatten](#)
[LocalRef](#)
[LoopInvariant](#)

M

[Machine](#)
[ManualPage](#)
[MatchCompilation](#)
[MatchCompile](#)
[MatthewFluet](#)
[mGTK](#)
[MichaelNorrish](#)
[MikeThomas](#)
[ML](#)
[MLBasis](#)
[MLBasisAnnotationExamples](#)
[MLBasisAnnotations](#)
[MLBasisAvailableLibraries](#)
[MLBasisExamples](#)
[MLBasisPathMap](#)
[MLBasisSyntaxAndSemantics](#)
[MLj](#)
[MLKit](#)
[MLmon](#)
[MLNLFFI](#)
[MLNLFFIImplementation](#)
[MLRISCLibrary](#)
[MLtonArray](#)
[MLtonBinIO](#)
[MLtonCont](#)
[MLtonExn](#)
[MLtonFinalizable](#)
[MLtonGC](#)
[MLtonIntInf](#)
[MLtonIO](#)
[MLtonItimer](#)
[MLtonMonoArray](#)
[MLtonMonoVector](#)
[MLtonPlatform](#)
[MLtonPointer](#)
[MLtonProcEnv](#)
[MLtonProcess](#)
[MLtonProfile](#)
[MLtonRandom](#)
[MLtonReal](#)

[MLtonRlimit](#)
[MLtonRusage](#)
[MLtonSignal](#)
[MLtonSocket](#)
[MLtonStructure](#)
[MLtonSyslog](#)
[MLtonTextIO](#)
[MLtonThread](#)
[MLtonVector](#)
[MLtonWeak](#)
[MLtonWord](#)
[MLtonWorld](#)
[MoinMoin](#)
[Monomorphise](#)
[MoscowML](#)
[Multi](#)
[Mutable](#)

N

[NumericLiteral](#)

O

[ObjectOrientedProgramming](#)
[OCaml](#)
[OpenGL](#)
[OperatorPrecedence](#)
[OptionalArguments](#)
[OrphanedPages](#)
[OtherSites](#)
[Overloading](#)

P

[PackedRepresentation](#)
[PageSize](#)
[ParallelMove](#)
[Performance](#)
[PhantomType](#)
[PlatformSpecificNotes](#)
[PolyEqual](#)
[PolyML](#)
[PolymorphicEquality](#)
[Polyvariance](#)
[Poplog](#)
[PortingMLton](#)
[PrecedenceParse](#)
[Printf](#)
[PrintfGentle](#)

[ProductType](#)
[Profiling](#)
[ProfilingAllocation](#)
[ProfilingCounts](#)
[ProfilingTheStack](#)
[ProfilingTime](#)
[Projects](#)
[Pronounce](#)
[PropertyList](#)

R

[RayRacine](#)
[Reachability](#)
[Redundant](#)
[RedundantTests](#)
[References](#)
[RefFlatten](#)
[Regions](#)
[Release20041109](#)
[Release20051202](#)
[Release20070826](#)
[ReleaseChecklist](#)
[RemoveUnused](#)
[Restore](#)
[ReturnStatement](#)
[RSSA](#)
[RSSAShrink](#)
[RSSASimplify](#)
[RunningOnAIX](#)
[RunningOnAMD64](#)
[RunningOnCygwin](#)
[RunningOnDarwin](#)
[RunningOnFreeBSD](#)
[RunningOnHPPA](#)
[RunningOnHPUX](#)
[RunningOnLinux](#)
[RunningOnMinGW](#)
[RunningOnNetBSD](#)
[RunningOnOpenBSD](#)
[RunningOnPowerPC](#)
[RunningOnSolaris](#)
[RunningOnSparc](#)
[RunningOnX86](#)
[RunTimeOptions](#)

S

[ScopeInference](#)
[SelfCompiling](#)

[Serialization](#)
[ShowBasis](#)
[ShowProf](#)
[Shrink](#)
[SimplifyTypes](#)
[SMLNET](#)
[SMLNJ](#)
[SMLNJDeviations](#)
[SMLNJLibrary](#)
[SMLofNJStructure](#)
[SMLSharp](#)
[Sources](#)
[SpaceSafety](#)
[SSA](#)
[SSA2](#)
[SSA2Simplify](#)
[SSASimplify](#)
[Stabilizers](#)
[StandardML](#)
[StandardMLBooks](#)
[StandardMLGotchas](#)
[StandardMLHistory](#)
[StandardMLImplementations](#)
[StandardMLPortability](#)
[StandardMLTutorials](#)
[StephenWeeks](#)
[StyleGuide](#)
[Subversion](#)
[SuccessorML](#)
[SureshJagannathan](#)
[Survey](#)
[SurveyDone](#)
[Swerve](#)
[SXML](#)
[SXMLShrink](#)
[SXMLSimplify](#)
[SyntacticConventions](#)
[SystemInfo](#)

T

[Talk](#)
[TalkDiveIn](#)
[TalkFolkLore](#)
[TalkFromSMLTo](#)
[TalkHowHigherOrder](#)
[TalkHowModules](#)
[TalkHowPolymorphism](#)
[TalkMLtonApproach](#)
[TalkMLtonFeatures](#)
[TalkMLtonHistory](#)

[TalkStandardML](#)
[TalkWholeProgram](#)
[TILT](#)
[TipsForWritingConciseSML](#)
[ToMachine](#)
[TomMurphy](#)
[ToRSSA](#)
[ToSSA2](#)
[TrustedGroup](#)
[TypeChecking](#)
[TypeConstructor](#)
[TypeIndexedValues](#)
[TypeVariableScope](#)

U

[Unicode](#)
[UniversalType](#)
[UnresolvedBugs](#)
[UnsafeStructure](#)
[Useless](#)
[Users](#)
[Utilities](#)

V

[ValueRestriction](#)
[VariableArityPolymorphism](#)
[Variant](#)
[VesaKarvonen](#)

W

[WantedPages](#)
[WebSite](#)
[WesleyTerpstra](#)
[WholeProgramOptimization](#)
[WikiMacros](#)
[WikiName](#)
[WikiTool](#)
[WishList](#)

X

[XML](#)
[XMLShrink](#)
[XMLSimplify](#)
[XMLSimplifyTypes](#)

Z

Zone

ZZZOrphanedPages

AST

AST is the IntermediateLanguage produced by the FrontEnd and translated by Elaborate to CoreML.

Description

The abstract syntax tree produced by the FrontEnd.

Implementation

 [ast-programs.sig](#)  [ast-programs.fun](#)

 [ast-modules.sig](#)  [ast-modules.fun](#)

 [ast-core.sig](#)  [ast-core.fun](#)

 [ast](#)

Type Checking

The AST IntermediateLanguage has no independent type checker. Type inference is performed on an AST program as part of Elaborate.

Details and Notes

Last edited on 2006-11-02 17:54:45 by MatthewFluet.

AccessControl


MoinMoin supports a lot of  access control features.

Because people download binaries from the MLton web site, and we are worried about malicious users either changing those binaries, or changing the links that should point at those binaries, we allow editing of some pages (in particular, Home,  Download,  Experimental, and **ReleaseYYYYMMDD** pages) only by TrustedGroup members.

All other pages are freely editable by any user with an account.

Last edited on 2007-08-24 20:29:18 by MatthewFluet.

AdamGoode

I maintain the Fedora package of MLton, in  [Fedora Extras](#).

Last edited on 2006-12-03 04:04:02 by [AdamGoode](#).

AdmitsEquality

A TypeConstructor admits equality if whenever it is applied to equality types, the result is an EqualityType. This notion enables one to determine whether a type constructor application yields an equality type solely from the application, without looking at the definition of the type constructor. It helps to ensure that PolymorphicEquality is only applied to sensible values.

The definition of admits equality depends on whether the type constructor was declared by a `type` definition or a `datatype` declaration.

Type definitions

For type definition

```
type ('a1, ..., 'an) t = ...
```

type constructor `t` admits equality if the right-hand side of the definition is an equality type after replacing `'a1, ..., 'an` by equality types (it doesn't matter which equality types are chosen).

For a nullary type definition, this amounts to the right-hand side being an equality type. For example, after the definition

```
type t = bool * int
```

type constructor `t` admits equality because `bool * int` is an equality type. On the other hand, after the definition

```
type t = bool * int * real
```

type constructor `t` does not admit equality, because `real` is not an equality type.

For another example, after the definition

```
type 'a t = bool * 'a
```

type constructor `t` admits equality because `bool * int` is an equality type (we could have chosen any equality type other than `int`).

On the other hand, after the definition

```
type 'a t = real * 'a
```

type constructor `t` does not admit equality because `real * int` is not equality type.

We can check that a type constructor admits equality using an `eqtype` specification.

```
structure Ok: sig eqtype 'a t end =
  struct
    type 'a t = bool * 'a
  end
```



```
structure Bad: sig eqtype 'a t end =
  struct
    type 'a t = real * int * 'a
  end
```

On structure `Bad`, MLton reports the following error.

```
Type t admits equality in signature but not in structure.
  not equality: [real] * _ * _
```

The `not equality` section provides an explanation of why the type did not admit equality, highlighting the problematic component (`real`).

Datatype declarations

For a type constructor declared by a datatype declaration to admit equality, every variant of the datatype must admit equality. For example, the following datatype admits equality because `bool` and `char * int` are equality types.

```
datatype t = A of bool | B of char * int
```

Nullary constructors trivially admit equality, so that the following datatype admits equality.

```
datatype t = A | B | C
```

For a parameterized datatype constructor to admit equality, we consider each variant as a type definition, and require that the definition admit equality. For example, for the datatype

```
datatype 'a t = A of bool * 'a | B of 'a
```

the type definitions

```
type 'a tA = bool * 'a
type 'a tB = 'a
```

both admit equality. Thus, type constructor `t` admits equality.

On the other hand, the following datatype does not admit equality.

```
datatype 'a t = A of bool * 'a | B of real * 'a
```

As with type definitions, we can check using an `eqtype` specification.

```
structure Bad: sig eqtype 'a t end =
  struct
    datatype 'a t = A of bool * 'a | B of real * 'a
  end
```

MLton reports the following error.

```
Type t admits equality in signature but not in structure.
  not equality: B of [real] * _
```

MLton indicates the problematic constructor (B), as well as the problematic component of the constructor's argument.

Recursive datatypes

A recursive datatype like

```
datatype t = A | B of int * t
```

introduces a new problem, since in order to decide whether t admits equality, we need to know for the B variant whether t admits equality. The Definition answers this question by requiring a type constructor to admit equality if it is consistent to do so. So, in our above example, if we assume that t admits equality, then the variant B of int * t admits equality. Then, since the A variant trivially admits equality, so does the type constructor t . Thus, it was consistent to assume that t admits equality, and so, t does admit equality.

On the other hand, in the following declaration

```
datatype t = A | B of real * t
```

if we assume that t admits equality, then the B variant does not admit equality. Hence, the type constructor t does not admit equality, and our assumption was inconsistent. Hence, t does not admit equality.

The same kind of reasoning applies to mutually recursive datatypes as well. For example, the following defines both t and u to admit equality.

```
datatype t = A | B of u
and u = C | D of t
```

But the following defines neither t nor u to admit equality.

```
datatype t = A | B of u * real
and u = C | D of t
```

As always, we can check whether a type admits equality using an eqtype specification.

```
structure Bad: sig eqtype t eqtype u end =
  struct
    datatype t = A | B of u * real
    and u = C | D of t
  end
```

MLton reports the following error.

```
Error: z.sml 1.16.
  Type t admits equality in signature but not in structure.
    not equality: B of [u] * [real]
Error: z.sml 1.16.
  Type u admits equality in signature but not in structure.
    not equality: D of [t]
```

Last edited on 2007-07-08 22:57:33 by MatthewFluet.

Alice

 Alice is an extension of SML with concurrency, distribution, and constraint solving.

Last edited on 2004-12-28 19:46:32 by StephenWeeks.

AllocateRegisters

AllocateRegisters is an analysis pass for the RSSA IntermediateLanguage, invoked from ToMachine.

Description

Computes an allocation of RSSA variables as Machine register or stack operands.

Implementation

 [allocate-registers.sig](#)  [allocate-registers.fun](#)

Details and Notes

Last edited on 2006-11-02 17:36:11 by MatthewFluet.

AndreiFormiga

I'm a graduate student just back in academia. I study concurrent and parallel systems, with a great deal of interest in programming languages (theory, design, implementation). I happen to like functional languages.

I use the nickname tautologico on #sml and my email is andrei DOT formiga AT gmail DOT com.

Last edited on 2004-11-20 18:17:19 by AndreiFormiga.

ArrayLiteral

Standard ML does not have a syntax for array literals or vector literals. The only way to write down an array is like

```
Array.fromList [w, x, y, z]
```

No SML compiler produces efficient code for the above expression. The generated code allocates a list and then converts it to an array. To alleviate this, one could write down the same array using `Array.tabulate`, or even using `Array.array` and `Array.update`, but that is syntactically unwieldy.

Fortunately, using Fold, it is possible to define constants `A`, and ``` so that one can write down an array like:

```
A `w `x `y `z $
```

This is as syntactically concise as the `fromList` expression. Furthermore, MLton, at least, will generate the efficient code as if one had written down a use of `Array.array` followed by four uses of `Array.update`.

Along with `A` and ```, one can define a constant `V` that makes it possible to define vector literals with the same syntax, e.g.,

```
V `w `x `y `z $
```

Note that the same element indicator, ```, serves for both array and vector literals. Of course, the `$` is the end-of-arguments marker always used with Fold. The only difference between an array literal and vector literal is the `A` or `V` at the beginning.

Here is the implementation of `A`, `V`, and ```. We place them in a structure and use signature abstraction to hide the type of the accumulator. See Fold for more on this technique.

```
structure Literal:>
  sig
    type 'a z
    val A: ('a z, 'a z, 'a array, 'd) Fold.t
    val V: ('a z, 'a z, 'a vector, 'd) Fold.t
    val `: ('a, 'a z, 'a z, 'b, 'c, 'd) Fold.step1
  end =
  struct
    type 'a z = int * 'a option * ('a array -> unit)

    val A =
      fn z =>
        Fold.fold
          ((0, NONE, ignore),
           fn (n, opt, fill) =>
             case opt of
               NONE =>
                 Array.tabulate (0, fn _ => raise Fail "array0")
             | SOME x =>
                 let
                   val a = Array.array (n, x)
                   val () = fill a
                 in
                   a
```

```

        end)
      z

    val V = fn z => Fold.post (A, Array.vector) z

    val ` =
      fn z =>
        Fold.step1
        (fn (x, (i, opt, fill)) =>
          (i + 1,
           SOME x,
           fn a => (Array.update (a, i, x); fill a)))
        z
    end

```

The idea of the code is for the fold to accumulate a count of the number of elements, a sample element, and a function that fills in all the elements. When the fold is complete, the finishing function allocates the array, applies the fill function, and returns the array. The only difference between A and V is at the very end; A just returns the array, while V converts it to a vector using post-composition, which is further described on the [Fold](#) page.

Last edited on 2007-08-15 22:05:16 by [MatthewFluet](#).

BasisLibrary

The Standard ML Basis Library is a collection of modules dealing with basic types, input/output, OS interfaces, and simple datatypes. It is intended as a portable library usable across all implementations of SML. The official online version of the Basis Library specification is at <http://www.standardml.org/Basis/>. We keep a copy at <http://mlton.org/basis/>. There is a book that includes all of the online version and more. For a reverse chronological list of changes to the specification, see <http://www.standardml.org/Basis/history.html>.

MLton implements all of the required portions of the Basis Library. MLton also implements many of the optional structures. You can obtain a complete and current list of what's available using `mlton -show-basis` (see ShowBasis). By default, MLton makes the Basis Library available to user programs. You can also access the Basis Library from ML Basis files.

Below is a complete list of what MLton implements.

1. Top-level types and constructors
2. Top-level exception constructors
3. Top-level values
4. Overloaded identifiers
5. Top-level signatures
6. Top-level structures
7. Top-level functors
8. Type equivalences
9. Real and Math functions

Top-level types and constructors

```
eqtype 'a array
datatype bool = false | true
eqtype char
type exn
eqtype int
datatype 'a list = nil | :: of ('a * 'a list)
datatype 'a option = NONE | SOME of 'a
datatype order = EQUAL | GREATER | LESS
type real
datatype 'a ref = ref of 'a
eqtype string
type substring
eqtype unit
eqtype 'a vector
eqtype word
```

Top-level exception constructors

```
Bind
Chr
Div
```


Domain
 Empty
 Fail of string
 Match
 Option
 Overflow
 Size
 Span
 Subscript

Top-level values

MLton does not implement the optional top-level value `use: string -> unit`, which conflicts with whole-program compilation because it allows new code to be loaded dynamically. MLton implements all other top-level values:

`!, :=, <>, =, @, ^, app, before, ceil, chr, concat, exnMessage, exnName, explode, floor, foldl, foldr, getOpt, hd, ignore, implode, isSome, length, map, not, null, o, ord, print, real, rev, round, size, str, substring, tl, trunc, valOf, vector.`

Overloaded identifiers

`*, +, -, /, <, <=, >, >=, ~, abs, div, mod.`

Top-level signatures

ARRAY
 ARRAY2
 ARRAY_SLICE
 BIN_IO
 BIT_FLAGS
 BOOL
 BYTE
 CHAR
 COMMAND_LINE
 DATE
 GENERAL
 GENERIC_SOCKET
 IEEE_REAL
 IMPERATIVE_IO
 INET_SOCKET
 INTEGER
 INT_INF
 IO
 LIST
 LIST_PAIR
 MATH
 MONO_ARRAY
 MONO_ARRAY2

MONO_ARRAY_SLICE
MONO_VECTOR
MONO_VECTOR_SLICE
NET_HOST_DB
NET_PROT_DB
NET_SERV_DB
OPTION
OS
OS_FILE_SYS
OS_IO
OS_PATH
OS_PROCESS
PACK_REAL
PACK_WORD
POSIX
POSIX_ERROR
POSIX_FILE_SYS
POSIX_IO
POSIX_PROCESS
POSIX_PROC_ENV
POSIX_SIGNAL
POSIX_SYS_DB
POSIX_TTY
PRIM_IO
REAL
SOCKET
STREAM_IO
STRING
STRING_CVT
SUBSTRING
TEXT
TEXT_IO
TEXT_STREAM_IO
TIME
TIMER
UNIX
UNIX SOCK
VECTOR
VECTOR_SLICE
WORD

Top-level structures

structure Array: ARRAY
structure Array2: ARRAY2
structure ArraySlice: ARRAY_SLICE
structure BinIO: BIN_IO
structure BinPrimIO: PRIM_IO
structure Bool: BOOL
structure BoolArray: MONO_ARRAY

```

structure BoolArray2: MONO_ARRAY2
structure BoolArraySlice: MONO_ARRAY_SLICE
structure BoolVector: MONO_VECTOR
structure BoolVectorSlice: MONO_VECTOR_SLICE
structure Byte: BYTE
structure Char: CHAR

```

- Char characters correspond to ISO-8859-1. The Char functions do not depend on locale.

```

structure CharArray: MONO_ARRAY
structure CharArray2: MONO_ARRAY2
structure CharArraySlice: MONO_ARRAY_SLICE
structure CharVector: MONO_VECTOR
structure CharVectorSlice: MONO_VECTOR_SLICE
structure CommandLine: COMMAND_LINE
structure Date: DATE

```

- Date.fromString and Date.scan accept a space in addition to a zero for the first character of the day of the month. The Basis Library specification only allows a zero.

```

structure FixedInt: INTEGER
structure General: GENERAL
structure GenericSock: GENERIC SOCK
structure IEEEReal: IEEE_REAL
structure INetSock: INET SOCK
structure IO: IO
structure Int: INTEGER
structure Int1: INTEGER
structure Int2: INTEGER
structure Int3: INTEGER
structure Int4: INTEGER
...
structure Int31: INTEGER
structure Int32: INTEGER
structure Int64: INTEGER
structure IntArray: MONO_ARRAY
structure IntArray2: MONO_ARRAY2
structure IntArraySlice: MONO_ARRAY_SLICE
structure IntVector: MONO_VECTOR
structure IntVectorSlice: MONO_VECTOR_SLICE
structure Int8: INTEGER
structure Int8Array: MONO_ARRAY
structure Int8Array2: MONO_ARRAY2
structure Int8ArraySlice: MONO_ARRAY_SLICE
structure Int8Vector: MONO_VECTOR
structure Int8VectorSlice: MONO_VECTOR_SLICE
structure Int16: INTEGER
structure Int16Array: MONO_ARRAY
structure Int16Array2: MONO_ARRAY2
structure Int16ArraySlice: MONO_ARRAY_SLICE
structure Int16Vector: MONO_VECTOR

```

```
structure Int16VectorSlice: MONO_VECTOR_SLICE
structure Int32: INTEGER
structure Int32Array: MONO_ARRAY
structure Int32Array2: MONO_ARRAY2
structure Int32ArraySlice: MONO_ARRAY_SLICE
structure Int32Vector: MONO_VECTOR
structure Int32VectorSlice: MONO_VECTOR_SLICE
structure Int64Array: MONO_ARRAY
structure Int64Array2: MONO_ARRAY2
structure Int64ArraySlice: MONO_ARRAY_SLICE
structure Int64Vector: MONO_VECTOR
structure Int64VectorSlice: MONO_VECTOR_SLICE
structure IntInf: INT_INF
structure LargeInt: INTEGER
structure LargeIntArray: MONO_ARRAY
structure LargeIntArray2: MONO_ARRAY2
structure LargeIntArraySlice: MONO_ARRAY_SLICE
structure LargeIntVector: MONO_VECTOR
structure LargeIntVectorSlice: MONO_VECTOR_SLICE
structure LargeReal: REAL
structure LargeRealArray: MONO_ARRAY
structure LargeRealArray2: MONO_ARRAY2
structure LargeRealArraySlice: MONO_ARRAY_SLICE
structure LargeRealVector: MONO_VECTOR
structure LargeRealVectorSlice: MONO_VECTOR_SLICE
structure LargeWord: WORD
structure LargeWordArray: MONO_ARRAY
structure LargeWordArray2: MONO_ARRAY2
structure LargeWordArraySlice: MONO_ARRAY_SLICE
structure LargeWordVector: MONO_VECTOR
structure LargeWordVectorSlice: MONO_VECTOR_SLICE
structure List: LIST
structure ListPair: LIST_PAIR
structure Math: MATH
structure NetHostDB: NET_HOST_DB
structure NetProtDB: NET_PROT_DB
structure NetServDB: NET_SERV_DB
structure OS: OS
structure Option: OPTION
structure PackReal32Big: PACK_REAL
structure PackReal32Little: PACK_REAL
structure PackReal64Big: PACK_REAL
structure PackReal64Little: PACK_REAL
structure PackRealBig: PACK_REAL
structure PackRealLittle: PACK_REAL
structure PackWord16Big: PACK_WORD
structure PackWord16Little: PACK_WORD
structure PackWord32Big: PACK_WORD
structure PackWord32Little: PACK_WORD
structure PackWord64Big: PACK_WORD
structure PackWord64Little: PACK_WORD
```

```

structure Position: INTEGER
structure Posix: POSIX
structure Real: REAL
structure RealArray: MONO_ARRAY
structure RealArray2: MONO_ARRAY2
structure RealArraySlice: MONO_ARRAY_SLICE
structure RealVector: MONO_VECTOR
structure RealVectorSlice: MONO_VECTOR_SLICE
structure Real32: REAL
structure Real32Array: MONO_ARRAY
structure Real32Array2: MONO_ARRAY2
structure Real32ArraySlice: MONO_ARRAY_SLICE
structure Real32Vector: MONO_VECTOR
structure Real32VectorSlice: MONO_VECTOR_SLICE
structure Real64: REAL
structure Real64Array: MONO_ARRAY
structure Real64Array2: MONO_ARRAY2
structure Real64ArraySlice: MONO_ARRAY_SLICE
structure Real64Vector: MONO_VECTOR
structure Real64VectorSlice: MONO_VECTOR_SLICE
structure Socket: SOCKET

```

- The Basis Library specification requires functions like `Socket.sendVec` to raise an exception if they fail. However, on some platforms, sending to a socket that hasn't yet been connected causes a `SIGPIPE` signal, which invokes the default signal handler for `SIGPIPE` and causes the program to terminate. If you want the exception to be raised, you can ignore `SIGPIPE` by adding the following to your program.

```

let
  open MLton.Signal
in
  setHandler (Posix.Signal.pipe, Handler.ignore)
end

```

```

structure String: STRING

```

- The `String` functions do not depend on locale.

```

structure StringCvt: STRING_CVT
structure Substring: SUBSTRING
structure SysWord: WORD
structure Text: TEXT
structure TextIO: TEXT_IO
structure TextPrimIO: PRIM_IO
structure Time: TIME
structure Timer: TIMER
structure Unix: UNIX
structure UnixSock: UNIX SOCK
structure Vector: VECTOR
structure VectorSlice: VECTOR_SLICE
structure Word: WORD
structure Word1: WORD

```

```

structure Word2: WORD
structure Word3: WORD
structure Word4: WORD
...
structure Word31: WORD
structure Word32: WORD
structure Word64: WORD
structure WordArray: MONO_ARRAY
structure WordArray2: MONO_ARRAY2
structure WordArraySlice: MONO_ARRAY_SLICE
structure WordVectorSlice: MONO_VECTOR_SLICE
structure WordVector: MONO_VECTOR
structure Word8Array: MONO_ARRAY
structure Word8Array2: MONO_ARRAY2
structure Word8ArraySlice: MONO_ARRAY_SLICE
structure Word8Vector: MONO_VECTOR
structure Word8VectorSlice: MONO_VECTOR_SLICE
structure Word16Array: MONO_ARRAY
structure Word16Array2: MONO_ARRAY2
structure Word16ArraySlice: MONO_ARRAY_SLICE
structure Word16Vector: MONO_VECTOR
structure Word16VectorSlice: MONO_VECTOR_SLICE
structure Word32Array: MONO_ARRAY
structure Word32Array2: MONO_ARRAY2
structure Word32ArraySlice: MONO_ARRAY_SLICE
structure Word32Vector: MONO_VECTOR
structure Word32VectorSlice: MONO_VECTOR_SLICE
structure Word64Array: MONO_ARRAY
structure Word64Array2: MONO_ARRAY2
structure Word64ArraySlice: MONO_ARRAY_SLICE
structure Word64Vector: MONO_VECTOR
structure Word64VectorSlice: MONO_VECTOR_SLICE

```

Top-level functors

```

ImperativeIO
PrimIO
StreamIO

```

- MLton's `StreamIO` functor takes structures `ArraySlice` and `VectorSlice` in addition to the arguments specified in the Basis Library specification.

Type equivalences

The following types are equivalent.

```

FixedInt = Int64.int
LargeInt = IntInf.int
LargeReal.real = Real64.real
LargeWord = Word64.word

```

The default `int`, `real`, and `word` types may be set by the `-default-type` *type* [compiler option](#). By default, the following types are equivalent:

```
int = Int.int = Int32.int
real = Real.real = Real64.real
word = Word.word = Word32.word
```



Real and Math functions

The `Real`, `Real32`, and `Real64` modules are implemented using the C math library, so the SML functions will reflect the behavior of the underlying library function. We have made some effort to unify the differences between the math libraries on different platforms, and in particular to handle exceptional cases according to the Basis Library specification. However, there will be differences due to different numerical algorithms and cases we may have missed. Please submit a [bug report](#) if you encounter an error in the handling of an exceptional case.

On x86, real arithmetic is implemented internally using 80 bits of precision. Using higher precision for intermediate results in computations can lead to different results than if all the computation is done at 32 or 64 bits. If you require strict IEEE compliance, you can compile with `-ieee-fp true`, which will cause intermediate results to be stored after each operation. This may cause a substantial performance penalty.

Last edited on 2007-08-23 03:19:17 by [MatthewFluet](#).

Bug

To report a bug, please send mail to  MLton@mlton.org. Please include the complete SML program that caused the problem and a log of a compile of the program with `-verbose 2`. For large messages (over 256K), please send an email containing the discussion text and a link to any large files. You may use our  [TemporaryUpload](#) page for uploading large files.

There are some [UnresolvedBugs](#) that we don't plan to fix.

We also maintain a list of bugs found with each release.

- [Bugs20051202](#)
- [Bugs20041109](#)

Last edited on 2006-08-10 12:26:17 by [VesaKarvonen](#).

Bugs20041109

Here are the known bugs in [MLton 20041109](#), listed in reverse chronological order of date reported.

- `MLton.Finalizable.touch` doesn't necessarily keep values alive long enough. Our SVN has a patch to the compiler. You must rebuild the compiler in order for the patch to take effect.

Thanks to Florian Weimer for reporting this bug.

- A bug in an optimization pass may incorrectly transform a program to flatten ref cells into their containing data structure, yielding a type-error in the transformed program. Our CVS has a [patch](#) to the compiler. You must rebuild the compiler in order for the patch to take effect.

Thanks to [VesaKarvonen](#) for reporting this bug.

- A bug in the front end mistakenly allows unary constructors to be used without an argument in patterns. For example, the following program is accepted, and triggers a large internal error.

```
fun f x = case x of SOME => true | _ => false
```

We have fixed the problem in our CVS.

Thanks to William Lovas for reporting this bug.

- A bug in `Posix.IO.{getlk,setlk,setlkw}` causes a link-time error:
undefined reference to `Posix_IO_FLock_ttyp` Our CVS has a [patch](#) to the Basis Library implementation.

Thanks to Adam Chlipala for reporting this bug.

- A bug can cause programs compiled with `-profile alloc` to segfault. Our CVS has a [patch](#) to the compiler. You must rebuild the compiler in order for the patch to take effect.

Thanks to John Reppy for reporting this bug.

- A bug in an optimization pass may incorrectly flatten ref cells into their containing data structure, breaking the sharing between the cells. Our CVS has a [patch](#) to the compiler. You must rebuild the compiler in order for the patch to take effect.

Thanks to Paul Govereau for reporting this bug.

- Some arrays or vectors, such as `(char * char) vector`, are incorrectly implemented, and will conflate the first and second components of each element. Our CVS has a [patch](#) to the compiler. You must rebuild the compiler in order for the patch to take effect.

Thanks to Scott Cruzen for reporting this bug.

- `Socket.Ctl.getLINGER` and `Socket.Ctl.setLINGER` mistakenly raise `Subscript`. Our CVS has a [patch](#) to the Basis Library implementation.

Thanks to Ray Racine for reporting the bug.

- `CML.Mailbox.send` makes a call in the wrong atomic context. Our CVS has a [patch](#) to the CML implementation.
- `OS.Path.joinDirFile` and `OS.Path.toString` did not raise `InvalidArc` when they were supposed to. They now do. Our CVS has a [patch](#) to the Basis Library implementation.

Thanks to Andreas Rossberg for reporting the bug.

- The front end incorrectly disallows sequences of expressions (separated by semicolons) after a `topdec` has already been processed. For example, the following is incorrectly rejected.

```
val x = 0;
ignore x;
ignore x;
```

We have fixed the problem in our CVS.

Thanks to Andreas Rossberg for reporting the bug.

- The front end incorrectly disallows expansive `val` declarations that bind a type variable that doesn't occur in the type of the value being bound. For example, the following is incorrectly rejected.

```
val 'a x = let exception E of 'a in () end
```

We have fixed the problem in our CVS.

Thanks to Andreas Rossberg for reporting this bug.

- The x86 codegen fails to account for the possibility that a 64-bit move could interfere with itself (as simulated by 32-bit moves). We have fixed the problem in our CVS.

Thanks to Scott Cruzen for reporting this bug.

- `NetHostDB.scan` and `NetHostDB.fromString` incorrectly raise an exception on internet addresses whose last component is a zero, e.g `0.0.0.0`. Our CVS has a [patch](#) to the Basis Library implementation.

Thanks to Scott Cruzen for reporting this bug.

- `StreamIO.inputLine` has an off-by-one error causing it to drop the first character after a newline in some situations. Our CVS has a [patch](#) to the Basis Library implementation.

Thanks to Scott Cruzen for reporting this bug.

- `BinIO.getInstream` and `TextIO.getInstream` are implemented incorrectly. This also impacts the behavior of `BinIO.scanStream` and `TextIO.scanStream`. If you (directly or indirectly) realize a `TextIO.StreamIO.instream` and do not (directly or indirectly) call `TextIO.setInstream` with a derived stream, you may lose input data. We have fixed the problem in our CVS.

Thanks to [WesleyTerpstra](#) for reporting this bug.

- `Posix.ProcEnv.setpgid` doesn't work. If you compile a program that uses it, you will get a link time error

```
undefined reference to `Posix_ProcEnv_setpgid'
```

The bug is due to `Posix_ProcEnv_setpgid` being omitted from the MLton runtime. We fixed the problem in our CVS by adding the following definition to `runtime/Posix/ProcEnv/ProcEnv.c`

```
Int Posix_ProcEnv_setpgid (Pid p, Gid g) {  
    return setpgid (p, g);  
}
```

Thanks to Tom Murphy for reporting this bug.

Last edited on 2007-08-24 20:21:00 by [MatthewFluet](#).

Bugs20051202

Here are the known bugs in MLton 20051202, listed in reverse chronological order of date reported.

- Bug in the `Real<N>.fmt`, `Real<N>.fromString`, `Real<N>.scan`, and `Real<N>.toString` functions of the basis library implementation. These functions were using `TO_NEAREST` semantics, but should obey the current rounding mode. (Only `Real<N>.fmt StringCvt.EXACT`, `Real<N>.fromDecimal`, and `Real<N>.toDecimal` are specified to override the current rounding mode with `TO_NEAREST` semantics.) Thanks to Sean McLaughlin for the bug report. Fixed by revision [5827](#).
- Bug in the treatment of floating-point operations. Floating-point operations depend on the current rounding mode, but were being treated as pure. Thanks to Sean McLaughlin for the bug report. Fixed by revision [5794](#).
- Bug in the `Real32.toInt` function of the basis library implementation could lead incorrect results when applied to a `Real.real` value numerically close to `valOf(Int.maxInt)`. Fixed by revision [5764](#).
- The `Socket` structure of the basis library implementation used `andb` rather than `orb` to unmarshal socket options (for `Socket.Ctl.get<OPT>` functions). Thanks to Anders Petersson for the bug report and patch. Fixed by revision [5735](#).
- Bug in the `Date` structure of the basis library implementation yielded some functions that would erroneously raise `Date` when applied to a year before 1900. Thanks to Joe Hurd for the bug report. Fixed by revision [5732](#).
- Bug in monomorphisation pass could exhibit the error `Type error: type mismatch`. Thanks to Vesa Karvonen for the bug report. Fixed by revision [5731](#).
- The `PackReal<N>.toBytes` function in the basis library implementation incorrectly shared (and mutated) the result vector. Thanks to Eric McCorkle for the bug report and patch. Fixed by revision [5281](#).
- Bug in elaboration of FFI forms. Using a unary FFI types (e.g., `array`, `ref`, `vector`) in places where `MLton.Pointer.t` was required would lead to an internal error `TypeError`. Fixed by revision [4890](#).
- The `MONO_VECTOR` signature of the basis library implementation incorrectly omits the specification of `find`. Fixed by revision [4707](#).
- The optimizer reports an internal error (`TypeError`) when an imported C function is called but not used. Thanks to jq for the bug report. Fixed by revision [4690](#).
- Bug in pass to flatten data structures. Thanks to Joe Hurd for the bug report. Fixed by revision [4662](#).
- The native codegen's implementation of the C-calling convention failed to widen 16-bit arguments to 32-bits. Fixed by revision [4631](#).

- The [\[4411\]](#) `PACK_REAL` structures of the `basis library` implementation used byte, rather than element, indexing. Fixed by revision [\[4411\]](#).
 - `MLton.share` could cause a segmentation fault. Fixed by revision [\[4400\]](#).
 - The SSA simplifier could eliminate an irredundant test. Fixed by revision [\[4370\]](#).
 - A program with a very large number of functors could exhibit the error `ElaborateEnv.functorClosure: firstTycons`. Fixed by revision [\[4344\]](#).
-

Last edited on 2007-08-24 20:21:04 by [MatthewFluet](#).

Bugs20070826

Here are the known bugs in MLton 20070826, listed in reverse chronological order of date reported.

Last edited on 2007-08-26 19:54:52 by MatthewFluet.

CKitLibrary

The  [ckit Library](#) is a C front end written in SML that translates C source code (after preprocessing) into abstract syntax represented as a set of SML datatypes. The ckit Library is distributed with SML/NJ. Due to differences between SML/NJ and MLton, this library will not work out-of-the box with MLton.

As of 20070812, MLton includes a port of the ckit Library synchronized with SML/NJ version 110.65.

Usage

- You can import the ckit Library into an MLB file with:

| MLB file | Description |
|--|-------------|
| <code>\$(SML_LIB)/ckit-lib/ckit-lib.mlb</code> | |

- If you are porting a project from SML/NJ's [CompilationManager](#) to MLton's [ML Basis system](#) using `cm2mlb`, note that the following map is included by default:

```
$ckit-lib.cm/ckit-lib.cm    $(SML_LIB)/ckit-lib/ckit-lib.mlb
```

This will automatically convert a `$/ckit-lib.cm` import in an input `.cm` file into a `$(SML_LIB)/ckit-lib/ckit-lib.mlb` import in the output `.mlb` file.

Details

The following changes were made to the ckit Library, in addition to deriving the `.mlb` file from the `.cm` files:

- `parser/parse-tree-sig.sml` (modified): Rewrote use of `(sequential)` `withtype` in signature.
- `parser/parse-tree.sml` (modified): Rewrote use of `(sequential)` `withtype`.
- `ast/ast-sig.sml` (modified): Rewrote use of `withtype` in signature.
- `ast/pp/pp-lib.sml` (modified): Rewrote use of *or-patterns*.
- `ast/pp/pp-ast-ext-sig.sml` (modified): Rewrote use of signature in local.
- `ast/pp/pp-ast-adornment-sig.sml` (modified): Rewrote use of signature in local.
- `ast/type-util-sig.sml` (modified): Rewrote use of signature in local.
- `ast/type-util.sml` (modified): Rewrote use of *or-patterns*.
- `ast/sizeof.sml` (modified): Rewrote use of *or-patterns*.
- `ast/initializer-normalizer.sml` (modified): Rewrote use of *or-patterns*.
- `ast/build-ast.sml` (modified): Rewrote use of *or-patterns*.

Patch

-  [ckit.patch](#)

Last edited on 2007-08-23 17:24:41 by [MatthewFluet](#).

CMinusMinus

 C-- is a portable assembly language intended to make it easy for compilers for different high-level languages to share the same backend. An experimental version of MLton has been made to generate C--.


 <http://mlton.org/pipermail/mlton/2005-March/026850.html>

Also see

- [LLVM](#)

Last edited on 2006-09-04 20:25:21 by [StephenWeeks](#).

CallGraph

For easier visualization of profiling data, `mlprof` can create a call graph of the program in dot format, from which you can use the  `graphviz` software package to create a postscript graph. For example,

```
mlprof -call-graph foo.dot foo mlmon.out
```

will create `foo.dot` with a complete call graph. For each source function, there will be one node in the graph that contains the function name (and source position with `-show-line true`), as well as the percentage of ticks. If you want to create a call graph for your program without any profiling data, you can simply call `mlprof` without any `mlmon.out` files, as in

```
mlprof -call-graph foo.dot foo
```

Because SML has higher-order functions, the call graph is dependent on MLton's analysis of which functions call each other. This analysis depends on many implementation details and might display spurious edges that a human could conclude are impossible. However, in practice, the call graphs tend to be very accurate.

Because call graphs can get big, `mlprof` provides the `-keep` option to specify the nodes that you would like to see. This option also controls which functions appear in the table that `mlprof` prints. The argument to `-keep` is an expression describing a set of source functions (i.e. graph nodes). The expression *e* should be of the following form.

- `all`
- `"s"`
- `(and e ...)`
- `(from e)`
- `(not e)`
- `(or e)`
- `(pred e)`
- `(succ e)`
- `(thresh x)`
- `(thresh-gc x)`
- `(thresh-stack x)`
- `(to e)`

In the grammar, `all` denotes the set of all nodes. `"s"` is a regular expression denoting the set of functions whose name (followed by a space and the source position) has a prefix matching the regexp. The `and`, `not`, and `or` expressions denote intersection, complement, and union, respectively. The `pred` and `succ` expressions add the set of immediate predecessors or successors to their argument, respectively. The `from` and `to` expressions denote the set of nodes that have paths from or to the set of nodes denoted by their arguments, respectively. Finally, `thresh`, `thresh-gc`, and `thresh-stack` denote the set of nodes whose percentage of ticks, gc ticks, or stack ticks, respectively, is greater than or equal to the real number *x*.

For example, if you want to see the entire call graph for a program, you can use `-keep all` (this is the default). If you want to see all nodes reachable from function `foo` in your program, you would use `-keep '(from "foo")'`. Or, if you want to see all the functions defined in subdirectory `bar` of your project that used at least 1% of the ticks, you would use

```
-keep '(and ".*bar/" (thresh 1.0))'
```

To see all functions with ticks above a threshold, you can also use `-thresh x`, which is an abbreviation for `-keep '(thresh x)'`. You can not use multiple `-keep` arguments or both `-keep` and `-thresh`. When you use `-keep` to display a subset of the functions, `mlprof` will add dashed edges to the call graph to indicate a path in the original call graph from one function to another.

When compiling with `-profile-stack true`, you can use `mlprof -gray true` to make the nodes darker or lighter depending on whether their stack percentage is higher or lower.

MLton's optimizer may duplicate source functions for any of a number of reasons (functor duplication, monomorphisation, polyvariance, inlining). By default, all duplicates of a function are treated as one. If you would like to treat the duplicates separately, you can use `mlprof -split regex`, which will cause all duplicates of functions whose name has a prefix matching the regular expression to be treated separately. This can be especially useful for higher-order utility functions like `General.o`.

Caveats

Technically speaking, `mlprof` produces a call-stack graph rather than a call graph, because it describes the set of possible call stacks. The difference is in how tail calls are displayed. For example if `f` nontail calls `g` and `g` tail calls `h`, then the call-stack graph has edges from `f` to `g` and `f` to `h`, while the call graph has edges from `f` to `g` and `g` to `h`. That is, a tail call from `g` to `h` removes `g` from the call stack and replaces it with `h`.

Last edited on 2005-11-30 23:11:25 by [StephenWeeks](#).

CallingFromCToSML

MLton's ForeignFunctionInterface allows programs to *export* SML functions to be called from C. Suppose you would like export from SML a function of type `real * char -> int` as the C function `foo`. MLton extends the syntax of SML to allow expressions like the following:

```
_export "foo": (real * char -> int) -> unit;
```

The above expression exports a C function named `foo`, with prototype

```
Int32 foo (Real64 x0, Char x1);
```

The `_export` expression denotes a function of type `(real * char -> int) -> unit` that when called with a function `f`, arranges for the exported `foo` function to call `f` when `foo` is called. So, for example, the following exports and defines `foo`.

```
val e = _export "foo": (real * char -> int) -> unit;
val _ = e (fn (x, c) => 13 + Real.floor x + Char.ord c)
```

The general form of an `_export` expression is

```
_export "C function name" attr... : cFuncTy -> unit;
```

The type and the semicolon are not optional. As with `_import`, a sequence of attributes may follow the function name.

MLton's `-export-header` option generates a C header file with prototypes for all of the functions exported from SML. Include this header file in your C files to type check calls to functions exported from SML. This header file includes `typedefs` for the types that can be passed between SML and C.

Example

Suppose that `export.sml` is

```
val e = _export "f": (int * real * char -> char) -> unit;
val _ = e (fn (i, r, _) =>
    (print (concat ["i = ", Int.toString i,
                    " r = ", Real.toString r, "\n"]);
     ; # "g"))
val g = _import "g": unit -> unit;
val _ = g ()
val _ = g ()

val e = _export "f2": (Word8.word -> word array) -> unit;
val _ = e (fn w =>
    Array.tabulate (10, fn _ => Word.fromLargeWord (Word8.toLargeWord w)))
val g2 = _import "g2": unit -> word array;
val a = g2 ()
val _ = print (concat ["0wx", Word.toString (Array.sub (a, 0)), "\n"])

val e = _export "f3": (unit -> unit) -> unit;
val _ = e (fn () => print "hello\n");
val g3 = _import "g3": unit -> unit;
val _ = g3 ()
```

```

(* This example demonstrates mutual recursion between C and SML. *)
val e = _export "f4": (int -> unit) -> unit;
val g4 = _import "g4": int -> unit;
val _ = e (fn i => if i = 0 then () else g4 (i - 1))
val _ = g4 13

val (_, zzzSet) = _symbol "zzz" alloc: (unit -> int) * (int -> unit);
val () = zzzSet 42
val g5 = _import "g5": unit -> unit;
val _ = g5 ()

val _ = print "success\n"

```

Create the header file with `-export-header`.

```

% mlton -default-ann 'allowFFI true'      \
        -export-header export.h          \
        -stop tc                         \
        export.sml

```

`export.h` now contains the following C prototypes.

```

Int8 f (Int32 x0, Real64 x1, Int8 x2);
Pointer f2 (Word8 x0);
void f3 ();
void f4 (Int32 x0);
extern Int32 zzz;

```

Use `export.h` in a C program, `ffi-export.c`, as follows.

```

#include <stdio.h>
#include "export.h"

void g () {
    Char8 c;

    fprintf (stderr, "g starting\n");
    c = f (13, 17.15, 'a');
    fprintf (stderr, "g done  char = %c\n", c);
}

Pointer g2 () {
    Pointer res;
    fprintf (stderr, "g2 starting\n");
    res = f2 (0xFF);
    fprintf (stderr, "g2 done\n");
    return res;
}

void g3 () {
    fprintf (stderr, "g3 starting\n");
    f3 ();
    fprintf (stderr, "g3 done\n");
}

void g4 (Int32 i) {
    fprintf (stderr, "g4 (%d)\n", i);
}

```

```
        f4 (i);
    }

    void g5 () {
        fprintf (stderr, "g5 ()\n");
        fprintf (stderr, "zzz = %i\n", zzz);
        fprintf (stderr, "g5 done\n");
    }
```

Compile `ffi-export.c` and `export.sml`.

```
% gcc -c ffi-export.c
% mlton -default-ann 'allowFFI true' \
    export.sml ffi-export.o
```

Finally, run `export`.

```
% ./export
g starting
...
g4 (0)
success
```

Download

- [!\[\]\(b7e1c8bc060ab2af8bc42ce81bfcf3c4_img.jpg\) `export.sml`](#)
- [!\[\]\(2d0771195b0e0240efcbd9d75c7cddb8_img.jpg\) `ffi-export.c`](#)

Last edited on 2006-11-02 17:34:21 by [MatthewFluet](#).

CallingFromSMLToC

MLton's ForeignFunctionInterface allows an SML program to *import* C functions. Suppose you would like to import from C a function with the following prototype:

```
int foo (double d, char c);
```

MLton extends the syntax of SML to allow expressions like the following:

```
_import "foo": real * char -> int;
```

This expression denotes a function of type `real * char -> int` whose behavior is implemented by calling the C function whose name is `foo`. Thinking in terms of C, imagine that there are C variables `d` of type `double`, `c` of type `unsigned char`, and `i` of type `int`. Then, the C statement `i = foo (d, c)` is executed and `i` is returned.

The general form of an `_import` expression is:

```
_import "C function name" attr... : cFuncTy;
```

The type and the semicolon are not optional.

The function name is followed by a (possibly empty) sequence of attributes, analogous to C `__attribute__` specifiers. For now, the only attributes supported are `cdecl` and `stdcall`. These specify the calling convention of the C function on Cygwin/Windows, and are ignored on all other platforms. The default is `cdecl`. You must use `stdcall` in order to correctly call Windows API functions.

Example

`import.sml` imports the C function `ffi` and the C variable `FFI_INT` as follows.

```
(* main.sml *)

(* Declare ffi to be implemented by calling the C function ffi. *)
val ffi = _import "ffi": real array * int ref * int -> char;
open Array

val size = 10
val a = tabulate (size, fn i => real i)
val r = ref 0
val n = 17

(* Call the C function *)
val c = ffi (a, r, n)

val (nGet, nSet) = _symbol "FFI_INT": (unit -> int) * (int -> unit);

val _ = print (concat [Int.toString (nGet ()), "\n"])

val _ =
  print (if c = #"c" andalso !r = 45
        then "success\n"
        else "fail\n")
```

ffi-import.c is

```
#include "platform.h"

Int32 FFI_INT = 13;
Word32 FFI_WORD = 0xFF;
Bool FFI_BOOL = TRUE;
Real64 FFI_REAL = 3.14159;

Char8 ffi (Pointer a1, Pointer a2, Int32 n) {
    double *ds = (double*)a1;
    int *p = (int*)a2;
    int i;
    double sum;

    sum = 0.0;
    for (i = 0; i < GC_getArrayLength (a1); ++i) {
        sum += ds[i];
        ds[i] += n;
    }
    *p = (int)sum;
    return 'c';
}
```

Compile and run the program.

```
% mlton -default-ann 'allowFFI true' import.sml ffi-import.c
% ./import
13
success
```

Download

-  [import.sml](#)
-  [ffi-import.c](#)

Next Steps

- [CallingFromSMLToCFunctionPointer](#)

Last edited on 2006-11-14 01:25:50 by [MatthewFluet](#).

CallingFromSMLToCFunctionPointer

Just as MLton can directly call C functions, it is possible to make indirect function calls; that is, function calls through a function pointer. MLton extends the syntax of SML to allow expressions like the following:

```
_import * : MLton.Pointer.t -> real * char -> int;
```

This expression denotes a function of type

```
MLton.Pointer.t -> real * char -> int
```

whose behavior is implemented by calling the C function at the address denoted by the `MLton.Pointer.t` argument, and supplying the C function two arguments, a `double` and an `int`. The C function pointer may be obtained, for example, by the dynamic linking loader (`dlopen`, `dlsym`, ...).

The general form of an indirect `_import` expression is:

```
_import * attr... : cPtrTy -> cFuncTy;
```

The type and the semicolon are not optional.

Example

This example uses `dlopen` and `friends` (imported using normal `_import`) to dynamically load the math library (`libm`) and call the `cos` function. Suppose `iimport.sml` contains the following.

```
signature DYN_LINK =
  sig
    type hndl
    type mode
    type fptr

    val dlopen : string * mode -> hndl
    val dlsym  : hndl * string -> fptr
    val dlclose : hndl -> unit

    val RTLD_LAZY : mode
    val RTLD_NOW  : mode
  end

structure DynLink :> DYN_LINK =
  struct
    type hndl = MLton.Pointer.t
    type mode = Word32.word
    type fptr = MLton.Pointer.t

    val dlopen =
      _import "dlopen" : string * mode -> hndl;
    val dlerror =
      _import "dlerror": unit -> MLton.Pointer.t;
    val dlsym =
      _import "dlsym" : hndl * string -> fptr;
    val dlclose =
      _import "dlclose" : hndl -> Int32.int;
```



```

val RTLD_LAZY = 0wx00001 (* Lazy function call binding. *)
val RTLD_NOW  = 0wx00002 (* Immediate function call binding. *)

val dlerror = fn () =>
  let
    val addr = dlerror ()
  in
    if addr = MLton.Pointer.null
    then NONE
    else let
      fun loop (index, cs) =
        let
          val w = MLton.Pointer.getWord8 (addr, index)
          val c = Byte.byteToChar w
        in
          if c = #"\000"
          then SOME (implode (rev cs))
          else loop (index + 1, c::cs)
        end
      in
        loop (0, [])
      end
    end

val dlopen = fn (filename, mode) =>
  let
    val filename = filename ^ "\000"
    val hndl = dlopen (filename, mode)
  in
    if hndl = MLton.Pointer.null
    then raise Fail (case dlerror () of
      NONE => "???"
      | SOME s => s)
    else hndl
  end

val dlsym = fn (hndl, symbol) =>
  let
    val symbol = symbol ^ "\000"
    val fptr = dlsym (hndl, symbol)
  in
    case dlerror () of
      NONE => fptr
      | SOME s => raise Fail s
  end

val dlclose = fn hndl =>
  if MLton.Platform.OS.host = MLton.Platform.OS.Darwin
  then () (* Darwin reports the following error message if you
    * try to close a dynamic library.
    * "dynamic libraries cannot be closed"
    * So, we disable dlclose on Darwin.
    *)
  else
    let
      val res = dlclose hndl
    in
      if res = 0
      then ()
      else raise Fail (case dlerror () of
        NONE => "???"

```

```

                                | SOME s => s)

    end

  end

val dll =
  let
    open MLton.Platform.OS
  in
    case host of
      Cygwin => "cygwin1.dll"
    | Darwin => "libm.dylib"
    | _ => "libm.so"
    end
  end

val hndl = DynLink.dlopen (dll, DynLink.RTLD_LAZY)

local
  val double_to_double =
    _import * : DynLink.fp_ptr -> real -> real;
  val cos_fp_ptr = DynLink.dlsym (hndl, "cos")
in
  val cos = double_to_double cos_fp_ptr
end

val _ = print (concat ["    Math.cos(2.0) = ", Real.toString (Math.cos 2.0), "\n",
                      "libm.so::cos(2.0) = ", Real.toString (cos 2.0), "\n"])

val _ = DynLink.dlclose hndl

```

Compile and run `iimport.sml`.

```

% mlton -default-ann 'allowFFI true' \
        -target-link-opt linux -ldl \
        -target-link-opt solaris -ldl \
        iimport.sml
% iimport
    Math.cos(2.0) = ~0.416146836547
libm.so::cos(2.0) = ~0.416146836547

```

This example also shows the `-target-link-opt` option, which uses the switch when linking only when on the specified platform. Compile with `-verbose 1` to see in more detail what's being passed to `gcc`.

Download

-  [iimport.sml](#)

Last edited on 2006-11-02 17:49:16 by [MatthewFluet](#).

Changelog

Here are the changes from version 20051202 to version 200708??.

Summary:

- + New platforms:
 - o amd64-linux, amd64-freebsd
 - o hppa-hpux
 - o powerpc-aix
 - o x86-darwin (Mac OS X)
 - + Compiler.
 - o Support for 64-bit platforms.
 - * Native amd64 codegen.
 - o Command-line switches.
 - * Added: -codegen amd64, -codegen x86, -default-type <type>, -profile-val {false|true}.
 - * Changed: -stop f (file listing now includes .mlb files)
 - o Bytecode codegen.
 - * Support for profiling.
 - * Support for exception history.
 - + Language.
 - o ML Basis annotations.
 - * Removed: allowExport, allowImport, sequenceUnit, warnMatch.
 - + Libraries.
 - o Basis Library.
 - * Added: PackWord16Big, PackWord16Little, PackWord64Big, PackWord64Little.
 - * Bug Fixes: see changelog.
 - o MLton structure.
 - * Added: MLTON_MONO_ARRAY, MLTON_MONO_VECTOR, MLTON_REAL, MLton.BinIO.tempPrefix, MLton.CharArray, MLton.CharVector, MLton.IntInf.BigWord, MLton.IntInf.SmallInt, MLton.Exn.defaultTopLevelHandler, MLton.Exn.getTopLevelHandler, MLton.Exn.setTopLevelHandler, MLton.LargeReal, MLton.LargeWord, MLton.Real, MLton.Real32, MLton.Real64, MLton.Rlimit.Rlim, MLton.TextIO.tempPrefix, MLton.Vector.create, MLton.Word.bswap, MLton.Word8.bswap, MLton.Word16, MLton.Word32, MLton.Word64, MLton.Word8Array, MLton.Word8Vector.
 - * Changed: MLton.Array.unfoldi, MLton.IntInf.rep, MLton.Rlimit, MLton.Vector.unfoldi.
 - * Deprecated: MLton.Socket
 - o Other libraries.
 - * Added: MLRISC library.
 - * Updated: ckit library, SML/NJ library.
 - + Tools.
- * 2007-08-12
- Removed deprecated ML Basis annotations.
- * 2007-08-06
- Fixed bug in treatment of Real<N>.{scan,fromString} operations. Real<N>.{scan,fromString} were using TO_NEAREST semantics, but should obey current rounding mode. (Only Real<N>.fromDecimal is specified to always have TO_NEAREST semantics.) Thanks to Sean McLaughlin for the bug report.
- * 2007-07-27
- Fixed bugs in constant-folding of floating-point operations with C codegen.

- * 2007-07-26
 - Fixed bug in treatment of floating-point operations. Floating-point operations depend on the current rounding mode, but were being treated as pure. Thanks to Sean McLaughlin for the bug report.
- * 2007-07-13
 - Added `MLton.Exn.{default,get,set}TopLevelHandler`.
- * 2007-07-12
 - Restored native option to `-codegen` flag.
- * 2007-07-11
 - Fixed bug in `Real32.toInt`: conversion of real values close to `Int.maxInt` could be incorrect.
- * 2007-07-07
 - Updates to bytecode code generator: support for amd64-* targets, support for profiling (including exception history).
 - Fixed bug in Socket module of Basis Library; unmarshalling of socket options (for `get*` functions) used `andb` rather than `orb`. Thanks to Anders Petersson for the bug report (and patch).
- * 2007-07-06
 - Fixed bug in Date module of Basis Library; some functions would erroneously raise Date when given a year ≤ 1900 . Thanks to Joe Hurd for the bug report.
 - Fixed a long-standing bug in monomorphisation pass. Thanks to Vesa Karvonen for the bug report.
- * 2007-05-18
 - Native amd64 code generator for amd64-* targets.
 - Eliminate native option from `-codegen` flag.
 - Add x86 and amd64 options to `-codegen` flag.
- * 2007-04-29
 - Improved type checking of RSSA and Machine ILs.
- * 2007-04-14
 - Fixed aliasing issues with `basis/Real/*.c` files.
 - Added `real/word` casts in MLton structure.
- * 2007-04-12
 - Added primitives for bit cast of word to/from real.
 - Implement `PackReal<N>{Big,Little}` using `PackWord<N>{Big,Little}` and bit casts.
- * 2007-04-11
 - Move all system header `#include-s` to `platform/` os headers.
 - Use C99 `<assert.h>`, rather than custom `"assert.{h,c}"`.
- * 2007-03-13
 - Implement `PackWord<N>{Big,Little}` entirely in ML, using an ML byte swap function.
- * 2007-02-25
 - Change amd64-* target platforms from 32-bit compatability mode (i.e., `-m32`) to 64-bit mode (i.e., `-m64`). Currently, only the C codegen is able to generate 64-bit executables.
- * 2007-02-23

- Removed expert command line switch `-coalesce <n>`.
 - Added expert command line switch `-chunkify {coalesce<n>|func|one}`.
- * 2007-02-20
- Fixed bug in `PackReal<N>.toBytes`. Thanks to Eric McCorkle for the bug report (and patch).
- * 2007-02-18
- Added command line switch `-profile-val`, to profile the evaluation of `val` bindings; this is particularly useful with exception history for debugging uncaught exceptions at the top-level.
- * 2006-12-29
- Added command line switch `-show {anns|path-map}` and deprecated command line switch `-show-anns {false|true}`. Use `-show path-map` to see the complete MLB path map as seen by the compiler.
- * 2006-12-20
- Changed the output of command line switch `-stop f` to include `mlb-files`. This is useful for generating Makefile dependencies. The old output is easy to recover if necessary (e.g. `grep -v '\.mlb$'`).
- * 2006-12-8
- Added command line switches `-{,target}-{as,cc,link}-opt-quote`, which pass their argument as a single argument to `gcc` (i.e., without tokenization at spaces). These options support using headers and libraries (including the MLton runtime headers and libraries) from a path with spaces.
- * 2006-12-02
- Extensive reorganization of garbage collector, runtime system, and Basis Library implementation. (This is in preparation for future 64bit support.) They should be more C standards compliant and easier to port to new systems.
 - FFI revisions
Disallow nested indirect types (e.g., `int array array`).
- * 2006-11-30
- Fixed a bug in elaboration of FFI forms; unary FFI types (e.g., `array`, `ref`, `vector`) could be used in places where `MLton.Pointer.t` was required. This would later cause the compiler to raise the `TypeError` exception, along with a lot of XML IL.
- * 2006-11-19
- On `*-darwin`, work with GnuMP installed via Fink or MacPorts.
- * 2006-10-30
- Ported to `x86-darwin`.
- * 2006-09-23
- Added missing specification of `find` to the `MONO_VECTOR` signature.
- * 2006-08-03
- Fixed a bug in the "useless" SSA optimization, caused by calling an imported C function and then ignoring the result.
- * 2006-06-24
- Fixed a bug in `pass to flatten data structures`. Thanks to Joe Hurd for the bug report.
- * 2006-06-08

- Fixed a bug in the native codegen's implementation of the C-calling convention.
- * 2006-05-11
 - Ported to PowerPC-AIX.
 - Fixed a bug in the runtime for the cases where nonblocking IO with sockets was implemented using MSG_DONTWAIT. This flag does not exist on AIX, Cygwin, HPUX, and MinGW and was previously just ignored. Now the runtime simulates the flag for these platforms (except MinGW, yet, where it's still ignored).
- * 2006-05-06
 - Added `-default-type '<ty><N>'` for specifying the binding of default types in the Basis Library (e.g., `Int.int`).
- * 2006-04-25
 - Ported to HPPA-HPUX.
 - Fixed `PackReal{,32,64}{Big,Little}` to follow the Basis Library specification.
- * 2006-04-19
 - Fixed a bug in `MLton.share` that could cause a segfault.
- * 2006-03-30
 - Changed `MLton.Vector.unfoldi` to return the state in addition to the result vector.
- * 2006-03-30
 - Added `MLton.Vector.create`, a more powerful vector-creation function than is available in the basis library.
- * 2006-03-04
 - Added MLRISC from SML/NJ 110.57 to standard distribution.
- * 2006-03-03
 - Fixed bug in SSA simplifier that could eliminate an irredundant test.
- * 2006-03-02
 - Ported a bugfix from SML/NJ for a bug with the combination of `withNack` and `never` in CML.
- * 2006-02-09
 - Support compiler specific annotations in ML Basis files. If an annotation contains `": "`, then the text preceding the `": "` is meant to denote a compiler. For MLton, if the text preceding the `": "` is equal to `"mlton"`, then the remaining annotation is scanned as a normal annotation. If the text preceding the `": "` is not-equal to `"mlton"`, then the annotation is ignored, and no warning is issued.
- * 2006-02-04
 - Fixed bug in elaboration of functors; a program with a very large number of functors could exhibit the error `"ElaborateEnv.functorClosure: firstTycons"`.

Here are the changes from version 20041109 to version 20051202.

Summary:

- + New license: BSD-style instead of GPL.
- + New platforms:

- o hppa: Debian Linux.
 - o x86: MinGW.
- + Compiler.
 - o improved exception history.
 - o Command-line switches.
 - * Added: -as-opt, -mlb-path-map, -target-as-opt, -target-cc-opt.
 - * Deprecated: none.
 - * Removed: -native, -sequence-unit, -warn-match, -warn-unused.
- + Language.
 - o FFI syntax changes and extensions.
 - * Added: `_symbol`.
 - * Changed: `_export`, `_import`.
 - * Removed: `_ffi`.
 - o ML Basis annotations.
 - * Added: `allowFFI`, `nonexhaustiveExnMatch`, `nonexhaustiveMatch`, `redundantMatch`, `sequenceNonUnit`.
 - * Deprecated: `allowExport`, `allowImport`, `sequenceUnit`, `warnMatch`.
- + Libraries.
 - o Basis Library.
 - * Added: `Int1`, `Word1`.
 - o MLton structure.
 - * Added: `Process.create`, `ProcEnv.setgroups`, `Rusage.measureGC`, `Socket.fdToSock` `Socket.Ctl.getError`.
 - * Changed: `MLton.Platform.Arch`.
 - o Other libraries.
 - * Added: ckit library, ML-NLFFI library, SML/NJ library.
- + Tools.
 - o updates of `mllex` and `mlyacc` from SML/NJ.
 - o added `mlnlffigen`.
 - o profiling supports better inclusion/exclusion of code.
- * 2005-11-19
 - Updated SML/NJ Library and CKit Library from SML/NJ 110.57.
- * 2005-11-15
 - Fixed a bug in `MLton.ProcEnv.setgroups`.
- * 2005-11-11
 - Fixed a bug in the interleaving of lexing/parsing and elaborating of ML Basis files, which would raise an unhandled Force exception on cyclic basis references. Thanks to John Dias for the bug report.
- * 2005-11-10
 - Fixed two bugs in `Time.scan`. One would raise Time on a string with a large fractional component. Thanks to Carsten Varming for the bug report. The other failed to scan strings with an explicit sign followed by a decimal point.
- * 2005-11-03
 - Removed `MLton.GC.setRusage`.
 - Added `MLton.Rusage.measureGC`.
- * 2005-09-11
 - Fixed bug in display of types with large numbers of type variables, which could cause unhandled exception `Chr`.
- * 2005-09-08
 - Fixed bug in type inference of flexible records that would show up as "Type error: variable applied to wrong number of type args".
- * 2005-09-06

- Fixed bug in `Real.signBit`, which had assumed that the underlying C `signbit` returned 0 or 1, when in fact any nonzero value is allowed to indicate the signbit is set.
- * 2005-09-05
 - Added `-mlb-path-map` switch.
- * 2005-08-25
 - Fixed bug in `MLton.Finalizable.touch`, which was not keeping alive finalizable values in all cases.
- * 2005-08-18
 - Added SML/NJ Library and CKit Library from SML/NJ 110.55 to standard distribution.
 - Fixed bug in `Socket.Ctl.*`, which got the endianness wrong on big-endian machines. Thanks to Wesley Terpstra for the bug report and fix.
 - Added `MLton.GC.setRusage`.
 - Fixed bug in `mllex`, which had file positions starting at 2. They now start at zero.
- * 2005-08-15
 - Fixed bug in `LargeInt.scan`, which should skip leading "0x" and "0X". Thanks to Wesley Terpstra for the bug report and fix.
- * 2005-08-06
 - Additional revisions of FFI.
 - Deprecated `_export` with incomplete annotation.
 - Added `_address` for address of C objects.
 - Eliminated address component of `_symbol`.
 - Changed the type of the `_symbol*` expression.
 - See documentation for more detail.
- * 2005-08-06
 - Annotation changes.
 - Deprecated: `sequenceUnit`
 - Added: `sequenceNonUnit`
- * 2005-08-03
 - Annotation changes.
 - Deprecated: `allowExport`, `allowImport`, `warnMatch`
 - Added: `allowFFI`, `nonexhaustiveExnMatch`, `nonexhaustiveMatch`, `redundantMatch`
- * 2005-08-01
 - Update `mllex` and `mlyacc` with SML/NJ 110.55+ versions. This incorporates a small number of minor bug fixes.
- * 2005-07-23
 - Fixed bug in pass to flatten refs into containing data structure.
- * 2005-07-23
 - Overhaul of FFI.
 - Deprecated `_import` of C base types.
 - Added `_symbol` for address, getter, and setter of C base types.
 - See documentation for more detail.
- * 2005-07-21
 - Update `mllex` and `mlyacc` with SML/NJ 110.55 versions. This incorporates a small number of minor bug fixes.

- * 2005-07-20
 - Fixed bug in front end that allowed unary constructors to be used without an argument in patterns.
- * 2005-07-19
 - Eliminated `_ffi`, which has been deprecated for some time.
- * 2005-07-14
 - Fixed bug in runtime that caused `getrusage` to be called on every GC, even if timing info isn't needed.
- * 2005-07-13
 - Fixed bug in closure conversion tickled by making a weak pointer to a closure.
- * 2005-07-12
 - Changed `{OS,Posix}.Process.sleep` to call `nanosleep()` instead of `sleep()`.
 - Added `MLton.ProcEnv.setgroups`.
- * 2005-07-11
 - `InetSock.{any,toAddr}` raise `SysErr` if port is not in `[0, 2^16)`.
- * 2005-07-02
 - Fixed bug in `Socket.recvVecFrom{',' ,NB,NB'}`. The type was too polymorphic and allowed the creation of a bogus `sock_addr`.
- * 2005-06-28
 - The front end now reports errors on encountering undefined or cyclicly defined MLB path variables.
- * 2005-05-22
 - Fixed bug in `Posix.IO.{getlk,setlk,setlkw}` that caused a link-time error: undefined reference to `Posix_IO_FLock_typ`.
 - Improved exception history so that the first entry in the history is the source position of the raise, and the rest is the call stack.
- * 2005-05-19
 - Improved exception history for Overflow exceptions.
- * 2005-04-20
 - Fixed a bug in pass to flatten refs into containing data structure.
- * 2005-04-14
 - Fixed a front-end bug that could cause an internal bug message of the form "missing flexInst".
- * 2005-04-13
 - Fixed a bug in the representation of flat arrays/vectors that caused incorrect behavior when the element size was 2 or 4 bytes and there were multiple components to the element (e.g. `(char * char)` vector).
- * 2005-04-01
 - Fixed a bug in `GC_arrayAllocate` that could cause a segfault.
- * 2005-03-22
 - Added structures `Int1`, `Word1`.
- * 2005-03-19

- Fixed a bug that caused `Socket.Ctl.{get,set}LINGER` to raise `Subscript`. The problem was in the use of `PackWord32Little.update`, which scales the supplied index by `bytesPerElem`.
- * 2005-03-13
 - Fixed a bug in CML mailboxes.
- * 2005-02-26
 - Fixed an off-by-one error in `mkstemp` defined in `mingw.c`.
- * 2005-02-13
 - Added `mlnlffigen` tool (heavily adapted from SML/NJ).
- * 2005-02-12
 - Added MLNLFFI Library (heavily adapted from SML/NJ) to standard distribution.
- * 2005-02-04
 - Fixed a bug in `OS.path.toString`, which did not raise `InvalidArc` when needed.
- * 2005-02-03
 - Fixed a bug in `OS.Path.joinDirFile`, which did not raise `InvalidArc` when passed a file that was not an arc.
- * 2005-01-26
 - Fixed a front end bug that incorrectly rejected expansive valbinds with useless bound type variables.
- * 2005-01-22
 - Fixed x86 codegen bug which failed to account for the possibility that a 64-bit move could interfere with itself (as simulated by 32-bit moves).
- * 2004-12-22
 - Fixed `Real32.fmt StringCvt.EXACT`, which had been producing too many digits of precision because it was converting to a `Real64.real`.
- * 2004-12-15
 - Replaced MLB path variable `MLTON_ROOT` with `SML_LIB`, to use a more compiler-independent name. We will keep `MLTON_ROOT` aliased to `SML_LIB` until after the next release.
- * 2004-12-02
 - `Unix.create` now works on all platforms (including Cygwin and MinGW).
- * 2004-11-24
 - Added support for `MLton.Process.create`, which works on all platforms (including Windows-based ones like Cygwin and MinGW) and allows better control over `std{in,out,err}` for child process.

Here are the changes from version 20040227 to 20041109.

Summary:

- + New platforms:
 - o x86: FreeBSD 5.x, OpenBSD
 - o PowerPC: Darwin (MacOSX)
- + Support for MLBasis files.

- + Support for dynamic libraries.
- + Support for Concurrent ML (CML).
- + New structures: Int2, Int3, ..., Int31 and Word2, Word3, ..., Word31.
- + A new form of profiling, -profile count.
- + A bytecode generator.
- + Data representation improvements.
- + MLton structure changes.
 - o Added: share, shareAll
 - o Changed: Exn, IntInf, Signal, Thread.
- + Command-line switch changes.
 - o Deprecated:
 - native (use -codegen)
 - sequence-unit (use -default-ann)
 - warn-match (use -default-ann)
 - warn-unused (use -default-ann)
 - o Removed:
 - detect-overflow
 - exn-history (use -const)
 - safe
 - show-basis-used
 - o Added:
 - codegen
 - const
 - default-ann
 - disable-ann
 - profile-branch
 - target-link-opt
- * 2004-09-22
 - Extended `_import` to support indirect function calls.
- * 2004-09-13
 - Made `Date.{fromString,scan}` accept a space (treated as zero) in the first character of the day of the month.
- * 2004-09-12
 - Fixed bug in `IntInf` that could cause a seg fault.
 - Remove `MLton.IntInf.size`.
- * 2004-09-05
 - Made `-detect-overflow` and `-safe` expert options.
- * 2004-08-30
 - Added `val MLton.share: 'a -> unit`, which maximizes sharing in a heap object.
- * 2004-08-27
 - Fixed bug in `Real.toLargeInt`. It would incorrectly raise `Option` instead of `Overflow` in the case when the real was not an `INF`, but rounding produced an `INF`.
 - Fixed bugs in `Date.{fmt,fromString,scan,toString}`. They incorrectly allowed a space for the first character in the day of the month.
- * 2004-08-18
 - Changed `MLton.{Thread,Signal,World}` to distinguish between implicitly and explicitly paused threads.
- * 2004-07-28
 - Added support for programming in the large using the ML Basis system.

- * 2004-07-11
 - Fixed bugs in ListPair.*Eq functions, which incorrectly raised the UnequalLengths exception.
- * 2004-07-01
 - Added val MLton.Exn.addExnMessenger: (exn -> string option) -> unit
- * 2004-06-23
 - Runtime system options that take memory sizes now accept a "g" suffix indicating gigabytes. They also now take a real instead of an integer, e.g. fixed-heap 0.5g. They also now accept uppercase, e.g. 150M.
- * 2004-06-12
 - Added support for OpenBSD.
- * 2004-06-10
 - Added support for FreeBSD 5.x.
- * 2004-05-28
 - Deprecated the -native flag. Instead, use the new flag -codegen {native|bytecode|C}. This is in anticipation of adding a bytecode compiler.
- * 2004-05-26
 - Fixed a front-end bug that could cause cascading error to print a very large and unreadable internal bug message of the form "datatype ... realized with scheme Unknown".
- * 2004-05-17
 - Automatically restart functions in the Basis Library that correspond directly to interruptable system calls.
- * 2004-05-13
 - Added -profile count, for dynamic counts of function calls and branches.
 - Equate the types Posix.Signal.signal and Unix.signal.
- * 2004-05-11
 - Fixed a bug with -basis 1997 that would cause type errors due to differences between types in the MLton structure and types in the rest of the basis library.
- * 2004-05-01
 - Fixed a bug with sharing constraints in signatures that would sometimes mistakenly treat two structures as identical when they shouldn't have been. This would cause some programs to be mistakenly rejected.
- * 2004-04-30
 - Added MLton.Signal.{handled,restart}.
- * 2004-04-23
 - Added Timer.checkCPUTimes, and updated the Timer structure to match the latest basis spec. Also fixed totalCPUTimer and totalRealTimer, which were wrong.
- * 2004-04-13
 - Added MLton.Signal.Mask.{getBlocked,isMember}.
- * 2004-04-12

- Fix bug that mistakenly generalized variable types containing unknown types when matching against a signature.
 - Reasonable front-end error message when unification causes recursive (circular) type.
- * 2004-04-03
- Fixed bug in sharing constraints so that $A = B = C$ means that all pairs AB, AC, BC are shared, not just AB and BC. This matters in some situations.
- * 2004-03-20
- Fixed `Time.now` which was treating microseconds as nanoseconds.
- * 2004-03-14
- Fixed SSA optimizer bug that could cause the error "<type> has no tyconInfo property".
- * 2004-03-11
- Fixed `Time.fromReal` to raise `Time`, not `Overflow`, on unrepresentable times.
- * 2004-03-04
- Added structures `Word2`, `Word3`, ..., `Word31`.
- * 2004-03-03
- Added structures `Int2`, `Int3`, ..., `Int31`.
 - Fixed bug in elaboration of "and" with signatures, structures, and functors so that it now evaluates all right-hand sides before binding any left-hand sides.

Here are the changes from version 20030716 to 20040227.

Summary:

- + The front end now follows the Definition of SML and produces readable error messages.
 - + Added support for NetBSD.
 - + Basis library changes tracking revisions to the specification.
 - + Added structures: `Int64`, `Real32`, `Word64`.
 - + File positions use `Int64`.
 - + Major improvements to `-show-basis`, which now displays the basis in a very readable way with full type information.
 - + Command-line switch changes.
 - o Deprecated: `-basis`.
 - o Removed: `-lib-search`, `-link`, `-may-load-world`, `-static`.
 - o Added: `-link-opt`, `-runtime`, `-sequence-unit`, `-show-def-use`, `-stop tc`, `-warn-match`, `-warn-unused`.
 - o Changed: `-export-header`, `-show-basis`, `-show-basis-used`.
 - o Renamed: `-host` to `-target`.
 - + FFI changes.
 - o Renamed `_ffi` as `_import`.
 - o Added `cdecl` and `stdcall` attributes to `_import` and `_export` expressions.
 - + MLton structure changes.
 - o Added: `Pointer`.
 - o Removed: `Ptrace`.
 - o Changed: `Finalizable`, `IntInf`, `Platform`, `Random`, `Signal`, `Word`.
- * 2004-02-16
- Changed `-export-header`, `-show-basis`, `-show-basis-used` to take a file name argument, and they no longer force compilation to halt.

- Added `-show-def-use` and `-warn-unused`, which deal with def-use information.
- * 2004-02-13
 - Added flag `-sequence-unit`, which imposes the constraint that in the sequence expression `(e1; e2)`, `e1` must be of type `unit`.
- * 2004-02-10
 - Lots of changes to `MLton.Signal`: name changes, removal of superfluous functions, additional functions.
- * 2004-02-09
 - Extended `-show-basis` so that when used with an input program, it shows the basis defined by the input program.
 - Added `"stop"` runtime argument.
 - Made `-call-graph {false|true}` an option to `mlprof` that determines whether or not a call graph file is written.
- * 2004-01-20
 - Fixed a bug in `IEEEReal.{fromString,scan}`, which would improperly return `INF` instead of `ZERO` for things like `"0.0000e123456789012345"`.
 - Fixed a bug in `Real.{fromDecimal,fromString,scan}`, which didn't return an appropriately signed zero for `~0.0`.
 - Fixed a bug in `Real.{toDecimal,fmt}`, which didn't correctly handle `~0.0`.
 - Report a compile-time error on unrepresentable real constants.
- * 2004-01-05
 - Removed option `-may-load-world`. You can now use `-runtime no-load-world` instead.
 - Removed option `-static`. You can now use `-link-opt -static` instead.
 - Changed `MLton.IntInf.size` to return 0 instead of 1 on small ints.
- * 2003-12-28
 - Fixed horrible bug in `MLton.Random.alphaNumString` that caused it to return 0 for all characters beyond position 11.
- * 2003-12-17
 - Removed `-basis` as a normal flag. It is still available as an expert flag, but its use is deprecated. It will almost certainly disappear after the next release.
- * 2003-12-10
 - Allow multiple `@MLton --` runtime args in sequence. This makes it easier for scripts to prefix `@MLton` args without having to splice them with other ones.
- * 2003-12-04
 - Added support for files larger than 2G. This included changing `Position` from `Int32` to `Int64`.
- * 2003-12-01
 - Added structure `MLton.Pointer`, which includes a type `t` for pointers (memory addresses, not SML heap pointers) and operations for loading from and storing to memory.
- * 2003-11-03
 - Fixed `Timer.checkGCTime` so that only the GC user time is included, not GC system time.

- * 2003-10-13
 - Added `-warn-match` to control display nonexhaustive and redundant match warnings.
 - Fixed space leak in `StreamIO` causing the entire stream to be retained. Thanks to Jared Showalter for the bug report and fix.
- * 2003-10-10
 - Added `"-stop tc"` switch to stop after type checking.
- * 2003-09-25
 - Fixed `Posix.IO.getfl`, which had mistakenly called `fcntl` with `F_GETFD` instead of `F_GETFL`.
 - Tracking basis library changes:
 - o `Socket` module datagram functions no longer return amount written, since they always write the entire amount or fail. So, `send{Arr,Vec}To{,}'` now return unit instead of int.
 - o Added nonblocking versions of all the send and recv functions, as well as accept and connect. So, we now have: `acceptNB`, `connectNB`, `recv{Arr,Vec}{,From}NB{,}'`, `send{Arr,Vec}{,To}NB{,}'`
- * 2003-09-24
 - Tracking basis library changes:
 - o `TextIO.inputLine` now returns a string option.
 - o Slices used in `Byte`, `PRIM_IO`, `PrimIO`, `Posix.IO`, `StreamIO`
 - o `Posix.IO.readVec` raises `Size`, not `Subscript`, with negative argument.
- * 2003-09-22
 - Fixed `Real.toManExp` so that the mantissa is in `[0.5, 1)`, not `[1, 2)`. The spec says that `1.0 ≤ man * radix < radix`, which since radix is 2, implies that the mantissa is in `[0.5, 1)`.
 - Added `Time.{from,to}Nanoseconds`.
- * 2003-09-11
 - Added `Real.realRound`.
 - Added `Char{Array,Vector}Slice` to `Text`.
- * 2003-09-11
 - `OS.IO.poll` and `Socket.select` now raise errors on negative timeouts.
 - `Time.time` is now implemented using `IntInf` instead of `Int`, which means that a much larger range of time values is representable.
- * 2003-09-10
 - `Word64` is now there.
- * 2003-09-09
 - Replaced `Pack32{Big,Little}` with `PackWord32{Big,Little}`.
 - Fixed bug in `OS.FileSys.fullPath`, which mistakenly stopped as soon as it hit a symbolic link.
- * 2003-09-08
 - Fixed `@MLton max-heap`, which was mistakenly ignored. Cleaned up `@MLton fixed-heap`. Both fixed-heap and max-heap can use copying or mark-compact collection.
- * 2003-09-06
 - `Int64` is completely there.
 - Fixed `OS.FileSys.tmpName` so that it creates the file, and doesn't use `tmpnam`. This eliminates an annoying linker warning message.

- * 2003-09-05
 - Added structures {LargeInt, LargeReal, LargeWord, Word}
 - {Array, Array2, ArraySlice, Vector, VectorSlice}
 - Fixed bug in Real.toDecimal, which return class NORMAL for subnormals.
 - Fixed bug in Real.toLargeInt, which didn't return as precise an integer as possible.
- * 2003-09-03
 - Lots of fixes to Real functions.
 - o Real32 is now completely in place, except for Real32.nextAfter on SunOS.
 - o Fixed Real.Math.exp on x86 to return the right value when applied to posInf and negInf.
 - o Changed Real.Math.{cos, sin, tan} on x86 to always use a call to the C math library instead of using the x86 instruction. This eliminates some anomalies between compiling -native false and -native true.
 - o Change Real.Math.pow to handle exceptional cases in the SML code.
 - o Fixed Real.signBit on Sparcs.
- * 2003-08-28
 - Fixed PackReal{,64}Little to work correctly on Sparc.
 - Added PackReal{,64}Big, PackReal32{Big, Little}.
 - Added -runtime switch, which passes arguments to the runtime via @MLton. These arguments are processed before command line switches.
 - Eliminated MLton switch -may-load-world. Can use -runtime combined with new runtime switch -no-load-world to disable load world in an executable.
- * 2003-08-26
 - Changed -host to -target.
 - Split MLton.Platform.{arch, os} into MLton.Platform.{Arch, OS}.t.
- * 2003-08-21
 - Fixed bug in C codegen that would cause undefined references to Real_{fetch, move, store} when compiling on Sparcs with -align 4.
- * 2003-08-17
 - Eliminated -link and -lib-search, which are no longer needed. Eliminated support for passing -l*, -L*, and *.a on the command line. Use -link-opt instead.
- * 2003-08-16
 - Added -link-opt, for passing options to gcc when linking.
- * 2003-07-19
 - Renamed _ffi as _import. The old _ffi will remain for a while, but is deprecated and should be replaced with _import.
 - Added attributes to _export and _import. For now, the only attributes are "cdecl" and "stdcall".

Here are the changes from version 20030711 to 20030716.

Summary:

- + Fixed several serious bugs with the 20030711 release.

- * 2003-07-15
 - Fixed bug that caused a segfault when attempting to create an array that was too large, e.g.


```
1 + Array.sub (Array.tabulate (valOf Int.maxInt, fn i => i), 0)
```
 - mlton now checks the command line arguments following the file to compile that are passed to the linker to make sure they are reasonable.
- * 2003-07-14
 - Fixed packaging for Cygwin and Sparc to include libgmp.a.
 - Eliminated bootstrap target. The Makefile automatically determines whether to bootstrap or not.
 - Fixed XML type checker bug that could cause error: empty tyvars in PolyVal dec.
- * 2003-07-12
 - Turned off FORCE_GENERATIONAL in gc. It had been set, which caused the gc to always use generational collection. This could seriously slow apps down that don't need it.

 Here are the changes from version 20030312 to 20030711.

Summary:

- + Added support for Sparc/SunOS using the C code generator.
 - + Completed the basis library implementation. At this point, the only missing basis library function is "use".
 - + Added `_export`, which allows one to call SML functions from C.
 - + Added weak pointers (via `MLton.Weak`) and finalization (via `MLton.Finalizable`).
 - + Added new integer modules: `Int8`, `Int16`.
 - + Better profiling call graphs
 - + Fixed conversions between reals and their decimal representations to be correct using the `gdtoa` library.
- * 2003-07-07
 - Profiling improvements
 - o Eliminated `mlton -profile-split`. Added `mlprof -split`. Now the profiling infrastructure keeps track of the splits and allows one to decide which splits to make (if any) when `mlprof` is run, which is much better than having to decide at compile time.
 - o Changed `mlprof -graph` to `mlprof -keep`, and changed the behavior so that `-keep` also controls which functions are displayed in the table.
 - o Eliminated `mlprof -ignore`: it's behavior is now subsumed by `-keep`, whose meaning has changed to be more like `-ignore` on nodes that are not kept.
 - When calling `gcc` for linking, put `-link args` in same order as they appeared on the MLton command line (they used to be reversed).
 - * 2003-07-03
 - Making `OS.Process.{atExit,exit}` conform to the basis library spec in that exceptions raised during cleaners are caught and ignored. Also, calls to `exit` from cleaners cause the rest of cleaners to run.
 - * 2003-07-02
 - Fixed bug with negative `IntInf` constants that could cause compile time error message:


```
"x86Translate.translateChunk ... strange Offset: base: ..."
```
 - Changed argument type of `MLton.IntInf.Small` from `word` to `int`.

- Added fix to profiling so that the mlmon.out file is written even when the program terminates due to running out of memory.
- * 2003-06-25
 - Added {Int{8,16},Word8}{,Array,ArraySlice,Vector,VectorSlice,Array2} structures.
- * 2003-06-25
 - Fixed bug in IntInf.sign, which returned the wrong value for zero.
- * 2003-06-24
 - Added _export, for calling from C to SML.
- * 2003-06-18
 - Regularization of options.
 - diag --> -diag-pass
 - drop-pass takes a regexp
- * 2003-06-06
 - Fixed bug in OS.IO.poll that caused it to return the input event types polled for instead of what was actually available.
- * 2003-06-04
 - Fixed bug in known case SSA optimization that could cause incorrect results in compiled programs.
- * 2003-06-03
 - Fixed bug in SSA optimizer that could cause the error message


```
Type error: Type.equals
{from = char vector, to = unit vector}
Type error: analyze raised exception loopStatement: ...
unhandled exception: TypeError
```
- * 2003-06-02
 - Fixed Real.rem to work correctly on infs and nans.
 - Fixed bug in profiling that caused the function name to be omitted on functions defined by val rec.
- * 2003-05-31
 - Fixed Real.{fmt,fromString,scan,toString} to match the basis library spec.
 - Added IEEEReal.{fromString,scan}.
 - Added Real.{from,to}Decimal.
- * 2003-05-25
 - Added Real.nextAfter.
 - Added OS.Path.{from,to}UnixPath, which are the identity function on Unix.
- * 2003-05-20
 - Added type MLton.pointer, the type of C pointers, for use with the FFI.
- * 2003-05-18
 - Fixed two bugs in type inference that could cause the compiler to raise the TypeError exception, along with a lot of XML IL. The type-check.sml regression contains simple examples of what failed.
 - Fixed a bug in the simplifier that could cause the message:


```
shrinker raised Prim.apply raised assertion failure: SmallIntInf.fromWord
```

- * 2003-05-15
 - Fixed bug in Real.class introduced on 04-28 that cause many regression failures with reals when using newer gccs.
 - Replaced MLton.Finalize with MLton.Finalizable, which has a more robust approach to finalization.
- * 2003-05-13
 - Fixed bug in MLton.FFI on Cygwin that caused Thread_returnToC to be undefined.
- * 2003-05-12
 - Added support for finalization with MLton.Finalize.
- * 2003-05-09
 - Fixed a runtime system bug that could cause a segfault. This bug would happen after a GC during heap resizing when copying a heap, if the heap was allocated at a very low (<10M) address. The bug actually showed up on a Cygwin system.
- * 2003-05-08
 - Fixed bug in HashType that raised "Vector.forall2" when the arity of a type constructor is changed by simplifyTypes, but a newly constructed type has the same hash value.
- * 2003-05-02
 - Switched over to new layered IO implementation, which completes the implementation of the BinIO and TextIO modules.
- * 2003-04-28
 - Fixed bug that caused an assertion failure when generating a jump table for a case dispatch on a non-word sized index with non-zero lower bound on the range.
- * 2003-04-24
 - Added -align {4|8}, which controls alignment of objects. With -align 8, memory accesses to doubles are guaranteed to be aligned mod 8, and so don't need special routines to load or store.
- * 2003-04-22
 - Fixed bug that caused a total failure of time profiling with -native false. The bug was introduced with the C codegen improvements that split the C into multiple files. Now, the C codegen declares all profile labels used in each file so that they are global symbols.
- * 2003-04-18
 - Added MLton.Weak, which supports weak pointers.
- * 2003-04-10
 - Replaced the basis library's MLton.hostType with MLton.Platform.arch and MLton.Platform.os.
- * 2003-04
 - Added support for SPARC/SunOS using the C codegen.
- * 2003-03-25
 - Added MLton.FFI, which allows callbacks to SML from C.
- * 2003-03-21
 - Fixed mlprof so that the default -graph arg for data from -profile-stack true is '(thresh-stack x)', not '(thresh x)'.

 Here are the changes from version 20020923 to 20030312.

Summary:

- + Added source-level profiling of both time and allocation.
 - + Updated basis library to 2002 specification. To obtain the old library, compile with `-basis 1997`.
 - + Added many modules to basis library:
`BinPrimIO`, `GenericSock`, `ImperativeIO`, `INetSock`, `NetHostDB`,
`NetProtDB`, `NetServDB`, `Socket`, `StreamIO`, `TextPrimIO`, `UnixSock`.
 - + Completed implementation of `IntInf` and `OS.IO`.
- * 2003-02-23
 - Replaced `-profile-combine` with `-profile-split`.
 - * 2003-02-11
 - Regularization of options.
 - `-l` --> `-link`
 - `-L` --> `-lib-search`
 - `-o` --> `-output`
 - `-v` --> `-verbose`
 - * 2003-02-10
 - Added option to `mlton`: `-profile-combine {false|true}`
 - * 2003-02-09
 - Added options to `mlprof`: `-graph-title`, `-gray`, `-ignore`, `-mlmon`,
`-tolerant`.
 - * 2002-11 - 2003-01
 - Added source-level allocation and time profiling. This includes the new options to `mlton`: `-profile` and `-profile-stack`.
 - * 2002-12-28
 - Added `NetHostDB`, `NetProtDB`, `NetServDB` structures.
 - Added `Socket`, `GenericSock`, `INetSock`, `UnixSock` structures.
 - * 2002-12-19
 - Fixed bug in signal check insertion that could cause some signals to be missed. The fix was to add a signal check on entry to each function in addition to at each loop header.
 - * 2002-12-10
 - Fixed bug in runtime that might cause the message
`Unable to set cardMapForMutator`.
 - * 2002-11-23
 - Added support for the latest Basis Library specification.
 - Added option `-basis` to choose Basis Library version. Currently available basis libraries are 2002, 2002-strict, 1997, and none.
 - Added `IntInf`.{`orb`,`xorb`,`andb`,`notb`,`<<`,`>>`} values.
 - Added `OS.IO`.{`poll_desc`,`poll_info`} types.
 - Added `OS.IO`.{`pollDesc`,`pollToIODesc`,`infoToPollDesc`,`Poll`} values.
 - Added `OS.IO`.{`pollIn`,`pollOut`,`pollPri`,`poll`,`isIn`,`isOut`,`isPri`} values.
 - Added `BinPrimIO`, `TextPrimIO` structures.
 - Added `StreamIO`, `ImperativeIO` functors.
 - * 2002-11-22
 - Fixed bug that caused time profiling to fail (with a segfault) when resuming a saved world.

- * 2002-11-07
 - Fixed bug in MLton.eq that could arise when using eq on functions.
- * 2002-11-05
 - Improvements to polymorphic equality. Equality on IntInfs, vectors, and datatypes all do an eq test first before a more expensive comparison.
- * 2002-11-01
 - Added allocation profiling. Now, can compile with either -profile alloc or -profile time. Renamed MLton.Profile as MLton.ProfileTime. Added MLton.ProfileAlloc. Cleaned up and changed most mlprof option names.
- * 2002-10-31
 - Eliminated MLton.debug.
 - Fixed bug in the optimizer that affected IntInf.fmt. The optimizer had been always using base 10, instead of the passed in radix.
- * 2002-10-22
 - Fixed Real.toManExp so that the mantissa is in [1, 2), not [0.5, 1).
 - Added Real.fromLargeInt, Real.toLargeInt.
 - Fixed Real.split, which would return an incorrect whole part due to the underlying primitive, Real_modf, being treated as functional instead of side-effecting.
- * 2002-09-30
 - Fixed rpath problem with packaging. All executables in packages previously made had included a setting for RPATH.

Here are the changes from version 20020410 to 20020923.

Summary:

- + MLton now runs on FreeBSD.
 - + Major runtime system improvements. The runtime now implements mark-compact and generational collection, in addition to the copying collection that was there before. It automatically switches between the the collection strategies to improve performance and to try to avoid paging.
 - + Performance when compiling "-exn-history true" has been improved.
 - + Added IntInf.log2, MLton.GC.pack, MLton.GC.unpack.
 - + Fixed bug in load world that could cause "sread failed" on Cygwin.
 - + Fixed optimizer bug that could cause "no analyze var value property" message.
- * 2002-09
 - Integrated Sam Rushing's changes to port MLton to FreeBSD.
 - * 2002-08-25
 - Changed the implementation of exception history to be completely functional. Now, the extra field in exceptions (when compiling -exn-history true) is a string list instead of a string list ref, and raise conses a new exception with a new element in the list instead of assigning to the list. This changes the semantics of exception history (for the better) on some programs. See regression/exnHistory3.sml for an example. It also significantly improves performance when compiling -exn-history true.
 - * 2002-07 and 2002-08
 - Added generational GC, and code to the runtime that automatically turns it on and off.

- * 2002-08-20
 - Fixed SSA optimizer bug that could cause the following error message
 `x_0 has no analyze var value property`
- * 2002-07-28
 - Added `MLton.GC.{pack,unpack}`. `pack` shrinks the heap so that other processes can use the RAM, and its dual, `unpack`, resizes the heap to the desired size.
- * 2002-06 and 2002-07
 - Added mark compact GC.
 - Changed array layout so that arrays have three, not two header words.
 The new word is a counter word that preceeds the array length and header.
 - Changed all header words to be indices into an array of object descriptors.
- * 2002-06-27
 - Added patches from Michael Neumann to port runtime to FreeBSD 4.5.
- * 2002-06-05
 - Output file and intermediate file are now saved in the current directory instead of in the directory containing the input file.
- * 2002-05-31
 - Fixed bug in overloading of `/` so that the following now type checks:
 `fun f (x, y) = x + y / y`
- * 2002-04-26
 - Added back `max-heap` runtime option.
- * 2002-04-25
 - Fixed load/save world so that they use binary mode. This should fix the "sread failed" problem that Byron Hale saw on Cygwin that caused mlton to fail to start.
 - Added `IntInf.log2`.
 - Changed call to linker to use `libgmp.a` (if it exists) instead of `libgmp.so`. This is because the linker adds a dependency to a shared library even if there are no references to it
- * 2002-04-23
 - Rewrote heap resizing code. This fixed bug that was triggered with large heaps and could cause a spurious out of memory error.
 - Removed `gmp` from MLton sources (again :-).

Here are the changes from version 20011006 to version 20020410.

- * 2002-03-28
 - Added `BinIO`.
- * 2002-03-27
 - Regularization of options

| | | |
|-------------------|---------------------|------------------------------------|
| <code>-g</code> | <code>--></code> | <code>-degug {false true}</code> |
| <code>-h n</code> | <code>--></code> | <code>-fixed-heap n</code> |
| <code>-p</code> | <code>--></code> | <code>-profile {false true}</code> |
- * 2002-03-22
 - Set up the stubs so that MLton can be compiled in the standard basis library, with no MLton structure. Thus it is now easy to compile MLton with an older (or newer) version of itself that has a different MLton structure.

- * 2002-03-17
 - Added MLton.Process.{spawn,spawnw,spawnp}, which use primitives when running on Cygwin and fork/exec when running on Linux.
- * 2002-02 - 2002-03
 - Added the ability to cross-compile to Cygwin/Windows.
- * 2002-02-24
 - Added gmp back for use with Cygwin.
- * 2002-02-10
 - Reworked object header words so that Array.maxLen = valOf Int.maxInt. Also fixed a long-standing minor bug in MLton, where Array.array (Array.maxLen, ...) would raise Size instead of attempting to allocate the array. It was an off-by-one error in the meaning of Array.maxLen.
- * 2002-02-08
 - Modifications to runtime to behave better in situations where the amount of live data is a significant fraction of the amount of RAM, based on code from PolySpace. MLton executables by default can now use more than the available amount of RAM. Executables will still respect the max-heap runtime arg if it is set.
- * 2002-02-04
 - Improvements to runtime so that it fails to get space, it attempts to get less space instead of failing. Based on PolySpace's modifications.
 - Added MLton.eq.
- * 2002-02-03
 - Added MLton.IntInf.gcd.
 - Removed gmp from MLton sources. We now link with /usr/lib/gmp.a.
 - Added TextIO.getPosOut.
 - Renamed type MLton.Itimer.which to MLton.Itimer.t and MLton.Itimer.whichSignal to MLton.Itimer.signal.
 - Added -coalesce flag, for use with the C backend.
- * 2002-01-26
 - Added -show-basis-used, which prints out the parts of the basis library that the input program uses.
 - Changed several other flags (-print-at-fun-entry, -show-basis, -static) to follow the {false|true} convention.
- * 2002-01-22
 - Improved MLton.profile so that multiple profile arrays can exist simultaneously and so that the current one being used can be set from the SML side.
- * 2002-01-18
 - The MACHINE IL has been replaced with an RSSA (representation explicit SSA) IL and an improved MACHINE IL.
- * 2002-01-16
 - Added known case SSA optimization
- * 2002-01-14
 - Added rudimentary profiling control from with a MLton compile program via the MLton.Profile structure.
- * 2002-01-09

- Fixed bug in match compiler that caused case expressions on datatypes with redundant cases to be compiled incorrectly.
- * 2002-01-08
 - Added redundant tuple construction elimination to SSA shrinker.
 - Improved flatten SSA optimization.
- * 2001-12-06
 - Changed the interface for MLton.Signal. There is no longer a separate Handler substructure. This was done so that programs that just use default and ignore signal handlers don't bring in the entire thread mechanism.
- * 2001-12-05
 - Added local ref elimination SSA optimization.
- * 2001-11-19
 - The CPS IL has been replaced with an SSA (static-single assignment) IL. All of the optimizations have been ported from CPS to SSA.
- * 2001-10-24
 - Fixed bug in Thread_atomicEnd -- limit was mistakenly set to base instead of to 0. This caused assertion failures when for executables compiled -g because GC_enter didn't reset the limit.
 - Fixed bug in register allocation of byte registers.
- * 2001-10-23
 - Added -D option to cmcat for preprocessor defines. Thanks to Anoq for sending the code.
 - Changed limit check insertion so that limit checks are only coalesced within a single basic block -- not across blocks. This slows many benchmarks down, but is needed to fix a bug in the way that limit checks were coalesced across blocks. Hopefully we will figure out a better fix soon.
- * 2001-10-18
 - Fixed type inference of flexrecord so that it now follows the Definition. Many programs containing flexrecords were incorrectly rejected. Added many new tests to regression/flexrecord.sml.
 - Changed the behavior of -keep dot combined with -keep pass for SSA passes. Dot files are now saved for the program before and after, instead of just after.
- * 2001-10-11
 - Fixed a bug in the type inference that caused type variables to be mistakenly generalized. The bug was exposed in Norman Ramsey's sled.sml. Added a test to regression/flexrecord.sml to catch the problem.

Here are the changes from version 20010806 to version 20011006.

Summary:

- + Added MLton.Exn.history, which is similar to SMLofNJ.exnHistory.
- + Support for #line directives of the form (*#line line.col "file"*).
- + Performance improvements in native codegenerator.
- + Bug fixes in front-end, optimizer, register allocator, Real.{maxFinite, minPos, toManExp}, and in heap save and restore.
- * 2001-10-5
 - Fixed a bug in polymorphic layered patterns, like


```
val 'a a as b = []
```


- These would always fail due to the variable "a" not being handled correctly.
 - Fixed the syntax of "val rec" so that a pattern is allowed on the left-hand side of the =. Thus, we used to reject, but now accept, the following.


```
val rec a as b as c = fn _ => ()
val rec a : unit -> unit : unit -> unit = fn () => ()
```

 Thanks again to Andreas Rossberg's test files. This is now tested for in valrec.sml.
 - Fixed dynamic semantics of "val rec" so that if "val rec" is used to override constructor status, then at run time, the Bind exception is raised as per rule 126 of the Definition. So, for example, the following program type checks and compiles, but raises Bind at run time.


```
val rec NONE = fn () => ()
val _ = NONE ()
```

 Again, this is checked in valrec.sml.
 - Added '\r\n' to ml.lex so that Windows style newlines are acceptable in input files.
- * 2001-10-4
- Fixed bug in the implementation of "open" declarations, which in the case of "open A B" had opened A and then looked up B in the resulting environment. The correct behaviour (see rule 22 of the Definition) is to lookup each longstrid in the current environment, and then open them all in sequence. This is now checked for in the open.sml regression test. Thanks to Andreas Rossberg for pointing this bug out.
 - Fixed bug that caused tyvars of length 1 (i.e. ') to be rejected. This is now checked in the id.sml regression test. Again, thanks to Andreas Rossberg for the test.
- * 2001-10-2
- Fixed bugs in Real.toManExp (which always returned the wrong result because the call to frexp was not treated as side-effecting by the optimizer) and in Real.minPos, which was zero because of a mistake with extra precision bits.
- * 2001-10-1
- Added MLton.Exn.history.
 - Fixed register allocation bug with fucom instruction. Was allowing fucomp when the first source was not removable.
 - Changed Real.isFinite to use the C math.h finite function. This fixed the nontermination bug which occurred in any program that used Real.maxFinite.
- * 2001-9-22
- Bug fixes found from Ramsey's lrtl in contify.fun and unused-args.fun, both of which caused compile-time exceptions to be raised.
- * 2001-9-21
- Fixed MLton.World.{load,save} so that the saved world does not store the max heap size. Instead, the max heap size is computed upon load world in exactly the same way as at program startup. This fixes a long-standing (but only recently noticed) problem in which mlton (which uses a saved world) would attempt to use as much memory as was on the machine used to build world.mlton.
- * 2001-8-29
- Overflow checking is now on by default in the C backend. This is a huge performance hit, but who cares, since we never use the C backend except for testing anyways.
- * 2001-8-22
- Added support for #line directives of the form


```
(*#line line.col "file"*)
```

These directives only affect error messages produced by the parser and elaborator.

- * 2001-8-17
 - Fixed bug in removeUnused optimization that caused the following program to fail to compile.


```
fun f l = case l of [] => f l | _ :: l => f l
val _ = f [13]
```
- * 2001-8-14
 - New x86-codegen infrastructure.
 - o support for tracking liveness of stack slots and carrying them in registers across basic blocks
 - o more specific Entry and Transfer datatypes to make calling convention distinctions more explicit
 - o new heuristic for carrying values in registers across basic blocks (look Ma, no Overflows!)
 - o new "predict" model for generating register allocation hints
 - o additional bug fixes
- * 2001-8-7
 - MLton.Socket.shutdownWrite flushes the outstream.

Here are the changes from version 20010706 to version 20010806.

Summary:

- + Word.andb (w, 0xFF) now works correctly
 - + MLton.Rusage.rusage has a patch to work around a linux kernel bug
 - + Programs of the form "exp ; program" are now accepted
 - + Added the "MLton.Rlimit" structure
 - + Added the "-keep dot" flag, which produces call graphs, intraprocedural control-flow graphs, and dominator trees
- * 2001-8-6
 - Added simple common block elimination CPS optimization.
 - * 2001-8-2
 - Took out -keep il.
 - * 2001-7-31
 - Performance improvements to TextIO.{input, output, output1}
 - * 2001-7-25
 - Added redundant-test elimination CPS optimization.
 - * 2001-7-21
 - Added common-subexpression elimination CPS optimization.
 - * 2001-7-20
 - Bug fix to x86 codegen. The commuteBinALMD peephole optimization would rewrite `mov 2,Y; add Y,Y` as `mov Y,Y; add 2,Y`. Now the appropriate interference checks are made.
 - Added intraprocedural unused argument removal.
 - Added intraprocedural flattener. This avoids some stupid tuple allocations in loops. Decent speedup on a few benchmarks (count-graphs, psdes-random, wc-scanStream) and no noticeable slowdowns.
 - Added -keep dot flag.

- * 2001-7-17
 - Modified grammar to properly handle `val rec`. There were several problems.
 - o MLton had accepted `"val rec 'a ..."` instead of `"val 'a rec ..."`
 - o MLton had not accepted `"val x = 13 and rec f = fn () => ()"`
 - o MLton had not accepted `"val rec rec f = fn () => ()"`
 - o MLton had not accepted `"val rec f = fn () => () and rec g = fn () => ()"`
- * 2001-7-16
 - Workaround for Linux kernel bug that can cause `getrusage` to return a wrong system time value (low by one second). See `fixedGetrusage` in `gc.c`.
 - Bug fix to x86 codegen. The register allocator could get confused when doing comparisons of floating point numbers and use the wrong operand. The bug seems to have never been detected because it only happens when both of the operands are already on the floating point stack, which is rare, since one is almost always in memory since we don't carry floating point values in the stack across basic blocks.
 - Added production to the grammar on page 58 of the Definition that had been missing from MLton since day one.


```
program ::= exp ; <program>
```

 Also updated docs to reflect change.
 - Modified grammar to accept the empty program.
 - Added `-type-check expert` flag to turn on type checking in ILs.
- * 2001-7-15
 - Bug fix to the algebraic simplifier. It had been rewriting


```
Word32.andb (w, 0xFF) to w
```

 instead of

```
Word32.andb (w, 0xFFFFFFFF) to w.
```
- * 2001-7-13
 - Improved CPS shrinker so that if-tests where the then and else branch jump to the same label is turned into a direct jump.
 - Improved CPS shrinker (`Prim.apply`) to handle constructors


```
A = A --> true
A = B --> false
A x = B y --> false
```
 - Rewrote a lot of loops in the basis library to use inequalities instead of equality for the loop termination test so that the (forthcoming) overflow detection elimination will work on the loop index variable.
- * 2001-7-11
 - Fixed minor bugs in `Array2.{array, tabulate}`, `Substring.{slice}` that caused the Overflow exception to be raised instead of Size or Subscript
 - Fixed bug in `Pack32Big.update` that caused the wrong location to be updated.
 - Fixed several bugs in `Pack32{Big, Little}.{subArr, subVec, update}` that caused Overflow to be raised instead of Subscript. Also, improved the implementation so that bounds checking only occurs once per call (instead of four times, which was sometimes happening).
 - Fixed bugs in `Time.{toMilliseconds, toMicroseconds}` that could cause a spurious Overflow exception.
 - Fixed bugs in `Time.{fromMilliseconds, fromMicroseconds}` that could cause a spurious Time exception.
 - Improved `Pack32.sub*` by reordering the orbs.
 - Improved `{Int, IntInf}.mod` to increase chances of constant folding.
 - Switched many uses of `+`, `-`, `*` in basis library to the non-overflow checked versions. Modules changed were: `Array`, `Array2`, `Byte`, `Char`, `Int`, `IntInf`, `List`, `Pack32{Big, Little}`, `Util`, `String`, `StringCvt`, `Substring`, `TextIO`, `Time`, `Vector`.
 - Added regression tests for `Array2`, `Int` (overflow checking), `Pack32`, `Substring`, `Time`.
 - Changed CPS output so that it includes a dot graph for each CPS function.

- * 2001-7-9
 - Change OS.Process.exit so that it raises an exception if the exit status is not in [0, 256).
 - Added MLton.Rlimit to provide access to getrlimit and setrlimit.

Here are the changes from the 20000906 version to the 20010706 version.

Summary:

- + Native X86 code generator (instead of using gcc)
 - + Significantly improved compile times
 - + Significantly improved run times for generated executables
 - + Many bug fixes
 - + Correct raising of the Overflow exception for integer arithmetic
 - + New modules in the MLton structure
- * 2001-7-6
 - GC mods from Henry. Mostly adding inline declarations.
 - * 2001-7-5
 - Fixed several runtime bugs involving threads, critical sections, and signals.
 - * 2001-6-29
 - Fixed performance bug in cps/two-point-lattice.fun that caused quadratic behavior. This affects the raise-to-jump and useless analyses. In particular, the useless analysis was blowing up when compiling fxp.
 - * 2001-6-27
 - Henry improved wordAlign -- this sped up GC by 27% (during a self compile).
 - * 2001-6-20
 - Moved MLton.random to MLton.Random.rand and added other stuff to MLton.Random
 - Added MLton.TextIO.mkstemp.
 - Made Int.{div,quot} respect the -detect-overflow switch.
 - * 2001-6-20
 - Added MLton.Syslog.
 - * 2001-6-7
 - Fixed bug in MLton.Socket.accept that was in the runtime implementation Socket_accept. It did a setsockopt SO_REUSEADDR after the accept. It should have been after the call to socket in Socket_listen. Thanks to Doug Bagley for the fix.
 - * 2001-5-30
 - Fixed bug in remove-unused that caused polymorphic equality to return true sometimes when constructors were never used in a pattern match. For example, the following (in which A and B are not used as patterns):


```
datatype t = A | B
datatype u = C of t
val _ = if C A = C B then raise Fail "bug" else ()
```
 - * 2001-3-27
 - Fixed bug that caused all of the following to fail


```
{LargeWord,Word,SysWord}.{toLargeInt,toLargeIntX,fromLargeInt}
```

 The problem was the basis library file integer/patch.sml which fixed Word32 but not the other structures that are the same.

- * 2001-2-12
 - Fixed bug in match compiler that caused it to spend a lot of extra time in deep patterns. It still could be exponential however. Hopefully this will get fixed in the release after next. This bug could cause very slow compile times in some cases. Anyways, this fix cut the "finish infer" time of a self compile down from 22 to under 4 seconds. I.E. most of the time used to be spent due to this bug.
- * 2001-2-6
 - Fixed bug in frontend that caused the wrong file and line number to be reported with errors in functor bodys.
- * 2001-1-3 - 2000-2-5
 - Changes to CoreML, XML, SXML, and CPS ILs to replace lists by vectors in order to decrease space usage.
- * 2001-1-16
 - Fixed a bug in constant propagation where the length of vectors was not propagated properly.
- * 2000-12-11 - 2001-1-3
 - Major rewrite of elaborator to use a single hash table for each namespace instead of a hash table for every environment.
- * 2000-12-20
 - Fixed some bugs in the SML/NJ compatibility library, src/lib/mlton-subst-in-smlnj.
- * 2000-12-8
 - More careful removal of tracing code when compiling MLton_debug=0. This cut down self compile data size by 100k and compile time by a few seconds.
 - Added built in character and word cases propagated throughout all ILs.
- * 2000-12-6
 - Added max stack size information to gc-summary.
- * 2000-12-5
 - Added src/benchmark, which contains an SML program that benchmarks all of the SML compilers I have my hands on. The script has lots of hardwired paths for now.
- * 2000-12-4
 - Fixed bug in Posix.ProcEnv.environ, which did not work correctly in a saved world (the original environ was saved). In fact, it did not work at all because the ML primitive expected a constant and the C was a nullary function. This caused a segfault with any program using Posix.ProcEnv.environ.
 - Added MLton.ProcEnv.setenv, since there doesn't seem to be any setenv in the basis library.
- * 2000-11-29
 - Changed backend so that it should no longer generate machine programs with void operands.
 - Added -detect-overflow and -safe flags.
- * 2000-11-27 - 2000-11-28
 - Changes in many places to use List.revMap instead of List.map to cut down on allocation.

- * 2000-11-21
 - Added MLton.Word.~ and MLton.Word8.~ to the MLton basis library structure.
- * 2000-11-20
 - Fixed a bug in the CPS shrinker that could cause a compile-time failure. It was maintaining occurrence counts incorrectly.
- * 2000-11-15
 - Fixed a (performance) bug in constant propagation that caused the hashing to be bad.
 - Improved translation to XML so that the match compiler isn't called on tuple or if expressions. This should speed up the translation and make the output smaller.
 - Fixed a bug in the match compiler that caused it to not generate integer case statements. This should speed up the mlyacc benchmark and the MLton front end.
- * 2000-11-9
 - Added IntInf_equal and IntInf_compare primitives.
 - Took out the automatic -keep c when compiling -g.
- * 2000-11-8
 - Added a whole bunch of algebraic laws to the CPS shrinker, including some specifically targeted to IntInf primitives.
- * 2000-11-3
 - Improved implementation of properties so that sets don't allocate.
 - Improved implementation of type homomorphism in type inference. What was there before appears to have been a bug -- it didn't use the property on types.
- * 2000-11-2
 - Fixed timers used with -v option to use user + sys time.
- * 2000-10-27
 - Split the runtime basis library C files into many separate files so that only the needed code would be included by the linker.
 - Fixed several bugs in the front end grammar and elaborator that caused type specifications to be handled incorrectly. The following three programs used to be handled incorrectly, but are now handled correctly.


```
signature S = sig type t and u = int end (* reject *)
signature S = sig type t = int and u = t end (* accept *)
signature S = sig eqtype t and u = int end (* reject *)
```
- * 2000-10-25
 - Changes to main.sml to run complete compiles with -native switch.
- * 2000-10-24
 - Removed defunctorizer.
- * 2000-10-20
 - Fixed bug in cps-tree.fun PrimExp.maySideEffect. This bug could cause no operand failures in the backend.
 - Fixed bug in the runtime implementation of MLton.size. The size for stack objects was using the used instead of reserved, and so was too low.
- * 2000-10-19
 - Replaced automatically generated dependencies in src/runtime/Makefile with hand generated ones. Took out make depend from src/Makefile. makedepend was behaving really badly on RHAT 7.0.
 - Tweaked compiler to shorten width of C output lines to work around

- bug in RHAT 7.0 cpp which silently truncates (very) long lines.
 - Fixed bug in grammar that didn't allow "op" to occur in datatype and exception bindings, causing the following to fail


```
datatype t = op T
exception op E = op Fail
```
 - Improved error messages in CM processor. Fixed bug in CM Alias handling.
- * 2000-10-18
 - Fixed two bugs in the gc that did comparisons with (s->limit - s->frontier), which of course doesn't work if frontier is beyond limit, since these are unsigned. This could have caused segfaults, except that the mutator checks the frontier upon return from the GC.
- * 2000-10-17
 - Fixed bug in backend in the calculation of maxFrameSize. It could be wrong (low) in some situations.
 - Improved CPS inliner's estimate of function sizes. The size of a function now takes into account other inlined functions that the function calls. This also changed the meaning of the size argument to the -inline switch. It now corresponds (roughly) to the product of the size of the function and the number of calls. In general, it should be larger than before.
- * 2000-10-13
 - Made some calls to Array.sub unsafe in the implementation of Array2.
 - Integrated Matthew's new x86 backend with floating point support.
- * 2000-10-9
 - Fixed CM file processor so that MLton works if it is run from a different directory than the main CM file.
- * 2000-10-4
 - Changed LimitCheck so it loops on the frontier > limit check. This fixed a potential bug in threads caused when there is enough space available for a thread, t, before switching to another thread but not enough space when it resumes. This could have caused a segfault.
- * 2000-10-3
 - More rewrites of TextIO.StreamIO to improve speed.
 - Changed TextIO so that only TextIO.stdErr is unbuffered.
 - Changed TextIO so that FIFOs and sockets are buffered.
- * 2000-10-2
 - Combined remove-unused-constructors, remove-unused-functions, and remove-unused-globals into a single pass that runs to fixed-point and produces results at least as good as running the previous three in (any) sequence.
- * 2000-9-29
 - Added GC_FIRST_CHECK, which does a gc at each limit check the first time it reached.
 - Reimplemented TextIO.StreamIO (from 2000-9-12) to use lists of strings instead of lists of characters so that the per char space overhead is small.
- * 2000-9-21
 - Fixed bug in profiling labels in C code. The label was always the basic block label instead of the cps function label.
 - Added -b switch to mlprof to gather data at the basic block level.
 - Improved performance of TextIO.input1 by about 3X.
- * 2000-9-15 - 2000-9-19
 - Added overflow exceptions to CPS and Machine ILs.

- * 2000-9-12
 - Fixed TextIO.scanStream. It was very broken.
 - Added TextIO.{getInstream,mkInstream,setInstream}
 - TextIO.StreamIO.{canInput,closeIn,endOfStream,input1,input,inputAll,inputLine,inputN}
- * 2000-9-11
 - Fixed Real_gequal in mlton-lib.h. It was missing a paren that caused code using it to not even compile. It was also semantically incorrect.
 - Noted that Real_{equal,lt,le,gt,ge} may not follow basis library spec, since ANSI does not require IEEE compliance, and hence these could return wrong results when nans are involved.

Here are the changes from the 20000712 version to the 20000906 version.

Version 20000906 is mostly a bugfix release over 20000712. The other major changes are that mllex and mlyacc are now included and that mlton can now process a limited subset of CM files as input.

- * 2000-9-6
 - Fixed Socket_listen in mlton-lib.c so that it closes the socket if the bind, listen, or getsockname fails. This could have caused a file descriptor leak.
- * 2000-9-5
 - Added -static commandline switch.
 - Changed default max heap size to .85 RAM from .95 RAM.
 - Added PackRealLittle structure to basis library.
- * 2000-8-25
 - Added cases on integers to ILs (instead of using sequences of tests) so that backend can emit more efficient test (jump table, binary tree, ...).
- * 2000-8-24
 - Fixed bug in gc.c. dfsInitializeStack would smummap a NULL pointer whenever toSpace was NULL. This could cause MLton.size to segfault.
 - Fixed bug in Popt that caused -k to fail with no keeps.
- * 2000-8-22 - 2000-8-23
 - Ported mllex and mlyacc from SML/NJ
- * 2000-8-20 - 2000-8-21
 - Added ability to use a .cm file as input to MLton.
- * 2000-8-16
 - Ported mlprof to SML.
 - Fixed bug in library/basic/assert.sml that caused asserts to be run even when MLton.debug = false.
- * 2000-8-15
 - Fixed bug in backend -- computation of maxFrameSize was wrong. It didn't count slots in frames that didn't make nontail calls. This could lead to the stack being overwritten because a stack limit check didn't guarantee enough space, and lead to a seg fault.
 - Fixed bug in gc.c newThreadOfSize. If the thread allocation caused a gc, then the stack wasn't forwarded, leading to a seg fault. The solution was to ensure enough memory all at once, and then fill in both objects.

- * 2000-8-14
 - Changed limit checks so that checks < 512 bytes are replaced by a check for 0. The runtime also moves the limit down by 512. This is done so that the common case, a small limit check, has less code and is faster.
 - Fixed bug in cps/cps-tree.fun Program.hasPrim returned true for any program that had **any** primapp, not just programs satisfying the predicate. This caused cps/once.fun to be overly conservative, since it thought that every program used continuations.
- * 2000-8-10
 - Fixed bug in CPS typechecker. It didn't enforce that handlers should be defined before any reference to them -- including implicit references in HandlerPops. This caused an evil bug in the liveness analysis where a variable that was only live in the handler was missed in a continuation because the liveness for the handler wasn't computed yet.
 - Limited the size for moving up limit checks for arrays whose size is known at compile time to avoid huge limit checks getting moved into loops.
 - added -indent, -kp, -show-types switches.
 - Put optimization in CPS IL suggested by Neal Glew. It determines for each toplevel function if it can raise an exception to its caller. Also, it removes HandlerPush and HandlerPop for handlers that are not on top of the stack for any nontail call.
- * 2000-8-8
 - Changed register allocator so that continuation formals can be allocated in pseudo registers -- they aren't necessarily forced to the stack.
- * 2000-8-3
 - Fixed bug in constant folding.
Word8.>> had been used to implement Word8.<~>>.
 - Fixed bug in allocate registers that was not forcing the size argument to Primitive.Array.array to be a stack slot. This could cause problems if there was a thread switch in the limit check, since upon return the size pseudo register would have a bogus value.
- * 2000-8-1
 - Turned back on Xml simplification after monomorphisation.
- * 2000-7-31
 - Fixed bug in MLton.Itimer.set that caused the time to be doubled.
 - Fixed bug in MLton.Thread that made it look like asynchronous exceptions were allowed by throw'ing an exception raising thunk to an interrupted thread obtained via a signal handler. Attempting asynchronous exceptions will now cause process death, with a helpful error message.
- * 2000-7-27
 - Updated docs to include structure World: MLTON_WORLD in MLton structure.
 - Added toplevel signatures MLTON_{CONT, ..., WORLD} to basis library.
 - Fixed broken link in docs to CM in cmcat section.
- * 2000-7-26
 - Eliminated GC_switchToThread and Thread_switchTo1, since the inlined version Thread_switchTo is all that's needed, and Matt's X86 backend now handles it.
 - Added MLton.Signal.vtalrm, needed for
Itimer.Set{which = Itimer.Virtual, ...}
- * 2000-7-25
 - Added MLton.Socket.shutdownWrite.
- * 2000-7-21

Updated mlton-lib.c MLton_bug with new email (MLton@sourcelight.com).

- * 2000-7-19
Fixed Posix.Process.kill to check for errors.
- * 2000-7-18
Fixed the following Posix.ProcEnv functions to check for errors:
 setgid, setpgid, setsid, setuid.
Fixed doc/examples/callcc.sml.

Here are the changes from the 1999-7-12 to the 20000712 version.

- * 2000-6-10 - 2000-7-12
Too many changes to count: bug fixes, new basis library modules,
 optimizer improvements.
- * 2000-6-30
Fixed bug in monomorphiser that caused programs with non-value
carrying exception declarations in polymorphic functions to have a
compile-time error because of a duplicate label. The problem was
that the exception constructor wasn't duplicated.
- * 2000-5-22 - 2000-6-10
Finished the changes for the new Cps IL.
- * 2000-1-1
Fixed some errors in the basis library.
 Real.copySign
 Posix.FileSys.fpathconf
 Posix.IO.{lseek, getlk, setlk, setlkw}
 Posix.ProcEnv.setpgid
 Posix.TTY.getattr
 System.FileSys.realPath
- * 1999-12-22
Fixed bug in src/closure-convert/abstract-value.fun that caused a
compiler failure whenever a program had a vector where the element
type contained an ->.
- * 1999-12-10
 - Changed dead code elimination in core-ml/dead-code.fun so that
wildcard declarations (val _ = ...) in the basis are kept.
Changed places in the basis library to take advantage of this
 - Added setTopLevelHandler primitive so that the basis library code
can define the toplevel handler.
 - Changed basis-library/misc/suffix.sml to call OS.Process.exit.
Took out Halt transfer from Cps, since the program never should
reach it.
 - Cleaned up basis-library/system/{process.sml, unix.sml} to use
the new signal handling stuff.
- * 1999-11-28 - 1999-12-20
Added support for threads and cleaned up signal handling.
This involved a number of changes.
 - The stack is now allocated as just another kind of heap object.
 - Limit checks are inserted at all loop headers, whether or not there
is any allocation. This is to ensure that the signal handler
always has a chance to get called.
 - The register allocator puts more variables in stack slots. The new
rule is that a variable goes in a stack slot if it is ever live
across a nontail call, in a handler, or (this is the new part)
across a limit check.
 - Arguments are passed on the stack, with the convention determined by
argument types.
 - The "locals" array of pointers that was copied to/from for GC is now

- gone, because no registers (in particular no pointer valued registers) can be live at a limit check point.
- * 1999-11-21
 - Runtime system
 - o Fixed a bug introduced by the signal code (presumably on 1999-8-9) that caused a gc to **not** be performed when doing a save world. This caused the heaps created by save world to be the same size as the heap -- not the live data. This was quite bad.
 - o Cleaned up the Makefile. Add make depend.
 - o Added max gc pause to gc-summary info.
 - o Move heap translation variables that had been file statics into the GC_state.
 - Made structure Position available at toplevel.
 - Basis Library
 - o Added MLton.loadWorld
 - Added Primitive.usesCallcc
 - Added Primitive.safe
 - Removed special size functions from cps/save-world -- they are no longer necessary since size doesn't do a gc.
 - Fixed another (sigh) bug in cps/simplify-types.fun that could cause it to not terminate.
- * 1999-11-16
 - Cleaned up backend/machine.fun a bit so that it spits out macros for allocation of objects and bumping of frontier. Added macros MLTON_object and MLTON_incFrontier to include/mlton-lib.h.
 - Fixed a bug in backend/limit-check.fun that caused loops to not be detected if they were only reached by a case branch. This could cause there to be loop that allocates with no limit check. Needless to say, this could cause a segfault if the loop ran for long enough.
- * 1999-10-18
 - Added basis library function Array2.copy.
- * 1999-8-15
 - Turned off globalization of ref cells (closure-convert/globalize.fun) because it interacts badly with serialization.
- * 1999-8-13
 - Fixed bug in mlton-lib.h in MLTON_allocArrayNoPointers that was triggered when bytesPerElt == 0. The problem was that it wasn't reserving space for the forwarding pointer. This could cause a seg fault.
- * 1999-8-8 and 1999-8-9
 - Added support for signal handling.
- * 1999-8-7
 - Fixed bugs in Array.tabulate (and other tabulate variants) caused if the function argument used callcc.
- * 1999-8-1
 - Added serialization, which was mostly code in src/runtime/gc.c. GC_serialize converts an object to a Word8Vector.vector. GC_deserialize undoes the conversion. (de)Serialization should work for all objects except for functions, because I haven't yet added the support in the flow analysis.
- * 1999-7-31
 - Cleaned up the GC. Changed headers, by stealing a bit from the number of non pointers and making it a mark bit (used in GC_size).
 - Rewrote GC_size so that it runs in time proportional to the number of pointers in the object. It does a depth-first-search now, using toSpace to hold the stack.
- * 1999-7-30
 - Fixed bug in SUBSTRING. getc had the wrong type. This bug wasn't

- noticed because MLton doesn't do enough type checking.
- Fixed bug (seg fault) caused when a GC immediately followed a throw.
- * 1999-7-29
 - Fixed bug in Date.fmt (basis-library/system/date.sml). It was not setting Tm.buf, and hence the time was always 0 unless there had been a previous call to setTmBuf.
- * 1999-7-28
 - Fixed bugs in Posix.IO.FLock.{getlk,setlk,setlkw}, which would cause compilation to fail because FLock.toInt was defined as the C castInt, which no longer exists. Instead, expand FLock.toInt to MLTON_pointerToInt, which was added to include/mlton-lib.h.
 - Changed Posix.Primitive.Flock to Posix.Primitive.FLock.
 - Added MLTON_chown, MLTON_ftruncate to include/mlton-posix.h. They were missing. This would cause compilation of any program using Posix.FileSys.{chown,ftruncate} to fail. Also made it so all of the primitives in basis-library/posix/primitive.sml use MLTON_ versions of functions, even if a wrapper is unnecessary.
- * 1999-7-25
 - Added some other missing signature definitions to toplevel.
- * 1999-7-24
 - Added missing OS_* signature definitions to basis-library/top-level/top-level.sml.
- * 1999-7-19
 - Fixed bug in basis-library/arrays-and-vectors/mono-array.sml. Used :> instead of : so that the monomorphic array types are abstract.

Here are the changes from the 1999-3-19 version to the 1999-7-12 version.

- * 1999-7-12
 - Changed src/backend/machine.fun so that the 'pointer locals' array is only as large as necessary in order to copy all pointer-valued locals, not as large as the number of pointer-valued locals.
- * 1999-7-11
 - Rewrote src/backend/allocate-registers.fun so that it does a better job of sharing "registers" (i.e. C local variables) and stack slots. This should cut down on the amount of copying that has to happen before and after a gc. It should also cut down on the size of stack slots.
- * 1999-7-10
 - Fixed a bug in src/backend/parallel-move.fun that should have been triggered on most any parallel move. I guess parallel moves almost never happened due to the old register allocation strategy -- but, with the new one (see note for 1999-7-12) parallel moves will be frequent.
- * 1999-6-27
 - Fixed src/main.sml so that when compiling -p, the .c file is compiled -g and the .o is linked -p.
 - In bakend/machine.fun, added profiling comments before chunkswitches and put in an optimization to avoid printing repeated profiling comments. Also, profiling comments are only output when compiling -p.
- * 1999-6-17
 - Changed -i to -inline, -f to -flatten, -np to -no-polyvariance, -u to -unsafe.
 - Added -i, -I, -l, -L flags for includes and libraries.
 - Updated documentation for these options and for ffi.
- * 1999-6-16
 - Hardwired version number in src/control/control.sml. As it stood, the version number was computed when MLton was built after someone

- downloaded it, which was clearly wrong.
- * 1999-6-16
Fixed undefined variable time in GC_done in src/runtime/gc.c.
 - * 1999-6-8
in include/mlton-lib.h,
removed #include <huge_val.h>
added #include <math.h>
and deleted all of the function signatures I had copied from math.h
Changed Real.{minNormalPos, minPos, maxFinite} so that they are
computed in real.sml instead of appearing as constants in the C.
 - * 1999-6-7
IntInf.pow added to basis library.
 - * 1999-6-4
bin/mlton changed to use .arch-n-opsys if it exists.
 - * 1999-6-3
src/Makefile changed to use sml-cm instead of sml
 - * 1999-5-10
Patch to src/atoms/small-int-inf.fun to work around a bug in the SML/NJ
implementation of bignums. This bug was causing some hex bignum
constants to be lexed incorrectly.
 - * 1999-4-15
Comments emitted in C code for profiling. The comments identify the
Cps function responsible for each C statement.
 - * 1999-4-15
callcc and throw added.
 - * 1999-4-15
Bug in src/cps/simplify-types fixed. The bug caused nontermination
whenever there was a circular datatype with a vector on the rhs.
E.g. datatype t = T of t vector

Here are the changes from the 1998-8-26 version to the 1999-3-19 version.

- * Compile time and code size have decreased.
- * Runtime performance of executables has improved.
- * Large programs can now be compiled.
- * MLton is self hosting.
- * The basis library is mostly complete and many bugs have been fixed.
- * The monomorphiser (-m) is no longer available.
- * The heap and stack are automatically resized.
- * There are now facilities for heap checkpointing (MLton.saveWorld)
and object size computation (MLton.size).
- * MLton uses the GNU multiprecision library to provide a fast
implemenation of IntInf.

Last edited on 2007-08-21 04:50:41 by [MatthewFluet](#).

ChrisClearwater

Last edited on 2005-11-30 23:18:55 by StephenWeeks.

Chunkify

Chunkify is an analysis pass for the RSSA IntermediateLanguage, invoked from ToMachine.

Description

It partitions all the labels (function and block) in an RSSA program into disjoint sets, referred to as chunks.

Implementation

 [chunkify.sig](#)  [chunkify.fun](#)

Details and Notes

Breaking large RSSA functions into chunks is necessary for reasonable `gcc` compile times with the CCodegen.

Last edited on 2006-11-02 17:32:41 by MatthewFluet.

Closure

A closure is a data structure that is the run-time representation of a function.

Typical Implementation

In a typical implementation, a closure consists of a *code pointer* (indicating what the function does) and an *environment* containing the values of the free variables of the function. For example, in the expression

```
let
  val x = 5
in
  fn y => x + y
end
```

the closure for `fn y => x + y` contains a pointer to a piece of code that knows to take its argument and add the value of `x` to it, plus the environment recording the value of `x` as 5.

To call a function, the code pointer is extracted and jumped to, passing in some agreed upon location the environment and the argument.

MLton's Implementation

MLton does not implement closures traditionally. Instead, based on whole-program higher-order control-flow analysis, MLton represents a function as an element of a sum type, where the variant indicates which function it is and carries the free variables as arguments. See [ClosureConvert](#) and [CejtinEtAl00](#) for details.

Last edited on 2005-11-30 23:25:36 by [StephenWeeks](#).

ClosureConvert

ClosureConvert is a translation pass from the SXML IntermediateLanguage to the SSA IntermediateLanguage.

Description

It converts an SXML program into an SSA program.

Defunctionalization is the technique used to eliminate Closures (see CejtinEtAl00).

Uses Globalize and LambdaFree analyses.

Implementation

 [closure-convert.sig](#)  [closure-convert.fun](#)

Details and Notes

Last edited on 2006-11-02 17:57:14 by MatthewFluet.

CommonArg

CommonArg is an optimization pass for the SSA IntermediateLanguage, invoked from SSASimplify.

Description

It optimizes instances of `Got o` transfers that pass the same arguments to the same label; e.g.

```
L_1 ()
  ...
  z1 = ?
  ...
  L_3 (x, y, z1)
L_2 ()
  ...
  z2 = ?
  ...
  L_3 (x, y, z2)
L_3 (a, b, c)
  ...
```

This code can be simplified to:

```
L_1 ()
  ...
  z1 = ?
  ...
  L_3 (z1)
L_2 ()
  ...
  z2 = ?
  ...
  L_3 (z2)
L_3 (c)
  a = x
  b = y
```

which saves a number of resources: time of setting up the arguments for the jump to `L_3`, space (either stack or pseudo-registers) for the arguments of `L_3`, etc. It may also expose some other optimizations, if more information is known about `x` or `y`.

Implementation

 [common-arg.sig](#)  [common-arg.fun](#)

Details and Notes

Three analyses were originally proposed to drive the optimization transformation. Only the *Dominator Analysis* is currently implemented. (Implementations of the other analyses are available in the Subversion repository.)

Syntactic Analysis

The simplest analysis I could think of maintains

```
varInfo: Var.t -> Var.t option list ref
```

initialized to `[]`.

For each variable `v` bound in a `Statement.t` or in the `Function.t` args, then `List.push(varInfo v, NONE)`. For each `L (x1, ..., xn)` transfer where `(a1, ..., an)` are the formals of `L`, then `List.push(varInfo ai, SOME xi)`. For each block argument `a` used in an unknown context (e.g., arguments of blocks used as continuations, handlers, arith success, runtime return, or case switch labels), then `List.push(varInfo a, NONE)`.

Now, any block argument `a` such that `varInfo a = xs`, where all of the elements of `xs` are equal to `SOME x`, can be optimized by setting `a = x` at the beginning of the block and dropping the argument from `Goto` transfers.

That takes care of the example above. We can clearly do slightly better, by changing the transformation criteria to the following: any block argument `a` such that `varInfo a = xs`, where all of the elements of `xs` are equal to `SOME x` *or* are equal to `SOME a`, can be optimized by setting `a = x` at the beginning of the block and dropping the argument from `Goto` transfers. This optimizes a case like:

```
L_1 ()
  ... z1 = ? ...
  L_3 (x, y, z1)
L_2 ()
  ... z2 = ? ...
  L_3 (x, y, z2)
L_3 (a, b, c)
  ... w = ? ...
  case w of
    true => L_4 | false => L_5
L_4 ()
  ...
  L_3 (a, b, w)
L_5 ()
  ...
```

where a common argument is passed to a loop (and is invariant through the loop). Of course, the LoopInvariant optimization pass would normally introduce a local loop and essentially reduce this to the first example, but I have seen this in practice, which suggests that some optimizations after LoopInvariant do enough simplifications to introduce (new) loop invariant arguments.

Fixpoint Analysis

However, the above analysis and transformation doesn't cover the cases where eliminating one common argument exposes the opportunity to eliminate other common arguments. For example:

```
L_1 ()
  ...
  L_3 (x)
L_2 ()
  ...
  L_3 (x)
```

```

L_3 (a)
...
L_5 (a)
L_4 ()
...
L_5 (x)
L_5 (b)
...

```

One pass of analysis and transformation would eliminate the argument to `L_3` and rewrite the `L_5 (a)` transfer to `L_5 (x)`, thereby exposing the opportunity to eliminate the common argument to `L_5`.

The interdependency the arguments to `L_3` and `L_5` suggest performing some sort of fixed-point analysis. This analysis is relatively simple; maintain

```
varInfo: Var.t -> VarLattice.t
```

where

```
VarLattice.t ~== Bot | Point of Var.t | Top
```

(but is implemented by the FlatLattice functor with a `lessThan` list and `value ref` under the hood), initialized to `Bot`.

For each variable `v` bound in a `Statement.t` or in the `Function.t` args, then `VarLattice.<= (Point v, varInfo v)` For each `L (x1, ..., xn)` transfer where `(a1, ..., an)` are the formals of `L`, then `VarLattice.<= (varInfo xi, varInfo ai)`. For each block argument `a` used in an unknown context, then `VarLattice.<= (Point a, varInfo a)`.

Now, any block argument `a` such that `varInfo a = Point x` can be optimized by setting `a = x` at the beginning of the block and dropping the argument from `Goto` transfers.

Now, with the last example, we introduce the ordering constraints:

```

varInfo x <= varInfo a
varInfo a <= varInfo b
varInfo x <= varInfo b

```

Assuming that `varInfo x = Point x`, then we get `varInfo a = Point x` and `varInfo b = Point x`, and we optimize the example as desired.

But, that is a rather weak assumption. It's quite possible for `varInfo x = Top`. For example, consider:

```

G_1 ()
... n = 1 ...
L_0 (n)
G_2 ()
... m = 2 ...
L_0 (m)
L_0 (x)
...
L_1 ()
...
L_3 (x)
L_2 ()

```

```

...
L_3 (x)
L_3 (a)
...
L_5 (a)
L_4 ()
...
L_5 (x)
L_5 (b)
...

```

Now `varInfo x = varInfo a = varInfo b = Top`. What went wrong here? When `varInfo x` went to `Top`, it got propagated all the way through to `a` and `b`, and prevented the elimination of any common arguments. What we'd like to do instead is when `varInfo x` goes to `Top`, propagate on `Point x` -- we have no hope of eliminating `x`, but if we hold `x` constant, then we have a chance of eliminating arguments for which `x` is passed as an actual.

Dominator Analysis

Does anyone see where this is going yet? Pausing for a little thought, [MatthewFluet](#) realized that he had once before tried proposing this kind of "fix" to a fixed-point analysis -- when we were first investigating the [Contify](#) optimization in light of John Reppy's CWS paper. Of course, that "fix" failed because it defined a non-monotonic function and one couldn't take the fixed point. But, [StephenWeeks](#) suggested a dominator based approach, and we were able to show that, indeed, the dominator analysis subsumed both the previous call based analysis and the cont based analysis. And, a moment's reflection reveals further parallels: when `varInfo: Var.t -> Var.t option list ref`, we have something analogous to the call analysis, and when `varInfo: Var.t -> VarLattice.t`, we have something analogous to the cont analysis. Maybe there is something analogous to the dominator approach (and therefore superior to the previous analyses).

And this turns out to be the case. Construct the graph `G` as follows:

```

nodes(G) = {Root} U Var.t
edges(G) = {Root -> v | v bound in a Statement.t or
              in the Function.t args} U
              {xi -> ai | L(x1, ..., xn) transfer where (a1, ..., an)
                  are the formals of L} U
              {Root -> a | a is a block argument used in an unknown context}

```

Let `idom(x)` be the immediate dominator of `x` in `G` with root `Root`. Now, any block argument `a` such that `idom(a) = x <> Root` can be optimized by setting `a = x` at the beginning of the block and dropping the argument from `Goto` transfers.

Furthermore, experimental evidence suggests (and we are confident that a formal presentation could prove) that the dominator analysis subsumes the "syntactic" and "fixpoint" based analyses in this context as well and that the dominator analysis gets "everything" in one go.

Final Thoughts

I must admit, I was rather surprised at this progression and final result. At the outset, I never would have thought of a connection between [Contify](#) and [CommonArg](#) optimizations. They would seem to be two completely different optimizations. Although, this may not really be the case. As one of the reviewers of the ICFP paper said:

I understand that such a form of CPS might be convenient in some cases, but when we're talking about analyzing code to detect that some continuation is constant, I think it makes a lot more sense to make all the continuation arguments completely explicit.

I believe that making all the continuation arguments explicit will show that the optimization can be generalized to eliminating constant arguments, whether continuations or not.

What I think the common argument optimization shows is that the dominator analysis does slightly better than the reviewer puts it: we find more than just constant continuations, we find common continuations. And I think this is further justified by the fact that I have observed common argument eliminate some `env_X` arguments which would appear to correspond to determining that while the closure being executed isn't constant it is at least the same as the closure being passed elsewhere.

At first, I was curious whether or not we had missed a bigger picture with the dominator analysis. When we wrote the confication paper, I assumed that the dominator analysis was a specialized solution to a specialized problem; we never suggested that it was a technique suited to a larger class of analyses. After initially finding a connection between Contify and CommonArg (and thinking that the only connection was the technique), I wondered if the dominator technique really was applicable to a larger class of analyses. That is still a question, but after writing up the above, I'm suspecting that the "real story" is that the dominator analysis is a solution to the common argument optimization, and that the Contify optimization is specializing CommonArg to the case of continuation arguments (with a different transformation at the end). (Note, a whole-program, inter-procedural common argument analysis doesn't really make sense (in our SSA IntermediateLanguage), because the only way of passing values between functions is as arguments. (Unless of course in the case that the common argument is also a constant argument, in which case ConstantPropagation could lift it to a global.) The inter-procedural Contify optimization works out because there we move the function to the argument.)

Anyways, it's still unclear to me whether or not the dominator based approach solves other kinds of problems.

Phase Ordering

On the downside, the optimization doesn't have a huge impact on runtime, although it does predictably saved some code size. I stuck it in the optimization sequence after Flatten and (the third round of) LocalFlatten, since it seems to me that we could have cases where some components of a tuple used as an argument are common, but the whole tuple isn't. I think it makes sense to add it after IntroduceLoops and LoopInvariant (even though CommonArg get some things that LoopInvariant gets, it doesn't get all of them). I also think that it makes sense to add it before CommonSubexp, since identifying variables could expose more common subexpressions. I would think a similar thought applies to RedundantTests.

Last edited on 2007-08-15 22:05:26 by MatthewFluet.

CommonBlock

CommonBlock is an optimization pass for the SSA IntermediateLanguage, invoked from SSASimplify.

Description

It eliminates equivalent blocks in a SSA function. The equivalence criteria requires blocks to have no arguments or statements and transfer via `Raise`, `Return`, or `Goto` of a single global variable.

Implementation

 [common-block.sig](#)  [common-block.fun](#)

Details and Notes

- Rewrites

```
L_X ()
  raise (global_Y)
```

to

```
L_X ()
  L_Y' ()
```

and adds

```
L_Y' ()
  raise (global_Y)
```

to the SSA function.

- Rewrites

```
L_X ()
  return (global_Y)
```

to

```
L_X ()
  L_Y' ()
```

and adds

```
L_Y' ()
  return (global_Y)
```

to the SSA function.

- Rewrites

```
L_X ()
  L_Z (global_Y)
```

to

```
L_X  ()  
  L_Y'  ()
```

and adds

```
L_Y'  ()  
  L_Z  (global_Y)
```

to the SSA function.

The Shrink pass rewrites all uses of `L_X` to `L_Y'` and drops `L_X`.

For example, all uncaught `Overflow` exceptions in a SSA function share the same raising block.

Last edited on 2006-11-02 17:56:13 by MatthewFluet.

CommonSubexp

CommonSubexp is an optimization pass for the SSA IntermediateLanguage, invoked from SSASimplify.

Description

It eliminates instances of common subexpressions.

Implementation

 [common-subexp.sig](#)  [common-subexp.fun](#)

Details and Notes

In addition to getting the usual sorts of things like

- ```
(w + 0wx1) + (w + 0wx1)
```

rewritten to

```
let val w' = w + 0wx1 in w' + w' end
```

it also gets things like

- ```
val a = Array_array n
val b = Array_length a
```

rewritten to

```
val a = Array_array n
val b = n
```

Arith transfers are handled specially. The *result* of an Arith transfer can be used in *common* Arith transfers that it dominates:

- ```
val l = (n + m) + (n + m)
```

```
val k = (l + n) + ((l + m) handle Overflow => ((l + m)
 handle Overflow => l + n))
```

is rewritten so that  $(n + m)$  is computed exactly once, as are  $(l + n)$  and  $(l + m)$ .

---

Last edited on 2007-08-23 03:59:21 by [MatthewFluet](#).

# CompilationManager

The  Compilation Manager (CM) is SML/NJ's mechanism for supporting programming-in-the-very-large. To aid in porting code from SML/NJ and in developing code simultaneously with MLton and SML/NJ, MLton supports a very limited subset of CM files. From MLton's point of view, a CM file `foo.cm` defines a list of SML source files. The call

```
mlton foo.cm
```

is equivalent to compiling an SML program consisting of the concatenation of these files. As always with MLton, the concatenation must be the whole program you wish to compile.

In its simplest form, a CM file contains the keywords `Group is` followed by an explicit list of sml files. For example, if `foo.cm` contains

```
Group is
bar.sig
bar.fun
main.sml
```

then a call `mlton foo.cm` is equivalent to concatenating the three files together and calling MLton on that SML file. The list of files defined by a CM file is the same as the order in which the filenames appear in the CM file. Thus, to MLton, order in a CM file matters. In the above example, if `main.sml` refers to a structure defined in `bar.fun`, then `main.sml` must appear after `bar.fun` in the file list.

CM files can also refer to other CM files. A reference to `bar.cm` from within `foo.cm` means to include all of the SML files defined by `bar.cm` before any of the subsequent files in `foo.cm`. For example if `foo.cm` contains

```
Group is
bar.cm
main.sml
```

and `bar.cm` contains

```
Group is
bar.sig
bar.fun
```

then a call to `mlton foo.cm` is equivalent to compiling the concatenation of `bar.sig`, `bar.fun`, and `main.sml`.

CM also has a preprocessor mechanism that allows files to be conditionally included. This can be useful when developing code with SML/NJ and MLton. In SML/NJ, the preprocessor defines the symbol `SMLNJ_VERSION`. In MLton, no symbols are defined. So, to conditionally include `foo.sml` when compiling under SML/NJ, one can use the following pattern.

```
if (defined(SMLNJ_VERSION))
foo.sml
endif
```

To conditionally include `foo.sml` when compiling under MLton, one can negate the test.

```
if (! defined(SMLNJ_VERSION))
foo.sml
endif
```

The filenames listed in a CM file can be either absolute paths or relative paths, in which case they are interpreted relative to the directory containing the CM file. If a CM file refers either directly or indirectly to an SML source file in more than one way, only the first occurrence of the file is included. Finally, the only valid file suffixes in a CM file are `.cm`, `.fun`, `.sig`, and `.sml`.

## Comparison with CM

If you are unfamiliar with CM under SML/NJ, then you can skip this section.

MLton supports the full syntax of CM as of SML/NJ version 110.9.1. Extensions since then are unsupported. Also, many of the syntactic constructs are ignored. The most important difference between the two is that order in CM files matters to MLton but not to SML/NJ, which performs automatic dependency analysis. Also, CM supports export filters, which restricts the visibility of modules. MLton ignores export filters. As a consequence, it is possible that a program that is accepted by SML/NJ's CM might not be accepted by MLton's CM. In this case, you will have to manually reorder the files and possibly rename modules so that the concatenation of the files is the program you intend.

CM performs cutoff recompilation to avoid recompiling the entire program, while MLton always compiles the entire program. CM makes a distinction between groups and libraries, which MLton does not. CM supports other tools like `lex` and `yacc`, while MLton does not. MLton relies on traditional makefiles to use other tools.

## Porting SML/NJ CM files to MLton

If you have already created large projects using SML/NJ and CM, there may be a large number of file dependencies implicit in your sources that are not reflected in your CM files. Because MLton relies on ordering in CM files, your CM files probably will not work with MLton. To help in porting CM files to MLton, the MLton distribution includes the sources for a utility, `cmcat`, that will print an ordered list of files corresponding to a CM file. See `util/cmcat/cmcat.sml` for details. Building `cmcat` requires that you have already installed a recent version of SML/NJ.

Alternatively, you can convert your CM files to `.mlb` files. The MLton distribution includes the sources for a utility, `cm2mlb`, that will print an ML Basis file with essentially the same semantics as the CM file -- handling the full syntax of CM supported by your installed SML/NJ version and correctly handling export filters. When `cm2mlb` encounters a `.cm` import, it attempts to convert it to a corresponding `.mlb` import. CM anchored paths are translated to paths according to a default configuration file (`cm2mlb-map`). For example, the default configuration includes

```
$basis.cm/basis.cm $(SML_LIB)/basis/basis.mlb
```

to ensure that a `$/basis.cm` import is translated to a `$(SML_LIB)/basis/basis.mlb` import. See `util/cm2mlb` for details. Building `cm2mlb` requires that you have already installed a recent version of SML/NJ.

---

Last edited on 2005-11-30 23:40:40 by [StephenWeeks](#).

# CompileTimeOptions

MLton's compile-time options control the name of the output file, the verbosity of compile-time messages, and whether or not certain optimizations are performed. They also can specify which intermediate files are saved and can stop the compilation process early, at some intermediate pass, in which case compilation can be resumed by passing the generated files to MLton. MLton uses the input file suffix to determine the type of input program. The possibilities are `.c`, `.cm`, `.mlb`, `.o`, `.S`, and `.sml`.

With no arguments, MLton prints the version number and exits. For a usage message, run MLton with an invalid switch, e.g. `mlton -z`. In the explanation below and in the usage message, for flags that take a number of choices (e.g. `{true|false}`), the first value listed is the default.

## Options

- `-align {4|8}`  
Aligns object sizes and doubles in memory by the specified alignment. The default varies depending on architecture.
- `-as-opt option`  
Pass *option* to `gcc` when assembling.
- `-cc-opt option`  
Pass *option* to `gcc` when compiling C code.
- `-codegen {native|x86|amd64|c|bytecode}`  
Generate native code, byte code, or C code. With `-codegen native` (`-codegen x86` or `-codegen amd64`), MLton typically compiles more quickly and generates better code.
- `-const 'name value'`  
Set the value of a compile-time constant. Here is a list of available constants, their default values, and what they control.
  - ◆ `Exn.keepHistory {false|true}`  
Enable `MLton.Exn.history`. See [MLtonExn](#) for details. There is a performance cost to setting this to `true`, both in memory usage of exceptions and in run time, because of additional work that must be performed at each exception construction, raise, and handle.
- `-default-ann ann`  
Specify default [ML Basis annotations](#). For example, `-default-ann 'warnUnused true'` causes unused variable warnings to be enabled by default. A default is overridden by the corresponding annotation in an ML Basis file.
- `-default-type type`  
Specify the default binding for a primitive type. For example, `-default-type word64` causes the top-level type `word` and the top-level structure `Word` in the [Basis Library](#) to be equal to `Word64.word` and `Word64:WORD`, respectively. Similarly, `-default-type intinf` causes the top-level type `int` and the top-level structure `Int` in the [Basis Library](#) to be equal to `IntInf.int` and `IntInf:INTEGER`, respectively.
- `-disable-ann ann`  
Ignore the specified [ML Basis annotation](#) in every ML Basis file. For example, to see *all* match and unused warnings, compile with
 

```
-default-ann 'warnUnused true'
-disable-ann forceUsed
-disable-ann nonexhaustiveMatch
-disable-ann redundantMatch
-disable-ann warnUnused
```

- `-export-header file`  
Write C prototypes to *file* for all of the functions in the program exported from SML to C.
- `-ieee-fp {false|true}`  
Cause the native code generator to be pedantic about following the IEEE floating point standard. By default, it is not, because of the performance cost. This only has an effect with `-codegen x86`.
- `-inline n`  
Set the inlining threshold used in the optimizer. The threshold is an approximate measure of code size of a procedure. The default is 320.
- `-keep {g|o|sml}`  
Save intermediate files. If no `-keep` argument is given, then only the output file is saved.  
  - g     generated .S and .c files passed to gcc and the assembler
  - o     object (.o) files
  - sml   SML file
- `-link-opt option`  
Pass *option* to gcc when linking. You can use this to specify library search paths, e.g. `-link-opt -Lpath`, and libraries to link with, e.g. `-link-opt -lfoo`, or even both at the same time, e.g. `-link-opt '-Lpath -lfoo'`. If you wish to pass an option to the linker, you must use gcc's `-Wl`, syntax, e.g., `-link-opt '-Wl,--export-dynamic'`.
- `-mlb-path-map file`  
Use *file* as an ML Basis path map to define additional MLB path variables. Multiple uses of `-mlb-path-map` are allowed, with variable definitions in later path maps taking precedence over earlier ones.
- `-output file`  
Specify the name of the final output file. The default name is the input file name with its suffix removed and an appropriate, possibly empty, suffix added.
- `-profile {no|alloc|count|time}`  
Produce an executable that gathers Profiling data. When such an executable is run, it produces an `mlmon.out` file.
- `-profile-branch {false|true}`  
If true, the profiler will separately gather profiling data for each branch of a function definition, case expression, and if expression.
- `-profile-stack {false|true}`  
If true, the executable will gather profiling data for all functions on the stack, not just the currently executing function. See ProfilingTheStack.
- `-profile-val {false|true}`  
If true, the profiler will separately gather profiling data for each (expansive) `val` declaration.
- `-runtime arg`  
Pass argument to the runtime system via `@MLton`. See RunTimeOptions. The argument will be processed before other `@MLton` command line switches. Multiple uses of `-runtime` are allowed, and will pass all the arguments in order. If the same runtime switch occurs more than once, then the last setting will take effect. There is no need to supply the leading `@MLton` or the trailing `--`; these will be supplied automatically.

An argument to `-runtime` may contain spaces, which will cause the argument to be treated as a sequence of words by the runtime. For example the command line:

```
mlton -runtime 'ram-slop 0.4' foo.sml
```

will cause `foo` to run as if it had been called like:

```
foo @MLton ram-slop 0.4 --
```

An executable created with `-runtime stop` doesn't process any @MLton arguments. This is useful to create an executable, e.g. `echo`, that must treat @MLton like any other command-line argument.

```
% mlton -runtime stop echo.sml
% echo @MLton --
@MLton --
```

- `-show-basis file`  
Pretty print to *file* the basis defined by the input program. See [ShowBasis](#).
- `-show-def-use file`  
Output def-use information to *file*. Each identifier that is defined appears on a line, followed on subsequent lines by the position of each use.
- `-stop {f|g|o|sml|tc}`  
Specify when to stop.
  - f list of files on stdout (only makes sense when input is `foo.cm` or `foo.mlb`)
  - g generated `.S` and `.c` files
  - o object (`.o`) files
  - sml SML file (only makes sense when input is `foo.cm` or `foo.mlb`)
  - tc after type checking

If you compile with `-stop g` or `-stop o`, you can resume compilation by running MLton on the generated `.c` and `.S` or `.o` files.

- `-target {self|...}`  
Generate an executable that runs on the specified platform. The default is `self`, which means to compile for the machine that MLton is running on. To use any other target, you must first install a [cross compiler](#).
- `-target-as-opt target option`  
Like `-as-opt`, this passes *option* to `gcc` when assembling, except it only passes *option* when the target architecture or operating system is *target*. Valid values for *target* are: `amd64`, `hppa`, `powerpc`, `sparc`, `x86`, `cygwin`, `darwin`, `freebsd`, `hpux`, `linux`, `mingw`, `netbsd`, `openbsd`, `solaris`.
- `-target-cc-opt target option`  
Like `-cc-opt`, this passes *option* to `gcc` when compiling C code, except it only passes *option* when the target architecture or operating system is *target*. Valid values for *target* are as for `-target-as-opt`.
- `-target-link-opt target option`  
Like `-link-opt`, this passes *option* to `gcc` when linking, except it only passes *option* when the target architecture or operating system is *target*. Valid values for *target* are as for `-target-as-opt`.
- `-verbose {0|1|2|3}`  
How verbose to be about what passes are running. The default is 0.
  - 0 silent
  - 1 calls to compiler, assembler, and linker
  - 2 1, plus intermediate compiler passes
  - 3 2, plus some data structure sizes

---

Last edited on 2007-08-23 04:01:06 by [MatthewFluet](#).

# CompilerOverview

The following table shows the overall structure of the compiler. IntermediateLanguages are shown in the center column. The names of compiler passes are listed in the left and right columns.

| Compiler Overview         |                             |                            |
|---------------------------|-----------------------------|----------------------------|
| <i>Translation Passes</i> | <u>IntermediateLanguage</u> | <i>Optimization Passes</i> |
|                           | Source                      |                            |
| <u>FrontEnd</u>           |                             |                            |
|                           | <u>AST</u>                  |                            |
| <u>Elaborate</u>          |                             |                            |
|                           | <u>CoreML</u>               | <u>CoreMLSimplify</u>      |
| <u>Defunctorize</u>       |                             |                            |
|                           | <u>XML</u>                  | <u>XMLSimplify</u>         |
| <u>Monomorphise</u>       |                             |                            |
|                           | <u>SXML</u>                 | <u>SXMLSimplify</u>        |
| <u>ClosureConvert</u>     |                             |                            |
|                           | <u>SSA</u>                  | <u>SSASimplify</u>         |
| <u>ToSSA2</u>             |                             |                            |
|                           | <u>SSA2</u>                 | <u>SSA2Simplify</u>        |
| <u>ToRSSA</u>             |                             |                            |
|                           | <u>RSSA</u>                 | <u>RSSASimplify</u>        |
| <u>ToMachine</u>          |                             |                            |
|                           | <u>Machine</u>              |                            |

The `Compile` functor ([compile.sig](#), [compile.fun](#)), controls the high-level view of the compiler passes, from FrontEnd to code generation.

---

Last edited on 2006-11-02 17:44:37 by [MatthewFluet](#).

# CompilerPassTemplate

An analysis pass for the ZZZ IntermediateLanguage, invoked from ZZZOtherPass. An implementation pass for the ZZZ IntermediateLanguage, invoked from ZZZSimplify. An optimization pass for the ZZZ IntermediateLanguage, invoked from ZZZSimplify. A rewrite pass for the ZZZ IntermediateLanguage, invoked from ZZZOtherPass. A translation pass from the ZZA IntermediateLanguage to the ZZB IntermediateLanguage.

## Description

A short description of the pass.

## Implementation

 ZZZ.sig  ZZZ.fun

## Details and Notes

Relevant details and notes.

---

Last edited on 2006-11-02 17:39:45 by MatthewFluet.



## CompilingWithSMLNJ

You can compile MLton with SML/NJ, however the resulting compiler will run much more slowly than MLton compiled by itself. We don't recommend using SML/NJ as a means of porting MLton to a new platform or bootstrapping on a new platform.

If you do want to build MLton with SML/NJ, it is best to have a binary MLton package installed. If you don't, here are some issues you may encounter when you run `make nj-mlton`.

You will get (many copies of) the error message:

```
/bin/sh: mlton: not found
```

The Makefile calls `mlton` to determine dependencies, and can proceed in spite of this error.

If you don't have a `mlton` executable, you will get the error message:

```
Error: cannot upgrade basis because the compiler doesn't work
```

We use `upgrade-basis.sml` to work around basis library differences, allowing a version of MLton written for a newer basis library to be compiled by an older version of MLton. The file isn't necessary when building with SML/NJ, but is listed in `$(SOURCES)`, so the Makefile is attempting to build it. Building `upgrade-basis.sml` requires the old version of MLton to be around so that the right stubs can be built.

To work around this problem, do one of the following.

- Manually tweak sources to remove `$(UP)` until you're finished building MLton with SML/NJ and have a working MLton.
- Build `upgrade-basis.sml` on some other machine with a working MLton and copy it over.

If you don't have an `mllex` executable, you will get the error message:

```
mllex: Command not found
```

Building MLton requires `mllex` and `mlyacc` executables, which are distributed with a binary package of MLton. The easiest solution is to copy the front-end lexer/parser files from a different machine (`ml.grm.sml`, `ml.grm.sig`, `ml.lex.sml`, `mlb.grm.sig`, `mlb.grm.sml`).

---

Last edited on 2006-10-19 17:06:01 by StephenWeeks.

# ConcurrentML

 **Concurrent ML** is an SML concurrency library based on synchronous message passing. MLton has an initial port of CML from SML/NJ, but is missing a thread-safe wrapper around the Basis Library and event-based equivalents to IO and OS functions.

All of the core CML functionality is present.

```
structure CML: CML
structure SyncVar: SYNC_VAR
structure Mailbox: MAILBOX
structure Multicast: MULTICAST
structure SimpleRPC: SIMPLE_RPC
structure RunCML: RUN_CML
```

The RUN\_CML signature is minimal.

```
signature RUN_CML =
 sig
 val isRunning: unit -> bool
 val doit: (unit -> unit) * Time.time option -> OS.Process.status
 val shutdown: OS.Process.status -> 'a
 end
```

MLton's RunCML structure does not include all of the cleanup and logging operations of SML/NJ's RunCML structure. However, the implementation does include the CML.timeOutEvt and CML.atTimeEvt functions, and a preemptive scheduler that knows to sleep when there are no ready threads and some threads blocked on time events.

Because MLton does not wrap the Basis Library for CML, the "right" way to call a Basis Library function that is stateful is to wrap the call with MLton.Thread.atomically.

## Usage

- You can import the CML Library into an MLB file with:

| MLB file                             | Description |
|--------------------------------------|-------------|
| <code>\$(SML_LIB)/cml/cml.mlb</code> |             |

- If you are porting a project from SML/NJ's CompilationManager to MLton's ML Basis system using `cm2mlb`, note that the following map is included by default:

```
$cml/cml.cm $(SML_LIB)/cml/cml.mlb
```

This will automatically convert a `$cml/cml.cm` import in an input `.cm` file into a `$(SML_LIB)/cml/cml.mlb` import in the output `.mlb` file.

## Also see

- ConcurrentMLImplementation
- eXene

Last edited on 2007-08-23 17:24:44 by MatthewFluet.

# ConcurrentMLImplementation

Here are some notes on MLton's implementation of ConcurrentML.

Concurrent ML was originally implemented for SML/NJ. It was ported to MLton in the summer of 2004. The main difference between the implementations is that SML/NJ uses continuations to implement CML threads, while MLton uses its underlying thread package. Presently, MLton's threads are a little more heavyweight than SML/NJ's continuations, but it's pretty clear that there is some fat there that could be trimmed.

The implementation of CML in SML/NJ is built upon the first-class continuations of the `SMLofNJ.Cont` module.

```
type 'a cont
val callcc: ('a cont -> 'a) -> 'a
val isolate: ('a -> unit) -> 'a cont
val throw: 'a cont -> 'a -> 'b
```

The implementation of CML in MLton is built upon the first-class threads of the MLtonThread module.

```
type 'a t
val new: ('a -> unit) -> 'a t
val prepare: 'a t * 'a -> Runnable.t
val switch: ('a t -> Runnable.t) -> 'a
```

The port is relatively straightforward, because CML always throws to a continuation at most once. Hence, an "abstract" implementation of CML could be built upon first-class one-shot continuations, which map equally well to SML/NJ's continuations and MLton's threads.

The "essence" of the port is to transform:

```
callcc (fn k => ... throw k' v')
```

to

```
switch (fn t => ... prepare (t', v'))
```

which suffices for the vast majority of the CML implementation.

There was only one complicated transformation: blocking multiple base events. In SML/NJ CML, the representation of base events is given by:

```
datatype 'a event_status
= ENABLED of {prio: int, doFn: unit -> 'a}
| BLOCKED of {
 transId: trans_id ref,
 cleanUp: unit -> unit,
 next: unit -> unit
} -> 'a
type 'a base_evt = unit -> 'a event_status
```

When synchronizing on a set of base events, which are all blocked, we must invoke each `BLOCKED` function with the same `transId` and `cleanUp` (the `transId` is (checked and) set to `CANCEL` by the `cleanUp` function, which is invoked by the first enabled event; this "fizzles" every other event in the synchronization

group that later becomes enabled). However, each BLOCKED function is implemented by a calcc, so that when the event is enabled, it throws back to the point of synchronization. Hence, the next function (which doesn't return) is invoked by the BLOCKED function to escape the calcc and continue in the thread performing the synchronization. In SML/NJ this is implemented as follows:

```
fun ext ([], blockFns) = calcc (fn k => let
 val throw = throw k
 val (transId, setFlg) = mkFlg()
 fun log [] = S.atomicDispatch ()
 | log (blockFn:: r) =
 throw (blockFn {
 transId = transId,
 cleanUp = setFlg,
 next = fn () => log r
 })
 in
 log blockFns; error "[log]"
 end)
```

(Note that `S.atomicDispatch` invokes the continuation of the next continuation on the ready queue.) This doesn't map well to the MLton thread model. Although it follows the

```
calcc (fn k => ... throw k v)
```

model, the fact that `blockFn` will also attempt to do

```
calcc (fn k' => ... next ())
```

means that the naive transformation will result in nested switch-es.

We need to think a little more about what this code is trying to do. Essentially, each `blockFn` wants to capture this continuation, hold on to it until the event is enabled, and continue with `next`; when the event is enabled, before invoking the continuation and returning to the synchronization point, the `cleanUp` and other event specific operations are performed.

To accomplish the same effect in the MLton thread implementation, we have the following:

```
datatype 'a status =
 ENABLED of {prio: int, doitFn: unit -> 'a}
| BLOCKED of {transId: trans_id,
 cleanUp: unit -> unit,
 next: unit -> rdy_thread} -> 'a

type 'a base = unit -> 'a status

fun ext ([], blockFns): 'a =
 S.atomicSwitch
 (fn (t: 'a S.thread) =>
 let
 val (transId, cleanUp) = TransID.mkFlg ()
 fun log blockFns: S.rdy_thread =
 case blockFns of
 [] => S.next ()
 | blockFn::blockFns =>
 (S.prep o S.new)
 (fn _ => fn () =>
 let
```

```

 val () = S.atomicBegin ()
 val x = blockFn {transId = transId,
 cleanUp = cleanUp,
 next = fn () => log blockFns}
 in S.switch(fn _ => S.prepVal (t, x))
 end)
 in
 log blockFns
 end)
end)

```

To avoid the nested switch-es, I run the `blockFn` in it's own thread, whose only purpose is to return to the synchronization point. This corresponds to the `throw (blockFn {...})` in the SML/NJ implementation. I'm worried that this implementation might be a little expensive, starting a new thread for each blocked event (when there are only multiple blocked events in a synchronization group). But, I don't see another way of implementing this behavior in the MLton thread model.

Note that another way of thinking about what is going on is to consider each `blockFn` as prepending a different set of actions to the thread `t`. It might be possible to give a `MLton.Thread.unsafePrepend`.

```

fun unsafePrepend (T r: 'a t, f: 'b -> 'a): 'b t =
 let
 val t =
 case !r of
 Dead => raise Fail "prepend to a Dead thread"
 | New g => New (g o f)
 | Paused (g, t) => Paused (fn h => g (f o h), t)
 in (* r := Dead; *)
 T (ref t)
 end
end

```

I have commented out the `r := Dead`, which would allow multiple prepends to the same thread (i.e., not destroying the original thread in the process). Of course, only one of the threads could be run: if the original thread were in the `Paused` state, then multiple threads would share the underlying runtime/primitive thread. Now, this matches the "one-shot" nature of CML continuations/threads, but I'm not comfortable with extending `MLton.Thread` with such an unsafe operation.

Other than this complication with blocking multiple base events, the port was quite routine. (As a very pleasant surprise, the CML implementation in SML/NJ doesn't use any SML/NJ-isms.) There is a slight difference in the way in which critical sections are handled in SML/NJ and MLton; since `MLton.Thread.switch_always_` leaves a critical section, it is sometimes necessary to add additional `atomicBegin/Ends` to ensure that we remain in a critical section after a thread switch.

While looking at virtually every file in the core CML implementation, I took the liberty of simplifying things where it seemed possible; in terms of style, the implementation is about half-way between Reppy's original and MLton's.

Some changes of note:

- `util/` contains all pertinent data-structures: (functional and imperative) queues, (functional) priority queues. Hence, it should be easier to switch in more efficient or real-time implementations.
- `core-cml/scheduler.sml`: in both implementations, this is where most of the interesting action takes place. I've made the connection between `MLton.Thread.ts` and `ThreadId.thread_ids` more abstract than it is in the SML/NJ implementation, and encapsulated all of the `MLton.Thread` operations in this module.

- eliminated all of the "by hand" inlining

## Future Extensions

The CML documentation says the following:

```
CML.joinEvt: thread_id -> unit event
```

```
joinEvt tid
```

creates an event value for synchronizing on the termination of the thread with the ID tid. There are three ways that a thread may terminate: the function that was passed to spawn (or spawnc) may return; it may call the exit function, or it may have an uncaught exception. Note that `joinEvt` does not distinguish between these cases; it also does not become enabled if the named thread deadlocks (even if it is garbage collected).

I believe that the `MLton.Finalizable` might be able to relax that last restriction. Upon the creation of a `'a Scheduler.thread`, we could attach a finalizer to the underlying `'a MLton.Thread.t` that enables the `joinEvt` (in the associated `ThreadID.thread_id`) when the `'a MLton.Thread.t` becomes unreachable.

I don't know why CML doesn't have

```
CML.kill: thread_id -> unit
```

which has a fairly simple implementation -- setting a kill flag in the `thread_id` and adjusting the scheduler to discard any killed threads that it takes off the ready queue. The fairness of the scheduler ensures that a killed thread will eventually be discarded. The semantics are little murky for blocked threads that are killed, though. For example, consider a thread blocked on `SyncVar.mTake mv` and a thread blocked on `SyncVar.mGet mv`. If the first thread is killed while blocked, and a third thread does `SyncVar.mPut (mv, x)`, then we might expect that we'll enable the second thread, and never the first. But, when only the ready queue is able to discard killed threads, then the `SyncVar.mPut` could enable the first thread (putting it on the ready queue, from which it will be discarded) and leave the second thread blocked. We could solve this by adjusting the `TransID.trans_id` types and the "cleaner" functions to look for both canceled transactions and transactions on killed threads.

John Reppy says that [MarlowEtAl01](#) and [FlattFidler04](#) explain why `CML.kill` would be a bad idea.

Between `CML.timeOutEvt` and `CML.kill`, one could give an efficient solution to the recent `comp.lang.ml` post about terminating a function that doesn't complete in a given time.

```
fun timeOut (f: unit -> 'a, t: Time.time): 'a option =
 let
 val iv = SyncVar.iVar ()
 val tid = CML.spawn (fn () => SyncVar.iPut (iv, f ()))
 in
 CML.select
 [CML.wrap (CML.timeOutEvt t, fn () => (CML.kill tid; NONE)),
 CML.wrap (SyncVar.iGetEvt iv, fn x => SOME x)]
 end
```

## Space Safety

There are some CML related posts on the MLton mailing list

 <http://mlton.org/pipermail/mlton/2004-May/>

that discuss concerns that SML/NJ's implementation is not space efficient, because multi-shot continuations can be held indefinitely on event queues. MLton is better off because of the one-shot nature -- when an event enables a thread, all other copies of the thread waiting in other event queues get turned into dead threads (of zero size).

---

Last edited on 2007-08-15 22:05:31 by MatthewFluet.



# ConstantPropagation

Constant propagation is an optimization pass for the SSA IntermediateLanguage, invoked from SSASimplify.

## Description

This is whole-program constant propagation, even through data structures. It also performs globalization of (small) values computed once.

Uses Multi.

## Implementation

 [constant-propagation.sig](#)  [constant-propagation.fun](#)

## Details and Notes

---

Last edited on 2006-11-02 17:30:40 by MatthewFluet.

# Contact

## Mailing lists

There are two mailing lists available.

- [✉MLton@mlton.org](mailto:MLton@mlton.org) ([🌐subscribe](#), [🌐archive](#)) MLton developers
- [✉MLton-user@mlton.org](mailto:MLton-user@mlton.org) ([🌐subscribe](#), [🌐archive](#)) MLton user community

In addition to the pipermail archive at mlton.org, there are archives of both [🌐MLton](#) and [🌐MLton-user](#) that use [🌐Lurker](#).

## Mailing list policy

- Both mailing lists are unmoderated. However, we use a whitelist to prevent spam. So, the first time you send to the list, your mail will be delayed until we add you to the whitelist.
- Large messages (over 256K) should not be sent. Rather, please send an email containing the discussion text and a link to any large files. You may use our [🌐TemporaryUpload](#) page for uploading these files.
- Very active [MLton@mlton.org](mailto:MLton@mlton.org) list members who might otherwise be expected to provide a fast response should send a message when they will be offline for more than a few days. The convention is to put "*userid* offline until *date*" in the subject line to make it easy to scan.
- Discussions started on the mailing lists should stay on the mailing lists. Private replies may be bounced to the mailing list for the benefit of those following the discussion.

## IRC

- Some MLton developers and users are in channel #sml on [🌐http://freenode.net](http://freenode.net).

---

Last edited on 2007-03-17 18:41:33 by [MatthewFluet](#).

# Contify

Contify is an optimization pass for the SSA IntermediateLanguage, invoked from SSASimplify.

## Description

Contification is a compiler optimization that turns a function that always returns to the same place into a continuation. This exposes control-flow information that is required by many optimizations, including traditional loop optimizations.

## Implementation

 [contify.sig](#)  [contify.fun](#)

## Details and Notes

See Contification Using Dominators. The intermediate language described in that paper has since evolved to the SSA IntermediateLanguage; hence, the complication described in Section 6.1 is no longer relevant.

---

Last edited on 2006-11-02 17:35:17 by MatthewFluet.

# CoreML

Core ML is an IntermediateLanguage, translated from AST by Elaborate, optimized by CoreMLSimplify, and translated by Defunctorize to XML.

## Description

CoreML is polymorphic, higher-order, and has nested patterns.

## Implementation

 [core-ml.sig](http://core-ml.sig)  [core-ml.fun](http://core-ml.fun)

## Type Checking

The CoreML IntermediateLanguage has no independent type checker.

## Details and Notes

---

Last edited on 2006-11-02 17:56:39 by MatthewFluet.

# CoreMLSimplify

The single optimization pass for the CoreML IntermediateLanguage is controlled by the `Compile` functor ([\(l\)compile.fun](#)).

The following optimization pass is implemented:

- DeadCode
- 

Last edited on 2006-11-02 17:56:03 by MatthewFluet.

# CreatingPages

To create a page on this WebSite, edit an existing page, and add the name of the new page, like FooBar, to the page contents. When you view the new version of the existing page, a link will have been automatically created, and if you click on it, you will be given the option to create the new page.

You can also go directly to a new page by entering the page name as a URL into your browser, like `http://mlton.org/FooBar`.

You can also type in the page name here to go directly to that page.

---

Last edited on 2005-12-01 03:02:19 by StephenWeeks.

# Credits

MLton was designed and implemented by [HenryCejtin](#), [MatthewFluet](#), [SureshJagannathan](#), and [StephenWeeks](#).

- [HenryCejtin](#) wrote the `IntInf` implementation, the original profiler, the original man pages, the `.spec` files for the RPMs, and lots of little hacks to speed stuff up.
- [MatthewFluet](#) implemented the X86 and AMD64 native code generators, ported `mlprof` to work with the native code generator, did a lot of work on the SSA optimizer, both adding new optimizations and improving or porting existing optimizations, updated the [Basis Library](#) implementation, ported [ConcurrentML](#) and [ML-NLFFI](#) to MLton, implemented the [ML Basis system](#), and ported MLton to 64-bit platforms.
- [SureshJagannathan](#) implemented some early inlining and uncurrying optimizations.
- [StephenWeeks](#) implemented most of the original version of MLton, and continues to keep his fingers in most every part.

Many people have helped us over the years. Here is an alphabetical list.

- [JesperLouisAndersen](#) sent several patches to improve the runtime on FreeBSD and ported MLton to run on NetBSD and OpenBSD.
- [JohnnyAndersen](#) implemented `BinIO`, modified MLton so it could cross compile to MinGW, and provided useful discussion about cross-compilation.
- Alain Deutsch and [PolySpace Technologies](#) provided many bug fixes and runtime system improvements, code to help the Sparc/Solaris port, and funded a number of improvements to MLton.
- Martin Elsman provided helpful discussions in the development of the [ML Basis system](#).
- Brent Fulgham ported MLton most of the way to MinGW.
- [AdamGoode](#) provided the script to build the PDF MLton Guide.
- Simon Helsen provided bug reports, suggestions, and helpful discussions.
- Joe Hurd provided useful discussion and feedback on source-level profiling.
- [VesaKarvonen](#) contributed `esml-mode.el` (see [Emacs](#)) and patches for improving match warnings.
- Richard Kelsey provided helpful discussions.
- Ville Laurikari ported MLton to HPPA/HP-UX.
- Geoffrey Mainland helped with FreeBSD packaging.
- Eric McCorkle ported MLton to Intel Mac.
- [TomMurphy](#) wrote the original version of `MLton.Syslog` as part of his `mlftpd` project, and has sent many useful bug reports and suggestions.
- Michael Neumann helped to patch the runtime to compile under FreeBSD.
- Barak Pearlmuter built the original [Debian package](#) for MLton, and helped us to take over the process.
- Filip Pizlo ported MLton to (PowerPC) Darwin.
- John Reppy assisted in porting MLton to Intel Mac.
- Sam Rushing ported MLton to FreeBSD.
- Jeffrey Mark Siskind provided helpful discussions and inspiration with his Stalin Scheme compiler.
- [WesleyTerpstra](#) added support for `MLton.Process.create`, made a number of contributions to the [ForeignFunctionInterface](#), and contributed a number of other runtime system patches.
- Luke Ziarek assisted in porting MLton to (PowerPC) Darwin.

We have also benefited from other software development tools and used code from other sources.

- MLton was developed using [Standard ML of New Jersey](#) and the [Compilation Manager \(CM\)](#)

- MLton's lexer (`mlton/frontend/ml.lex`), parser (`mlton/frontend/ml.grm`), and precedence-parser (`mlton/elaborate/precedence-parse.fun`) are modified versions of code from SML/NJ.
  - The MLton Basis Library implementation of conversions between binary and decimal representations of reals uses David Gay's  `gdtoa` library.
  - The MLton Basis Library implementation uses modified versions of portions of the the SML/NJ Basis Library implementation modules `OS.IO`, `Posix.IO`, `Process`, and `Unix`.
  - The MLton Basis Library implementation uses modified versions of portions of the ML Kit Version 4.1.4 Basis Library implementation modules `Path`, `Time`, and `Date`.
  - Many of the benchmarks come from the SML/NJ benchmark suite.
  - Many of the regression tests come from the ML Kit Version 4.1.4 distribution, which borrowed them from the  Moscow ML distribution.
  - MLton uses the [<http://www.gnu.org/software/gmp/gmp.html> GNU multiprecision library] for its implementation of `IntInf`.
  - MLton's implementation of `mllex`, `mlyacc`, the ckit Library, Concurrent ML, and ML-NLFFI are modified versions of code from SML/NJ.
- 

Last edited on 2007-08-23 04:04:00 by MatthewFluet.



# CrossCompiling

MLton's `-target` flag directs MLton to cross compile an application for another platform. By default, MLton is only able to compile for the machine it is running on. In order to use MLton as a cross compiler, you need to do two things.

1. Install the GCC cross-compiler tools on the host so that GCC can compile to the target.
2. Cross compile the MLton runtime system to build the runtime libraries for the target.

To make the terminology clear, we refer to the *host* as the machine MLton is running on and the *target* as the machine that MLton is compiling for.

To build a GCC cross-compiler toolset on the host, you can use the script `bin/build-cross-gcc`, available in the MLton sources, as a template. The value of the `target` variable in that script is important, since that is what you will pass to MLton's `-target` flag. Once you have the toolset built, you should be able to test it by cross compiling a simple hello world program on your host machine.

```
% gcc -b i386-pc-cygwin -o hello-world hello-world.c
```

You should now be able to run `hello-world` on the target machine, in this case, a Cygwin machine.

Next, you must cross compile the MLton runtime system and inform MLton of the availability of the new target. The script `bin/add-cross` from the MLton sources will help you do this. Please read the comments at the top of the script. Here is a sample run adding a Solaris cross compiler.

```
% add-cross sparc-sun-solaris sun blade
Making runtime.
Building print-constants executable.
Running print-constants on blade.
```

Running `add-cross` uses `ssh` to compile the runtime on the target machine and to create `print-constants`, which prints out all of the constants that MLton needs in order to implement the [Basis Library](#). The script runs `print-constants` on the target machine (`blade` in this case), and saves the output.

Once you have done all this, you should be able to cross compile SML applications. For example,

```
mlton -target i386-pc-cygwin hello-world.sml
```

will create `hello-world`, which you should be able to run from a Cygwin shell on your Windows machine.

## Cross-compiling alternatives

Building and maintaining cross-compiling `gcc`'s is complex. You may find it simpler to use `mlton -keep g` to generate the files on the host, then copy the files to the target, and then use `gcc` or `mlton` on the target to compile the files.

---

Last edited on 2005-12-02 04:19:16 by [StephenWeeks](#).

# DeadCode

Dead-code elimination is an optimization pass for the [CoreML IntermediateLanguage](#), invoked from [CoreMLSimplify](#).

## Description

This pass eliminates declarations from the [Basis Library](#) not needed by the user program.

## Implementation

 [dead-code.sig](#)  [dead-code.fun](#)

## Details and Notes

In order to compile small programs rapidly, a pass of dead code elimination is run in order to eliminate as much of the Basis Library as possible. The dead code elimination algorithm used is not safe in general, and only works because the Basis Library implementation has special properties:

- it terminates
- it performs no I/O

The dead code elimination includes the minimal set of declarations from the Basis Library so that there are no free variables in the user program (or remaining Basis Library implementation). It has a special hack to include all bindings of the form:

```
val _ = ...
```

There is an [ML Basis annotation](#), `deadCode true`, that governs which code is subject to this unsafe dead-code elimination.

---

Last edited on 2006-11-02 17:56:56 by [MatthewFluet](#).

# DeepFlatten

Deep flatten is an optimization pass for the SSA2 IntermediateLanguage, invoked from SSA2Simplify.

## Description

This pass flattens into mutable fields of objects and into vectors.

For example, an `(int * int) ref` is represented by a 2 word object, and an `(int * int) array` contains pairs of `ints`, rather than pointers to pairs of `ints`.

## Implementation

 [deep-flatten.sig](#)  [deep-flatten.fun](#)

## Details and Notes

---

Last edited on 2006-11-02 17:43:24 by MatthewFluet.

## DefineTypeBeforeUse

Standard ML requires types to be defined before they are used. Because of type inference, the use of a type can be implicit; hence, this requirement is more subtle than it might appear. For example, the following program is not type correct, because the type of `r` is `t option ref`, but `t` is defined after `r`.

```
val r = ref NONE
datatype t = A | B
val () = r := SOME A
```

MLton reports the following error, indicating that the type defined on line 2 is used on line 1.

```
Error: z.sml 1.1.
 Type escapes the scope of its definition at z.sml 2.10.
 type: t
 in: val r = ref NONE
```

While the above example is benign, the following example shows how to cast an integer to a function by (implicitly) using a type before it is defined. In the example, the ref cell `r` is of type `t option ref`, where `t` is defined *after* `r`, as a parameter to functor `F`. This example causes PolyML 4.1.3 to seg fault.

```
val r = ref NONE
functor F (type t
 val x: t) =
 struct
 val () = r := SOME x
 fun get () = valOf (!r)
 end
structure S1 = F (type t = unit -> unit
 val x = fn () => ())
structure S2 = F (type t = int
 val x = 13)
val () = S1.get () ()
```

MLton reports the following error.

```
Warning: z.sml 1.1.
 Unable to locally determine type of variable: r.
 type: ??? option ref
 in: val r = ref NONE
Error: z.sml 1.1.
 Type escapes the scope of its definition at z.sml 2.17.
 type: t
 in: val r = ref NONE
```

---

Last edited on 2005-12-01 03:38:39 by StephenWeeks.

# DefinitionOfStandardML

The Definition of Standard ML (Revised) is a terse and formal specification of Standard ML's syntax and semantics. The language specified by this book is often referred to as SML 97.

There is an older version of the definition, published in 1990, which has an accompanying commentary that introduces and explains the notation and approach. The same notation is used in the SML 97 definition, so it is worth purchasing the older definition and commentary if you intend a close study of the definition.

---

Last edited on 2004-12-28 19:55:24 by StephenWeeks.

# Defunctorize

Defunctorize is a translation pass from the CoreML IntermediateLanguage to the XML IntermediateLanguage.

## Description

This pass converts a CoreML program to an XML program by performing:

- linearization
- MatchCompile
- polymorphic `val` dec expansion
- datatype lifting (to the top-level)

## Implementation

 [defunctorize.sig](#)  [defunctorize.fun](#)

## Details and Notes

This pass is grossly misnamed and does not perform defunctorization.

### Datatype Lifting

This pass moves all `datatype` declarations to the top level.

Standard ML `datatype` declarations can contain type variables that are not bound in the declaration itself. For example, the following program is valid.

```
fun 'a f (x: 'a) =
 let
 datatype 'b t = T of 'a * 'b
 val y: int t = T (x, 1)
 in
 13
 end
```

Unfortunately, the `datatype` declaration can not be immediately moved to the top level, because that would leave `'a` free.

```
datatype 'b t = T of 'a * 'b
fun 'a f (x: 'a) =
 let
 val y: int t = T (x, 1)
 in
 13
 end
```

In order to safely move `datatypes`, this pass must close them, as well as add any free type variables as extra arguments to the type constructor. For example, the above program would be translated to the following.

```
datatype ('a, 'b) t = T of 'a * 'b
fun 'a f (x: 'a) =
 let
 val y: ('a, int) t = T (x, 1)
 in
 13
 end
```

## Historical Notes

The Defunctorize pass originally eliminated Standard ML functors by duplicating their body at each application. These duties have been adopted by the Elaborate pass.

---

Last edited on 2007-07-08 22:40:00 by MatthewFluet.

# Developers


Here is a picture of the MLton team at a meeting in Chicago in August 2003. From left to right we have:

[StephenWeeks](#) [MatthewFluet](#) [HenryCejtin](#) [SureshJagannathan](#)

 [image](#)

Also see the [Credits](#) for a list of specific contributions.

## Developers list

A number of people read the developers mailing list,  [MLton@mlton.org](mailto:MLton@mlton.org), and make contributions there. Here's a list of those who have a page here.

- [AndreiFormiga](#)
- [JesperLouisAndersen](#)
- [JohnnyAndersen](#)
- [MichaelNorrish](#)
- [MikeThomas](#)
- [RayRacine](#)
- [WesleyTerpstra](#)
- [VesaKarvonen](#)

---

Last edited on 2007-08-23 04:24:19 by [MatthewFluet](#).



# Development

This page is the central point for MLton development.

- Access the [Sources](#).
- Check the latest [Changelog](#).
- Ideas for [Projects](#) to improve MLton.
- [Developers](#) that are or have been involved in the project.
- Help maintain and improve the [WebSite](#).

## Notes

- [CompilerOverview](#)
- [CompilingWithSMLNJ](#)
- [CrossCompiling](#)
- [License](#)
- [PortingMLton](#)
- [ReleaseChecklist](#)
- [SelfCompiling](#)

---

Last edited on 2007-08-23 12:56:56 by [MatthewFluet](#).

# Documentation

Documentation is available on the following topics.

- [Standard ML](#)
    - ◆ [Basis Library](#)
    - ◆ [Additional libraries](#)
  - [Installing MLton](#)
  - [Using MLton](#)
    - ◆ [Foreign function interface \(FFI\)](#)
    - ◆ [Manual page \(compile-time options run-time options\)](#)
    - ◆ [ML Basis system](#)
    - ◆ [MLton structure](#)
    - ◆ [Platform-specific notes](#)
    - ◆ [Profiling](#)
    - ◆ [Type checking](#)
    - ◆ [Help for porting from SML/NJ to MLton.](#)
  - [About MLton](#)
    - ◆ [Credits](#)
    - ◆ [Drawbacks](#)
    - ◆ [Features](#)
    - ◆ [History](#)
    - ◆ [License](#)
    - ◆ [Talk](#)
    - ◆ [WishList](#)
  - [MLLex](#) pdf
  - [MLYacc](#) pdf
  - [References](#)
- 

Last edited on 2007-07-08 22:59:04 by [MatthewFluet](#).

## Drawbacks

MLton has several drawbacks due to its use of whole-program compilation.

- Large compile-time memory requirement.  
Because MLton performs whole-program analysis and optimization, compilation requires a large amount of memory. For example, compiling MLton (over 140K lines) requires at least 512M RAM.
- Long compile times.  
Whole-program compilation can take a long time. For example, compiling MLton (over 140K lines) on a 1.6GHz machine takes five to ten minutes.
- No interactive top level.

Because of whole-program compilation, MLton does not provide an interactive top level. In particular, it does not implement the optional Basis Library function `use`.

---

Last edited on 2005-12-02 04:19:39 by StephenWeeks.

# Eclipse

 Eclipse is an open, extensible IDE.

 ML-Dev is a plug-in for Eclipse, based on SML/NJ.

There has been some talk on the MLton mailing list about adding support to Eclipse for MLton/SML, and in particular, using <http://eclipsefp.sourceforge.net/>. We are unaware of any progress along those lines.

---

Last edited on 2006-02-09 19:33:33 by StephenWeeks.

# EditingPages

You can help maintain this [WebSite](#) and improve a page's contents by using the "Edit" link found at the bottom of that page. Pages are written using [MoinMoin's](#) [wiki markup language](#). You can practice editing in the [WikiSandBox](#).

Before you begin editing, you must [create a user account](#). When you do so, please also create a home page (like [StephenWeeks](#)) so we know who you are. See our [AccessControl](#) policy for who is allowed to edit what.

By contributing to this web site, you agree to dedicate your contribution to the public domain. For more details, please see our [License](#).

---

Last edited on 2005-12-01 20:16:41 by [StephenWeeks](#).

# Elaborate

Elaborate is a translation pass from the AST IntermediateLanguage to the CoreML IntermediateLanguage.

## Description

This pass performs type inference and type checking according to the Definition. It also defunctorizes the program, eliminating all module-level constructs.

## Implementation

 [elaborate.sig](#)  [elaborate.fun](#)  
 [elaborate-env.sig](#)  [elaborate-env.fun](#)  
 [elaborate-modules.sig](#)  [elaborate-modules.fun](#)  
 [elaborate-core.sig](#)  [elaborate-core.fun](#)  
 [elaborate](#)

## Details and Notes

At the modules level, the Elaborate pass:

- elaborates signatures with interfaces (see  [interface.sig](#) and  [interface.fun](#)).  
The main trick is to use disjoint sets to efficiently handle sharing of tycons and of structures and then to copy signatures as dags rather than as trees.
- checks functors at the point of definition, using functor summaries to speed up checking of functor applications.  
When a functor is first type checked, we keep track of the dummy argument structure and the dummy result structure, as well as all the tycons that were created while elaborating the body. Then, if we later need to type check an application of the functor (as opposed to defunctorize an application), we pair up tycons in the dummy argument structure with the actual argument structure and then replace the dummy tycons with the actual tycons in the dummy result structure, yielding the actual result structure. We also generate new tycons for all the tycons that we created while originally elaborating the body.
- handles opaque signature constraints.

This is implemented by building a dummy structure realized from the signature, just as we would for a functor argument when type checking a functor. The dummy structure contains exactly the type information that is in the signature, which is what opacity requires. We then replace the variables (and constructors) in the dummy structure with the corresponding variables (and constructors) from the actual structure so that the translation to CoreML uses the right stuff. For each tycon in the dummy structure, we keep track of the corresponding type structure in the actual structure. This is used when producing the CoreML types (see `expandOpaque` in  [type-env.sig](#) and  [type-env.fun](#)).

Then, within each `structure` or `functor` body, for each declaration (`<dec>` in the Standard ML grammar), the Elaborate pass does three steps:

1. ScopeInference
2.
  - ◆ PrecedenceParse
  - ◆ `_ {ex, im} port expansion`

- ◆ profiling insertion
  - ◆ unification
3. Overloaded {constant, function, record pattern} resolution

## Defunctorization

The Elaborate pass performs a number of duties historically assigned to the Defunctorize pass.

As part of the Elaborate pass, all module level constructs (`open`, `signature`, `structure`, `functor`, long identifiers) are removed. This works because the Elaborate pass assigns a unique name to every type and variable in the program. This also allows the Elaborate pass to eliminate `local` declarations, which are purely for namespace management.

## Examples

Here are a number of examples of elaboration.

- All variables bound in `val` declarations are renamed.

```
val x = 13
val y = x
```

```
val x_0 = 13
val y_0 = x_0
```

- All variables in `fun` declarations are renamed.

```
fun f x = g x
and g y = f y
```

```
fun f_0 x_0 = g_0 x_0
and g_0 y_0 = f_0 y_0
```

- Type abbreviations are removed, and the abbreviation is expanded wherever it is used.

```
type 'a u = int * 'a
type 'b t = 'b u * real
fun f (x : bool t) = x
```

```
fun f_0 (x_0 : (int * bool) * real) = x_0
```

- Exception declarations create a new constructor and rename the type.

```
type t = int
exception E of t * real
```

```
exception E_0 of int * real
```

- The type and value constructors in datatype declarations are renamed.

```
datatype t = A of int | B of real * t
```

```
datatype t_0 = A_0 of int | B_0 of real * t_0
```

- Local declarations are moved to the top-level. The environment keeps track of the variables in scope.

```
val x = 13
local val x = 14
in val y = x
```

```

end
val z = x

```

```

val x_0 = 13
val x_1 = 14
val y_0 = x_1
val z_0 = x_0

```

- Structure declarations are eliminated, with all declarations moved to the top level. Long identifiers are renamed.

```

structure S =
 struct
 type t = int
 val x : t = 13
 end
val y : S.t = S.x

```

```

val x_0 : int = 13
val y_0 : int = x_0

```

- Open declarations are eliminated.

```

val x = 13
val y = 14
structure S =
 struct
 val x = 15
 end
open S
val z = x + y

```

```

val x_0 = 13
val y_0 = 14
val x_1 = 15
val z_0 = x_1 + y_0

```

- Functor declarations are eliminated, and the body of a functor is duplicated wherever the functor is applied.

```

functor F(val x : int) =
 struct
 val y = x
 end
structure F1 = F(val x = 13)
structure F2 = F(val x = 14)
val z = F1.y + F2.y

```

```

val x_0 = 13
val y_0 = x_0
val x_1 = 14
val y_1 = x_1
val z_0 = y_0 + y_1

```

- Signature constraints are eliminated. Note that signatures do affect how subsequent variables are renamed.

```

val y = 13
structure S : sig
 val x : int
end =
 struct

```



```
 val x = 14
 val y = x
 end
 open S
 val z = x + y

val y_0 = 13
val x_0 = 14
val y_1 = x_0
val z_0 = x_0 + y_0
```

---

Last edited on 2007-08-15 22:05:40 by [MatthewFluet](#).

# Emacs

## SML Modes

There are a few Emacs modes for SML.

- `sml-mode`
  - ♦ [http://www.xemacs.org/Documentation/packages/html/sml-mode\\_3.html](http://www.xemacs.org/Documentation/packages/html/sml-mode_3.html)
  - ♦ <http://www.smlnj.org/doc/Emacs/sml-mode.html>
- `mlton.el` contains the Emacs lisp that [Stephen Weeks](#) uses to interact with MLton (in addition to using `sml-mode`).
- <http://primate.net/~itz/mindent.tar>, developed by Ian Zimmerman, who writes:

Unlike the widespread `sml-mode.el` it doesn't try to indent code based on ML syntax. I gradually got skeptical about this approach after writing the initial indentation support for `caml` mode and watching it bloat insanely as the language added new features. Also, any such attempts that I know of impose a particular coding style, or at best a choice among a limited set of styles, which I now oppose. Instead my mode is based on a generic package which provides manual bindable commands for common indentation operations (example: indent the current line under the *n*-th occurrence of a particular character in the previous non-blank line).

## MLB modes

There is a mode for editing [ML Basis](#) files.

- `esml-mlb-mode.el` (+ other files)

## Definitions and uses

There is a mode that supports the precise def-use information that MLton can output. It highlights definitions and uses and provides commands for navigation (e.g. `jump-to-def`, `jump-to-next`, `list-all-refs`). It can be handy, for example, for navigating in the MLton compiler source code. See [EmacsDefUseMode](#) for further information.

## Building on the background

Tired of manually starting/stopping/restarting builds after editing files? Now you don't have to. See [EmacsBgBuildMode](#) for further information.

## Error messages

MLton's error messages are not in the format that the Emacs `next-error` parser natively understands. There are a couple of ways to fix this. The easiest way is to add the following to your `.emacs` to cause Emacs to recognize MLton's error messages.

```
(require 'compile)
(add-to-list 'compilation-error-regexp-alist
 '(("^Error: \\([^\t\n]*\\) \\([0-9]+\\)\\.\\.\\.\\([0-9]+\\)\\.\\.$"
 1 2 3))
```

Alternatively, you could use a sed script to rewrite MLton's errors. Here is one such script:

```
sed -e 's/^\([W|E].*\): \([^]*\) \([0-9][0-9]*\)\\. \([0-9][0-9]*\)\\. /\2:\3:\1:\4/'
```

---

Last edited on 2007-08-15 22:05:44 by MatthewFluet.

# EmacsBgBuildMode

Do you really want to think about starting a build of your project? What if you had a personal slave that would restart a build of your project whenever you save any file belonging to that project? The bg-build mode does just that. Just save the file, a compile is started (silently!), you can continue working without even thinking about starting a build, and if there are errors, you are notified (with a message), and can then jump to errors.

This mode is not specific to MLton per se, but is particularly useful for working with MLton due to the longer compile times. By the time you start wondering about possible errors, the build is already on the way.

## Functionality and Features

- Each time a file is saved, and after a user configurable delay period has been exhausted, a build is started silently in the background.
- When the build is finished, a status indicator (message) is displayed non-intrusively.
- At any time, you can switch to a build process buffer where all the messages from the build are shown.
- After a build has finished, you can jump to locations of warnings and errors from the build process buffer or by using the `first-error` and `next-error` commands.
- When a build fails, bg-build mode can optionally execute a user specified command. By default, bg-build mode executes `first-error`.
- When starting a build of a particular project, a possible previous live build of the same project is interrupted first.
- A project configuration file specifies the commands required to build a project.
- Multiple projects can be loaded into bg-build mode and bg-build mode can build a given maximum number of projects concurrently.
- Supports both  [Gnu Emacs](#) and  [XEmacs](#).

## Download

There is no package for the mode at the moment. To install the mode you need to fetch the Emacs lisp, \*.el, files from the MLton repository:  [Emacs](#).

## Setup

The easiest way to load the mode is to first tell Emacs where to find the files. For example, add

```
(add-to-list 'load-path (file-truename "path-to-the-el-files"))
```

to your ~/.emacs or ~/.xemacs/init.el. You'll probably also want to start the mode automatically by adding

```
(require 'bg-build-mode)
(bg-build-mode)
```

to your Emacs init file. Once the mode is activated, you should see the BGB indicator on the mode line.

## MLton and Compilation-Mode

At the time of writing, neither Gnu Emacs nor XEmacs contain an error regexp that would match MLton's messages.

If you use Gnu Emacs, insert the following code into your `.emacs` file:

```
(require 'compile)
(add-to-list
 'compilation-error-regexp-alist
 '("^\\(Warning\\|Error\\): \\(.+\\) \\([0-9]+\\)\\.\\.\\([0-9]+\\)\\.\\.$"
 2 3 4))
```

If you use XEmacs, insert the following code into your `init.el` file:

```
(require 'compile)
(add-to-list
 'compilation-error-regexp-alist-alist
 '(mlton
 ("^\\(Warning\\|Error\\): \\(.+\\) \\([0-9]+\\)\\.\\.\\([0-9]+\\)\\.\\.$"
 2 3 4)))
(compilation-build-compilation-error-regexp-alist)
```

## Usage

Typically projects are built (or compiled) using a tool like  `make`, but the details vary. The `bg-build` mode needs a project configuration file to know how to build your project. A project configuration file basically contains an Emacs Lisp expression calling a function named `bg-build` that returns a project object. A simple example of a project configuration file would be the ( `Build.bgb`) file used with `smlbot`:

```
(bg-build
 :name "SML-Bot"
 :shell "nice -n5 make all")
```

The `bg-build` function takes a number of keyword arguments:

- `:name` specifies the name of the project. This can be any expression that evaluates to a string or to a nullary function that returns a string.
- `:shell` specifies a shell command to execute. This can be any expression that evaluates to a string, a list of strings, or to a nullary function returning a list of strings.
- `:build?` specifies a predicate to determine whether the project should be built after some files have been modified. The predicate is given a list of filenames and should return a non-nil value when the project should be built and nil otherwise.

All of the keyword arguments, except `:shell`, are optional and can be left out.

Note the use of the `nice` command above. It means that background build process is given a lower priority by the system process scheduler. Assuming your machine has enough memory, using `nice` ensures that your computer remains responsive. (You probably won't even notice when a build is started.)

Once you have written a project file for `bg-build` mode. Use the `bg-build-add-project` command to load the project file for `bg-build` mode. The `bg-build` mode can also optionally load recent project files automatically at startup.

After the project file has been loaded and bg-build mode activated, each time you save a file in Emacs, the bg-build mode tries to build your project.

The `bg-build-status` command creates a buffer that displays some status information on builds and allows you to manage projects (start builds explicitly, remove a project from bg-build, ...) as well as visit buffers created by bg-build. Notice the count of started builds. At the end of the day it can be in the hundreds or thousands. Imagine the number of times you've been relieved of starting a build explicitly!



---

Last edited on 2007-07-07 04:01:31 by VesaKarvonen.


# EmacsDefUseMode

MLton provides an option, `-show-def-use file`, to output precise and accurate whole-program def-use information to a file. Unlike typical tags facilities, the information includes local variables and distinguishes between different definitions even when they have the same name. The def-use Emacs mode uses the information to provide navigation support, which can be particularly useful while reading SML programs compiled with MLton (such as the MLton compiler itself).

## Features

- Highlighting of definitions and uses.
- Navigation: `jump-to-def`, `jump-to-next`, and `jump-to-prev`.
- Listing, visiting and marking of all references to a definition (within a program).
- Loads def-use files in the background.
- Automatically reloads updated def-use files.
- Supports both  [Gnu Emacs](#) and  [XEmacs](#).

## Download

There is no package for the def-use mode at the moment. To install the mode you need to fetch the Emacs lisp, \*.el, files from the MLton repository:  [emacs](#).

## Setup

The easiest way to load def-use mode is to first tell Emacs where to find the files. For example, add

```
(add-to-list 'load-path (file-truename "path-to-the-el-files"))
```

to your `~/.emacs` or `~/.xemacs/init.el`. You'll probably also want to start def-use-mode automatically by adding

```
(require 'esml-du-mlton)
(def-use-mode)
```

to your Emacs init file. Once the def-use mode is activated, you should see the DU indicator on the mode line.

## Usage

To use def-use mode one typically first sets up the program's makefile or build script so that the def-use information is saved each time the program is compiled. In addition to the `-show-def-use file` option, the `-prefer-abs-paths true` expert option is required. Note that the time it takes to save the information is small (compared to type-checking), so it is recommended to simply add the options to the MLton invocation that type-checks or compiles the program.

Finally, one needs to tell the mode where to find the def-use information. This is done with the `esml-du-mlton` command. The `esml-du` package can also load recently used def-use files automatically at startup.

After doing all of the above, find an SML file covered by the def-use information, and place the cursor at some variable (definition or use, it doesn't matter).


---

Last edited on 2007-08-23 04:24:24 by MatthewFluet.




# Enscript

 GNU Enscript converts ASCII files to PostScript, HTML, and other output languages, applying language sensitive highlighting (similar to Emacs's font lock mode). Here are a few *states* files for highlighting Standard ML.


-  sml\_simple.st -- Provides highlighting of keywords, string and character constants, and (nested) comments.

```
(* Comments (* can be nested *) *)
structure S = struct
 val x = (1, 2, "three")
end
```

-  sml\_verbose.st -- Supersedes the above, adding highlighting of numeric constants. Due to the limited parsing available, numeric record labels are highlighted as numeric constants, in all contexts. Likewise, a binding precedence separated from `infix` or `infixr` by a newline is highlighted as a numeric constant and a numeric record label selector separated from `#` by a newline is highlighted as a numeric constant.


```
structure S = struct
 (* These look good *)
 val x = (1, 2, "three")
 val z = #2 x

 (* Although these look bad (not all the numbers are constants),
 * they never occur in practice, as they are equivalent to the above. *)
 val x = {1 = 1, 3 = "three", 2 = 2}
 val z = #
 2 x
end
```

-  sml\_fancy.st -- Supersedes the above, adding highlighting of type and constructor bindings, highlighting of explicit binding of type variables at `val` and `fun` declarations, and separate highlighting of core and modules level keywords. Due to the limited parsing available, it is assumed that the input is a syntactically correct, top-level declaration.

```
structure S = struct
 val x = (1, 2, "three")
 datatype 'a t = T of 'a
 and u = U of v * v
 withtype v = {left: int t, right: int t}
 exception E1 of int and E2
 fun 'a id (x: 'a) : 'a = x

 (* Although this looks bad (the explicitly bound type variable 'a is
 * not highlighted), it is unlikely to occur in practice. *)
 val
 'a id = fn (x : 'a) => x
end
```

-  sml\_gaudy.st -- Supersedes the above, adding highlighting of type annotations, in both expressions and signatures. Due to the limited parsing available, it is assumed that the input is a syntactically correct, top-level declaration.




```
signature S = sig
 type t
 val x : t
```

```

 val f : t * int -> int
 end
 structure S : S = struct
 datatype t = T of int
 val x : t = T 0
 fun f (T x, i : int) : int = x + y
 fun 'a id (x: 'a) : 'a = x
 end

```

## Install and use

- Version 1.6.3 of  [GNU Enscript](#)
  - ◆ Copy all files to /usr/share/enscript/hl/ or .enscript/ in your home directory.
  - ◆ Invoke enscript with `--highlight=sml_simple` (or `--highlight=sml_verbose` or `--highlight=sml_fancy` or `--highlight=sml_gaudy`).
- Version 1.6.1 of  [GNU Enscript](#)
  - ◆ Append  [sml\\_all.st](#) to /usr/share/enscript/enscript.st
  - ◆ Invoke enscript with `--pretty-print=sml_simple` (or `--pretty-print=sml_verbose` or `--pretty-print=sml_fancy` or `--pretty-print=sml_gaudy`).

This [WebSite](#) uses `sml_fancy` to pretty-print [Standard ML](#) source code. Comments and suggestions should be directed to [MatthewFluet](#).

---

Last edited on 2006-11-02 17:41:43 by [MatthewFluet](#).

# EqualityType

An equality type is a type to which [PolymorphicEquality](#) can be applied. The [Definition](#) and the [Basis Library](#) precisely spell out which types are equality types.

- `bool`, `char`, `IntInf.int`, `Int<N>.int`, `string`, and `Word<N>.word` are equality types.
- for any `t`, both `t array` and `t ref` are equality types.
- if `t` is an equality type, then `t list`, and `t vector` are equality types.
- if `t1`, ..., `tn` are equality types, then `t1 * ... * tn` and `{l1: t1, ..., ln: tn}` are equality types.
- if `t1`, ..., `tn` are equality types and `t` [AdmitsEquality](#), then `(t1, ..., tn) t` is an equality type.

To check that a type `t` is an equality type, use the following idiom.

```
structure S: sig eqtype t end =
 struct
 type t = ...
 end
```

Notably, `exn` and `real` are not equality types. Neither is `t1 -> t2`, for any `t1` and `t2`.

Equality on arrays and ref cells is by identity, not structure. For example, `ref 13 = ref 13` is `false`. On the other hand, equality for lists, strings, and vectors is by structure, not identity. For example, the following equalities hold.

```
[1, 2, 3] = 1 :: [2, 3]
"foo" = concat ["f", "o", "o"]
Vector.fromList [1, 2, 3] = Vector.tabulate (3, fn i => i + 1)
```

---

Last edited on 2007-08-15 22:05:47 by [MatthewFluet](#).

# EqualityTypeVariable

An equality type variable is a type variable that starts with two or more primes, as in `' 'a` or `' 'b`. The canonical use of equality type variables is in specifying the type of the [PolymorphicEquality](#) function, which is `' 'a * ' 'a -> bool`. Equality type variables ensure that polymorphic equality is only used on [equality types](#), by requiring that at every use of a polymorphic value, equality type variables are instantiated by equality types.

For example, the following program is type correct because polymorphic equality is applied to variables of type `' 'a`.

```
fun f (x: ' 'a, y: ' 'a): bool = x = y
```

On the other hand, the following program is not type correct, because polymorphic equality is applied to variables of type `' a`, which is not an equality type.

```
fun f (x: ' a, y: ' a): bool = x = y
```

MLton reports the following error, indicating that polymorphic equality expects equality types, but didn't get them.

```
Error: z.sml 1.32.
Function applied to incorrect argument.
 expects: [<equality>] * [<equality>]
 but got: [<non-equality>] * [<non-equality>]
 in: = (x, y)
```

As an example of using such a function that requires equality types, suppose that `f` has polymorphic type `' 'a -> unit`. Then, `f 13` is type correct because `int` is an equality type. On the other hand, `f 13.0` and `f (fn x => x)` are not type correct, because `real` and arrow types are not equality types. We can test these facts with the following short programs. First, we verify that such an `f` can be applied to integers.

```
functor Ok (val f: ' 'a -> unit): sig end =
 struct
 val () = f 13
 val () = f 14
 end
```

We can do better, and verify that such an `f` can be applied to any integer.

```
functor Ok (val f: ' 'a -> unit): sig end =
 struct
 fun g (x: int) = f x
 end
```

Even better, we don't need to introduce a dummy function name; we can use a type constraint.

```
functor Ok (val f: ' 'a -> unit): sig end =
 struct
 val _ = f: int -> unit
 end
```

Even better, we can use a signature constraint.

```
functor Ok (S: sig val f: 'a -> unit end):
 sig val f: int -> unit end = S
```

This functor concisely verifies that a function of polymorphic type 'a -> unit can be safely used as a function of type int -> unit.

As above, we can verify that such an f can not be used at non equality types.

```
functor Bad (S: sig val f: 'a -> unit end):
 sig val f: real -> unit end = S
```

```
functor Bad (S: sig val f: 'a -> unit end):
 sig val f: ('a -> 'a) -> unit end = S
```

For each of these programs, MLton reports the following error.

```
Error: z.sml 2.4.
Variable type in structure disagrees with signature.
variable: f
structure: [<equality>] -> _
signature: [<non-equality>] -> _
```

## Equality type variables in type and datatype declarations

Equality type variables can be used in type and datatype declarations; however they play no special role. For example,

```
type 'a t = 'a * int
```

is completely identical to

```
type ''a t = ''a * int
```

In particular, such a definition does *not* require that t only be applied to equality types.

Similarly,

```
datatype 'a t = A | B of 'a
```

is completely identical to

```
datatype ''a t = A | B of ''a
```

---

Last edited on 2005-12-01 04:00:38 by [StephenWeeks](#).

# EtaExpansion

Eta expansion is a simple syntactic change used to work around the ValueRestriction in Standard ML.

The eta expansion of an expression  $e$  is the expression  $\text{fn } z \Rightarrow e \ z$ , where  $z$  does not occur in  $e$ . This only makes sense if  $e$  denotes a function, i.e. is of arrow type. Eta expansion delays the evaluation of  $e$  until the function is applied, and will re-evaluate  $e$  each time the function is applied.

The name "eta expansion" comes from the eta-conversion rule of the lambda calculus. Expansion refers to the directionality of the equivalence being used, namely taking  $e$  to  $\text{fn } z \Rightarrow e \ z$  rather than  $\text{fn } z \Rightarrow e \ z$  to  $e$  (eta contraction).

---

Last edited on 2006-03-28 00:57:50 by StephenWeeks.

## FAQ

Feel free to ask questions and to update answers by editing this page. Since we try to make as much information as possible available on the web site and we like to avoid duplication, many of the answers are simply links to a web page that answers the question.

### How do you pronounce MLton?

Pronounce

### What SML software has been ported to MLton?

Libraries

### What graphical libraries are available for MLton?

Libraries

### How does MLton's performance compare to other SML compilers and to other languages?

MLton has excellent performance.

### Does MLton treat monomorphic arrays and vectors specially?

MLton implements monomorphic arrays and vectors (e.g. `BoolArray`, `Word8Vector`) exactly as instantiations of their polymorphic counterpart (e.g. `bool array`, `Word8.word vector`). Thus, there is no need to use the monomorphic versions except when required to interface with the Basis Library or for portability with other SML implementations.

### Why do I get a Segfault/Bus error in a program that uses IntInf/LargeInt to calculate numbers with several hundred thousand digits?

GnuMP

### How can I decrease compile-time memory usage?

- Compile with `-verbose 3` to find out if the problem is due to an SSA optimization pass. If so, compile with `-drop-pass pass` to skip that pass.
- Compile with `@MLton hash-cons 0.5 --`, which will instruct the runtime to hash cons the heap every other GC.
- Compile with `-polyvariance false`, which is an undocumented option that causes less code duplication.

Also, please Contact us to let us know the problem to help us better understand MLton's limitations.

## How do I see what has changed recently in the wiki?

 [RecentChanges](#)

## How portable is SML code across SML compilers?

[StandardMLPortability](#)

---

Last edited on 2005-12-02 01:19:12 by [StephenWeeks](#).



# Features

MLton has the following features.

## Portability

- Runs on a variety of platforms.
  - ◆ AMD64:
    - ◇ FreeBSD
    - ◇ Linux (Debian, Red Hat, ...)
  - ◆ HPPA:
    - ◇ HPUX (11.00 and above)
    - ◇ Linux (Debian)
  - ◆ PowerPC:
    - ◇ AIX (5.1 and above)
    - ◇ Darwin (Mac OS X)
    - ◇ Linux (Debian)
  - ◆ X86:
    - ◇ Cygwin/Windows
    - ◇ Darwin (Mac OS X)
    - ◇ FreeBSD
    - ◇ Linux (Debian, Red Hat, ...)
    - ◇ MinGW/Windows
    - ◇ NetBSD
    - ◇ OpenBSD
  - ◆ Sparc
    - ◇ Linux (Debian)
    - ◇ Solaris

## Robustness

- Supports the full SML 97 language as given in The Definition of Standard ML (Revised).  
If there is a program that is valid according to The Definition that is rejected by MLton, or a program that is invalid according to the Definition that is accepted by MLton, it is a bug. For a list of known bugs, see UnresolvedBugs.
- A complete implementation of the Basis Library.  
MLton's implementation matches latest Basis Library specification, and includes a complete implementation of all the required modules, as well as many of the optional modules.
- Generates standalone executables.  
No additional code or libraries are necessary in order to run an executable, except for the standard shared libraries. MLton can also generate statically linked executables.
- Compiles large programs.  
MLton is sufficiently efficient and robust that it can compile large programs, including itself (over 140K lines). The distributed version of MLton was compiled by MLton.
- Support for large amounts of memory (up to 4G on 32-bit systems; more on 64-bit systems).
- Array lengths up to  $2^{31} - 1$ , the largest possible twos-complement 32-bit integer.
- Support for large files, using 64-bit file positions.

## Performance

- Executables have excellent running times.
- Generates small executables.  
MLton takes advantage of whole-program compilation to perform very aggressive dead-code elimination, which often leads to smaller executables than with other SML compilers.
- Native integers, reals, and words.  
In MLton, integers and words are 32 bits and arithmetic does not have any overhead due to tagging or boxing. Also, reals are stored unboxed, avoiding any overhead due to boxing.
- Unboxed native arrays.  
In MLton, an array (or vector) of integers, reals, or words uses the natural C-like representation. This is fast and supports easy exchange of data with C. Monomorphic arrays (and vectors) use the same C-like representations as their polymorphic counterparts.
- Multiple garbage collection strategies.
- Fast arbitrary precision arithmetic (`IntInf`) based on the GnuMP.  
For `IntInf` intensive programs, MLton can be an order of magnitude or more faster than Poly/ML or SML/NJ.

## Tools

- Source-level Profiling of both time and allocation.
- MLLex lexer generator
- MLYacc parser generator
- ML-NLFFIGEN

## Extensions

- A simple and fast C ForeignFunctionInterface that supports calling from SML to C and from C to SML.
- The ML Basis system for programming in the very large, separate delivery of library sources, and more.
- A number of extension libraries that provide useful functionality that cannot be implemented with the Basis Library. See below for an overview and MLtonStructure for details.
  - ◆ continuations  
MLton supports continuations via `callcc` and `throw`.
  - ◆ finalization  
MLton supports finalizable values of arbitrary type.
  - ◆ interval timers  
MLton supports the functionality of the C `setitimer` function.
  - ◆ random numbers  
MLton has functions similar to the C `rand` and `srand` functions, as well as support for access to `/dev/random` and `/dev/urandom`.
  - ◆ resource limits  
MLton has functions similar to the C `getrlimit` and `setrlimit` functions.
  - ◆ resource usage  
MLton supports a subset of the functionality of the C `getrusage` function.
  - ◆ signal handlers  
MLton supports signal handlers written in SML. Signal handlers run in a separate MLton thread, and have access to the thread that was interrupted by the signal. Signal handlers can be

used in conjunction with threads to implement preemptive multitasking.

◆ size primitive

MLton includes a primitive that returns the size (in bytes) of any object. This can be useful in understanding the space behavior of a program.

◆ system logging

MLton has a complete interface to the C `syslog` function.

◆ threads

MLton has support for its own threads, upon which either preemptive or non-preemptive multitasking can be implemented. MLton also has support for Concurrent ML (CML).

◆ weak pointers

MLton supports weak pointers, which allow the garbage collector to reclaim objects that it would otherwise be forced to keep. Weak pointers are also used to provide finalization.

◆ world save and restore

MLton has a facility for saving the entire state of a computation to a file and restarting it later. This facility can be used for staging and for checkpointing computations. It can even be used from within signal handlers, allowing interrupt driven checkpointing.

---

Last edited on 2007-08-24 21:51:26 by MatthewFluet.

# FirstClassPolymorphism

First-class polymorphism is the ability to treat polymorphic functions just like other values: pass them as arguments, store them in data structures, etc. Although Standard ML does have polymorphic functions, it does not support first-class polymorphism.

For example, the following declares and uses the polymorphic function `id`.

```
val id = fn x => x
val _ = id 13
val _ = id "foo"
```

If SML supported first-class polymorphism, we could write the following.

```
fun useId id = (id 13; id "foo")
```

However, this does not type check. MLton reports the following error.

```
Error: z.sml 1.24.
Function applied to incorrect argument.
 expects: [int]
 but got: [string]
 in: id "foo"
```

The error message arises because MLton infers from `id 13` that `id` accepts an integer argument, but that `id "foo"` is passing a string. Using explicit types sheds some light on the problem.

```
fun useId (id: 'a -> 'a) = (id 13; id "foo")
```

On this, MLton reports the following errors.

```
Error: z.sml 1.29.
Function applied to incorrect argument.
 expects: ['a]
 but got: [int]
 in: id 13
Error: z.sml 1.36.
Function applied to incorrect argument.
 expects: ['a]
 but got: [string]
 in: id "foo"
```

The errors arise because the argument `id` is *not* polymorphic; rather, it is monomorphic, with type `'a -> 'a`. It is perfectly valid to apply `id` to a value of type `'a`, as in the following

```
fun useId (id: 'a -> 'a, x: 'a) = id x (* type correct *)
```

So, what is the difference between the type specification on `id` in the following two declarations?

```
val id: 'a -> 'a = fn x => x
fun useId (id: 'a -> 'a) = (id 13; id "foo")
```

While the type specifications on `id` look identical, they mean different things. The difference can be made clearer by explicitly scoping the type variables.

```
val 'a id: 'a -> 'a = fn x => x
fun 'a useId (id: 'a -> 'a) = (id 13; id "foo") (* type error *)
```

In `val 'a id`, the type variable scoping means that for any `'a`, `id` has type `'a -> 'a`. Hence, `id` can be applied to arguments of type `int`, `real`, etc. Similarly, in `fun 'a useId`, the scoping means that `useId` is a polymorphic function that for any `'a` takes a function of type `'a -> 'a` and does something. Thus, `useId` could be applied to a function of type `int -> int`, `real -> real`, etc.

One could imagine an extension of SML that allowed scoping of type variables at places other than `fun` or `val` declarations, as in the following.

```
fun useId (id: ('a). 'a -> 'a) = (id 13; id "foo") (* not SML *)
```

Such an extension would need to be thought through very carefully, as it could cause significant complications with TypeInference, possible even undecidability.

---

Last edited on 2005-12-01 04:14:09 by StephenWeeks.

# Fixpoints

This page discusses a framework that makes it possible to compute fixpoints over arbitrary products of abstract types. The code is from an Extended Basis library ([README](#)).

First the signature of the framework ([Tie.sig](#)):

```
(**
 * A framework for computing fixpoints.
 *
 * In a strict language you sometimes want to provide a fixpoint
 * combinator for an abstract type {t} to make it possible to write
 * recursive definitions. Unfortunately, a single combinator {fix} of the
 * type {(t -> t) -> t} does not support mutual recursion. To support
 * mutual recursion, you would need to provide a family of fixpoint
 * combinators having types of the form {(u -> u) -> u} where {u} is a
 * type of the form {t * ... * t}. Unfortunately, even such a family of
 * fixpoint combinators does not support mutual recursion over different
 * abstract types.
 *)
signature TIE = sig
 type 'a dom and 'a cod
 type 'a t = 'a dom -> 'a cod
 (**
 * The type of fixpoint witnesses.
 *
 * The type constructors {dom} and {cod} are used to expose the arrow
 * {->} type constructor (to allow eta-expansion) while keeping the
 * domain and codomain abstract.
 *)
 val fix : 'a t -> 'a Fix.t
 (**
 * Produces a fixpoint combinator from the given witness. For example,
 * one can make a mutually recursive definition of functions:
 *
 * > val isEven & isOdd =
 * > let open Tie in fix (function *` function) end
 * > (fn isEven & isOdd =>
 * > (fn 0 => true
 * > | 1 => false
 * > | n => isOdd (n-1)) &
 * > (fn 0 => false
 * > | 1 => true
 * > | n => isEven (n-1)))
 *
 *)

 (** == Making New Witnesses == *)

 val pure : ('a * 'a UnOp.t) Thunk.t -> 'a t
 (**
 * {pure} is a more general version of {tier}. It is mostly useful for
 * computing fixpoints in a non-imperative manner.
 *)

 val tier : ('a * 'a Effect.t) Thunk.t -> 'a t
 (**
 * {tier} is used to define fixpoint witnesses for new abstract types
 * by providing a thunk whose instantiation allocates a mutable proxy

```

```

 * and a procedure for updating it with the result.
 *)

val id : 'a -> 'a t
(** {id x} is equivalent to {pure (const (x, id))}. *)

(** == Combining Existing Witnesses == *)

val iso : 'b t -> ('a, 'b) Iso.t -> 'a t
(**
 * Given an isomorphism between {'a} and {'b} and a witness for {'b},
 * produces a witness for {'a}. This is useful when you have a new
 * type that is isomorphic to some old type for which you already have
 * a witness.
 *)

val *` : 'a t * 'b t -> ('a, 'b) Product.t t
(**
 * Given witnesses for {'a} and {'b} produces a witness for the product
 * {'a, 'b} Product.t}. This is used when mutual recursion is needed.
 *)

val tuple2 : 'a t * 'b t -> ('a * 'b) t
(**
 * Given witnesses for {'a} and {'b} produces a witness for the product
 * {'a * 'b}.
 *)

(** == Particular Witnesses == *)

val function : ('a -> 'b) t
(** Witness for functions. *)
end

```

`fix` is a type-indexed function. The type-index parameter to `fix` is called a "witness". To compute fixpoints over products, one uses the `*`` operator to combine witnesses. To provide a fixpoint combinator for an abstract type, one implements a witness providing a thunk whose instantiation allocates a fresh, mutable proxy and a procedure for updating the proxy with the solution. Naturally this means that not all possible ways of computing a fixpoint of a particular type are possible under the framework. The `pure` combinator is a generalization of `tier`. The `iso` combinator is provided for reusing existing witnesses.

Note that instead of using an infix operator, we could alternatively employ an interface using `Fold`. Also, witnesses are eta-expanded to work around the value restriction, while maintaining abstraction.

Here is the implementation ([Tie.sml](#)):

```

structure Tie :> TIE = struct
 open Product
 infix &
 type 'a dom = Unit.t
 type 'a cod = ('a * 'a UnOp.t) Thunk.t
 type 'a t = 'a dom -> 'a cod
 fun fix aT f = let val (a, ta) = aT () () in ta (f a) end
 val pure = Thunk.mk
 fun iso bT (iso as (_, b2a)) () () = let
 val (b, fB) = bT () ()
 in
 (b2a b, Fn.map iso fB)
 end

```

```

fun op *` (aT, bT) () () = let
 val (a, fA) = aT () ()
 val (b, fB) = bT () ()
in
 (a & b, Product.map (fA, fB))
end
(* The rest are not primitive operations. *)
fun tuple2 ab = iso (op *` ab) Product.isoTuple2
fun tier th = pure ((fn (a, ua) => (a, Fn.const a o ua)) o th)
fun id x = pure (Fn.const (x, Fn.id))
fun function ? =
 pure (fn () => let
 val r = ref (Basic.raising Fix.Fix)
 in
 (fn x => !r x, fn f => (r := f ; f))
 end) ?
end

```

Let's then take a look at a couple of additional examples.

Here is a naive implementation of lazy promises:

```

structure Promise :> sig
 type 'a t
 val lazy : 'a Thunk.t -> 'a t
 val force : 'a t -> 'a
 val Y : 'a t Tie.t
end = struct
 datatype 'a t' =
 EXN of exn
 | THUNK of 'a Thunk.t
 | VALUE of 'a
 type 'a t = 'a t' Ref.t
 fun lazy f = ref (THUNK f)
 fun force t =
 case !t
 of EXN e => raise e
 | THUNK f => (t := VALUE (f ()) handle e => t := EXN e ; force t)
 | VALUE v => v
 fun Y ? = Tie.tier (fn () => let
 val r = lazy (raising Fix.Fix)
 in
 (r, r <\ op := o !)
 end) ?
end

```

An example use of our naive lazy promises is to implement equally naive lazy streams:

```

structure Stream :> sig
 type 'a t
 val cons : 'a * 'a t -> 'a t
 val get : 'a t -> ('a * 'a t) Option.t
 val Y : 'a t Tie.t
end = struct
 datatype 'a t = IN of ('a * 'a t) Option.t Promise.t
 fun cons (x, xs) = IN (Promise.lazy (fn () => SOME (x, xs)))
 fun get (IN p) = Promise.force p
 fun Y ? = Tie.iso Promise.Y (fn IN p => p, IN) ?
end

```



Note that above we make use of the `iso` combinator. Here is a finite representation of an infinite stream of ones:

```
val ones = let
 open Tie Stream
in
 fix Y (fn ones => cons (1, ones))
end
```

---

Last edited on 2007-08-25 21:26:24 by [VesaKarvonen](#).

# Flatten

Flatten is an optimization pass for the SSA IntermediateLanguage, invoked from SSASimplify.

## Description

This pass flattens arguments to SSA constructors, blocks, and functions.

If a tuple is explicitly available at all uses of a function (resp. block), then:

- The formals and call sites are changed so that the components of the tuple are passed.
- The tuple is reconstructed at the beginning of the body of the function (resp. block).

Similarly, if a tuple is explicitly available at all uses of a constructor, then:

- The constructor argument datatype is changed to flatten the tuple type.
- The tuple is passed flat at each `ConApp`.
- The tuple is reconstructed at each `Case` transfer target.

## Implementation

 [flatten.sig](#)  [flatten.fun](#)

## Details and Notes

---

Last edited on 2006-11-02 17:52:58 by MatthewFluet.

# Fold

This page describes a technique that enables convenient syntax for a number of language features that are not explicitly supported by Standard ML, including: variable number of arguments, optional arguments and labeled arguments, array and vector literals, functional record update, and (seemingly) dependently typed functions like printf and scanf.

The key idea to *fold* is to define functions `fold`, `step0`, and `$` such that the following equation holds.

```
fold (a, f) (step0 h1) (step0 h2) ... (step0 hn) $
= f (hn (... (h2 (h1 a))))
```

The name `fold` comes because this is like a traditional list fold, where `a` is the *base element*, and each *step function*, `step0 hi`, corresponds to one element of the list and does one step of the fold. The name `$` is chosen to mean *end of arguments* from its common use in regular-expression syntax.

Unlike the usual list fold in which the same function is used to step over each element in the list, this fold allows the step functions to be different from each other, and even to be of different types. Also unlike the usual list fold, this fold includes a *finishing function*, `f`, that is applied to the result of the fold. The presence of the finishing function may seem odd because there is no analogy in list fold. However, the finishing function is essential; without it, there would be no way for the folder to perform an arbitrary computation after processing all the arguments. The examples below will make this clear.

The functions `fold`, `step0`, and `$` are easy to define.

```
fun $ (a, f) = f a
fun id x = x
structure Fold =
 struct
 fun fold (a, f) g = g (a, f)
 fun step0 h (a, f) = fold (h a, f)
 end
```

We've placed `fold` and `step0` in the `Fold` structure but left `$` at the toplevel because it is convenient in code to always have `$` in scope. We've also defined the identity function, `id`, at the toplevel since we use it so frequently.

Plugging in the definitions, it is easy to verify the equation from above.

```
fold (a, f) (step0 h1) (step0 h2) ... (step0 hn) $
= step0 h1 (a, f) (step0 h2) ... (step0 hn) $
= fold (h1 a, f) (step0 h2) ... (step0 hn) $
= step0 h2 (h1 a, f) ... (step0 hn) $
= fold (h2 (h1 a), f) ... (step0 hn) $
...
= fold (hn (... (h2 (h1 a))), f) $
= $ (hn (... (h2 (h1 a))), f)
= f (hn (... (h2 (h1 a))))
```

## Example: variable number of arguments

The simplest example of fold is accepting a variable number of (curried) arguments. We'll define a function `f` and argument `a` such that all of the following expressions are valid.

```
f $
f a $
f a a $
f a a a $
f a a a ... a a a $ (* as many a's as we want *)
```

Off-hand it may appear impossible that all of the above expressions are type correct SML -- how can a function `f` accept a variable number of curried arguments? What could the type of `f` be? We'll have more to say later on how type checking works. For now, once we have supplied the definitions below, you can check that the expressions are type correct by feeding them to your favorite SML implementation.

It is simple to define `f` and `a`. We define `f` as a folder whose base element is `()` and whose finish function does nothing. We define `a` as the step function that does nothing. The only trickiness is that we must eta expand the definition of `f` and `a` to work around the ValueRestriction; we frequently use eta expansion for this purpose without mention.

```
val base = ()
fun finish () = ()
fun step () = ()
val f = fn z => Fold.fold (base, finish) z
val a = fn z => Fold.step0 step z
```

One can easily apply the fold equation to verify by hand that `f` applied to any number of `a`'s evaluates to `()`.

```
f a ... a $
= finish (step (... (step base)))
= finish (step (... ()))
...
= finish ()
= ()
```

## Example: variable-argument sum

Let's look at an example that computes something: a variable-argument function `sum` and a stepper `a` such that

```
sum (a i1) (a i2) ... (a im) $ = i1 + i2 + ... + im
```

The idea is simple -- the folder starts with a base accumulator of 0 and the stepper adds each element to the accumulator, `s`, which the folder simply returns at the end.

```
val sum = fn z => Fold.fold (0, fn s => s) z
fun a i = Fold.step0 (fn s => i + s)
```

Using the fold equation, one can verify the following.

```
sum (a 1) (a 2) (a 3) $ = 6
```

## Step1

It is sometimes syntactically convenient to omit the parentheses around the steps in a fold. This is easily done by defining a new function, `step1`, as follows.

```

structure Fold =
 struct
 open Fold
 fun step1 h (a, f) b = fold (h (b, a), f)
 end

```

From the definition of `step1`, we have the following equivalence.

```

fold (a, f) (step1 h) b
= step1 h (a, f) b
= fold (h (b, a), f)

```

Using the above equivalence, we can compute the following equation for `step1`.

```

fold (a, f) (step1 h1) b1 (step1 h2) b2 ... (step1 hn) bn $
= fold (h1 (b1, a), f) (step1 h2) b2 ... (step1 hn) bn $
= fold (h2 (b2, h1 (b1, a)), f) ... (step1 hn) bn $
= fold (hn (bn, ... (h2 (b2, h1 (b1, a)))), f) $
= f (hn (bn, ... (h2 (b2, h1 (b1, a)))))

```

Here is an example using `step1` to define a variable-argument product function, `prod`, with a convenient syntax.

```

val prod = fn z => Fold.fold (1, fn p => p) z
val ` = fn z => Fold.step1 (fn (i, p) => i * p) z

```

The functions `prod` and ``` satisfy the following equation.

```

prod `i1 `i2 ... `im $ = i1 * i2 * ... * im

```

Note that in SML, ``i1` is two different tokens, ``` and `i1`. We often use ``` for an instance of a `step1` function because of its syntactic unobtrusiveness and because no space is required to separate it from an alphanumeric token.

Also note that there are no parenthesis around the steps. That is, the following expression is not the same as the above one (in fact, it is not type correct).

```

prod (`i1) (`i2) ... (`im) $

```

## Example: list literals

SML already has a syntax for list literals, e.g. `[w, x, y, z]`. However, using `fold`, we can define our own syntax.

```

val list = fn z => Fold.fold ([], rev) z
val ` = fn z => Fold.step1 (op ::) z

```

The idea is that the folder starts out with the empty list, the steps accumulate the elements into a list, and then the finishing function reverses the list at the end.

With these definitions one can write a list like:

```

list `w `x `y `z $

```

While the example is not practically useful, it does demonstrate the need for the finishing function to be incorporated in `fold`. Without a finishing function, every use of `list` would need to be wrapped in `rev`, as follows.

```
rev (list `w `x `y `z $)
```

The finishing function allows us to incorporate the reversal into the definition of `list`, and to treat `list` as a truly variable argument function, performing an arbitrary computation after receiving all of its arguments.

See [ArrayLiteral](#) for a similar use of `fold` that provides a syntax for array and vector literals, which are not built in to SML.

## Fold right

Just as `fold` is analogous to a fold left, in which the functions are applied to the accumulator left-to-right, we can define a variant of `fold` that is analogous to a fold right, in which the functions are applied to the accumulator right-to-left. That is, we can define functions `foldr` and `step0` such that the following equation holds.

```
foldr (a, f) (step0 h1) (step0 h2) ... (step0 hn) $
= f (h1 (h2 (... (hn a))))
```

The implementation of fold right is easy, using `fold`. The idea is for the fold to start with `f` and for each step to precompose the next `hi`. Then, the finisher applies the composed function to the base value, `a`. Here is the code.

```
structure Foldr =
 struct
 fun foldr (a, f) = Fold.fold (f, fn g => g a)
 fun step0 h = Fold.step0 (fn g => g o h)
 end
```

Verifying the fold-right equation is straightforward, using the fold-left equation.

```
foldr (a, f) (Foldr.step0 h1) (Foldr.step0 h2) ... (Foldr.step0 hn) $
= fold (f, fn g => g a)
 (Fold.step0 (fn g => g o h1))
 (Fold.step0 (fn g => g o h2))
 ...
 (Fold.step0 (fn g => g o hn)) $
= (fn g => g a)
 ((fn g => g o hn) (... ((fn g => g o h2) ((fn g => g o h1) f))))
= (fn g => g a)
 ((fn g => g o hn) (... ((fn g => g o h2) (f o h1))))
= (fn g => g a) ((fn g => g o hn) (... (f o h1 o h2)))
= (fn g => g a) (f o h1 o h2 o ... o hn)
= (f o h1 o h2 o ... o hn) a
= f (h1 (h2 (... (hn a))))
```

One can also define the fold-right analogue of `step1`.

```
structure Foldr =
 struct
 open Foldr
 fun step1 h = Fold.step1 (fn (b, g) => g o (fn a => h (b, a)))
```

end

## Example: list literals via fold right

Revisiting the list literal example from earlier, we can use fold right to define a syntax for list literals that doesn't do a reversal.

```
val list = fn z => Foldr.foldr ([], fn l => l) z
val ` = fn z => Foldr.step1 (op ::) z
```

As before, with these definitions, one can write a list like:

```
list `w `x `y `z $
```

The difference between the fold-left and fold-right approaches is that the fold-right approach does not have to reverse the list at the end, since it accumulates the elements in the correct order. In practice, MLton will simplify away all of the intermediate function composition, so the the fold-right approach will be more efficient.

## Mixing steppers

All of the examples so far have used the same step function throughout a fold. This need not be the case. For example, consider the following.

```
val n = fn z => Fold.fold (0, fn i => i) z
val I = fn z => Fold.step0 (fn i => i * 2) z
val O = fn z => Fold.step0 (fn i => i * 2 + 1) z
```

Here we have one folder, `n`, that can be used with two different steppers, `I` and `O`. By using the fold equation, one can verify the following equations.

```
n O $ = 0
n I $ = 1
n I O $ = 2
n I O I $ = 5
n I I I O $ = 14
```

That is, we've defined a syntax for writing binary integer constants.

Not only can one use different instances of `step0` in the same fold, one can also intermix uses of `step0` and `step1`. For example, consider the following.

```
val n = fn z => Fold.fold (0, fn i => i) z
val O = fn z => Fold.step0 (fn i => n * 8) z
val ` = fn z => Fold.step1 (fn (i, n) => n * 8 + i) z
```

Using the straightforward generalization of the fold equation to mixed steppers, one can verify the following equations.

```
n 0 $ = 0
n `3 O $ = 24
n `1 O `7 $ = 71
```

That is, we've defined a syntax for writing octal integer constants, with a special syntax, `O`, for the zero digit (admittedly contrived, since one could just write ``0` instead of `O`).

See [NumericLiteral](#) for a practical extension of this approach that supports numeric constants in any base and of any type.

## (Seemingly) dependent types

A normal list fold always returns the same type no matter what elements are in the list or how long the list is. Variable-argument fold is more powerful, because the result type can vary based both on the arguments that are passed and on their number. This can provide the illusion of dependent types.

For example, consider the following.

```
val f = fn z => Fold.fold ((), id) z
val a = fn z => Fold.step0 (fn () => "hello") z
val b = fn z => Fold.step0 (fn () => 13) z
val c = fn z => Fold.step0 (fn () => (1, 2)) z
```

Using the fold equation, one can verify the following equations.

```
f a $ = "hello": string
f b $ = 13: int
f c $ = (1, 2): int * int
```

That is, `f` returns a value of a different type depending on whether it is applied to argument `a`, argument `b`, or argument `c`.

The following example shows how the type of a fold can depend on the number of arguments.

```
val grow = fn z => Fold.fold ([], fn l => l) z
val a = fn z => Fold.step0 (fn x => [x]) z
```

Using the fold equation, one can verify the following equations.

```
grow $ = []: 'a list
grow a $ = [[]]: 'a list list
grow a a $ = [[[]]]: 'a list list list
```

Clearly, the result type of a call to the variable argument `grow` function depends on the number of arguments that are passed.

As a reminder, this is well-typed SML. You can check it out in any implementation.

## (Seemingly) dependently-typed functional results

Fold is especially useful when it returns a curried function whose arity depends on the number of arguments. For example, consider the following.

```
val makeSum = fn z => Fold.fold (id, fn f => f 0) z
val I = fn z => Fold.step0 (fn f => fn i => fn x => f (x + i)) z
```



The `makeSum` folder constructs a function whose arity depends on the number of `I` arguments and that adds together all of its arguments. For example, `makeSum I $` is of type `int -> int` and `makeSum I I $` is of type `int -> int -> int`.

One can use the fold equation to verify that the `makeSum` works correctly. For example, one can easily check by hand the following equations.

```
makeSum I $ 1 = 1
makeSum I I $ 1 2 = 3
makeSum I I I $ 1 2 3 = 6
```

Returning a function becomes especially interesting when there are steppers of different types. For example, the following `makeSum` folder constructs functions that sum integers and reals.

```
val makeSum = fn z => Foldr.foldr (id, fn f => f 0.0) z
val I = fn z => Foldr.step0 (fn f => fn x => fn i => f (x + real i)) z
val R = fn z => Foldr.step0 (fn f => fn x: real => fn r => f (x + r)) z
```

With these definitions, `makeSum I R $` is of type `int -> real -> real` and `makeSum R I I $` is of type `real -> int -> int -> real`. One can use the foldr equation to check the following equations.

```
makeSum I $ 1 = 1.0
makeSum I R $ 1 2.5 = 3.5
makeSum R I I $ 1.5 2 3 = 6.5
```

We used `foldr` instead of `fold` for this so that the order in which the specifiers `I` and `R` appear is the same as the order in which the arguments appear. Had we used `fold`, things would have been reversed.

An extension of this idea is sufficient to define Printf-like functions in SML.

## An idiom for combining steps

It is sometimes useful to combine a number of steps together and name them as a single step. As a simple example, suppose that one often sees an integer follower by a real in the `makeSum` example above. One can define a new *compound step* `IR` as follows.

```
val IR = fn u => Fold.fold u I R
```

With this definition in place, one can verify the following.

```
makeSum IR IR $ 1 2.2 3 4.4 = 10.6
```

In general, one can combine steps `s1`, `s2`, ... `sn` as

```
fn u => Fold.fold u s1 s2 ... sn
```

The following calculation shows why a compound step behaves as the composition of its constituent steps.

```
fold u (fn u => fold u s1 s2 ... sn)
= (fn u => fold u s1 s2 ... sn) u
= fold u s1 s2 ... sn
```

## Post composition

Suppose we already have a function defined via fold,  $w = \text{fold } (a, f)$ , and we would like to construct a new fold function that is like  $w$ , but applies  $g$  to the result produced by  $w$ . This is similar to function composition, but we can't just do  $g \circ w$ , because we don't want to use  $g$  until  $w$  has been applied to all of its arguments and received the end-of-arguments terminator  $\$$ .

More precisely, we want to define a post-composition function `post` that satisfies the following equation.

```
post (w, g) s1 ... sn $ = g (w s1 ... sn $)
```

Here is the definition of `post`.

```
structure Fold =
 struct
 open Fold
 fun post (w, g) s = w (fn (a, h) => s (a, g o h))
 end
```

The following calculations show that `post` satisfies the desired equation, where  $w = \text{fold } (a, f)$ .

```
post (w, g) s
= w (fn (a, h) => s (a, g o h))
= fold (a, f) (fn (a, h) => s (a, g o h))
= (fn (a, h) => s (a, g o h)) (a, f)
= s (a, g o f)
= fold (a, g o f) s
```

Now, suppose  $s_i = \text{step0 } h_i$  for  $i$  from 1 to  $n$ .

```
post (w, g) s1 s2 ... sn $
= fold (a, g o f) s1 s2 ... sn $
= (g o f) (hn (... (h1 a)))
= g (f (hn (... (h1 a))))
= g (fold (a, f) s1 ... sn $)
= g (w s1 ... sn $)
```

For a practical example of post composition, see [ArrayLiteral](#).

## Lift

We now define a peculiar-looking function, `lift0`, that is, equationally speaking, equivalent to the identity function on a step function.

```
fun lift0 s (a, f) = fold (fold (a, id) s $, f)
```

Using the definitions, we can prove the following equation.

```
fold (a, f) (lift0 (step0 h)) = fold (a, f) (step0 h)
```

Here is the proof.

```
fold (a, f) (lift0 (step0 h))
= lift0 (step0 h) (a, f)
```

```

= fold (fold (a, id) (step0 h) $, f)
= fold (step0 h (a, id) $, f)
= fold (fold (h a, id) $, f)
= fold ($ (h a, id), f)
= fold (id (h a), f)
= fold (h a, f)
= step0 h (a, f)
= fold (a, f) (step0 h)

```

If `lift0` is the identity, then why even define it? The answer lies in the typing of fold expressions, which we have, until now, left unexplained.

## Typing

Perhaps the most surprising aspect of fold is that it can be checked by the SML type system. The types involved in fold expressions are complex; fortunately type inference is able to deduce them. Nevertheless, it is instructive to study the types of fold functions and steppers. More importantly, it is essential to understand the typing aspects of fold in order to write down signatures of functions defined using fold and step.

Here is the `FOLD` signature, and a recapitulation of the entire `Fold` structure, with additional type annotations.

```

signature FOLD =
sig
 type ('a, 'b, 'c, 'd) step = 'a * ('b -> 'c) -> 'd
 type ('a, 'b, 'c, 'd) t = ('a, 'b, 'c, 'd) step -> 'd
 type ('a1, 'a2, 'b, 'c, 'd) step0 =
 ('a1, 'b, 'c, ('a2, 'b, 'c, 'd) t) step
 type ('a11, 'a12, 'a2, 'b, 'c, 'd) step1 =
 ('a12, 'b, 'c, 'a11 -> ('a2, 'b, 'c, 'd) t) step

 val fold: 'a * ('b -> 'c) -> ('a, 'b, 'c, 'd) t
 val lift0: ('a1, 'a2, 'a2, 'a2, 'a2) step0
 -> ('a1, 'a2, 'b, 'c, 'd) step0
 val post: ('a, 'b, 'c1, 'd) t * ('c1 -> 'c2)
 -> ('a, 'b, 'c2, 'd) t
 val step0: ('a1 -> 'a2) -> ('a1, 'a2, 'b, 'c, 'd) step0
 val step1: ('a11 * 'a12 -> 'a2)
 -> ('a11, 'a12, 'a2, 'b, 'c, 'd) step1
end

structure Fold:> FOLD =
struct
 type ('a, 'b, 'c, 'd) step = 'a * ('b -> 'c) -> 'd

 type ('a, 'b, 'c, 'd) t = ('a, 'b, 'c, 'd) step -> 'd

 type ('a1, 'a2, 'b, 'c, 'd) step0 =
 ('a1, 'b, 'c, ('a2, 'b, 'c, 'd) t) step

 type ('a11, 'a12, 'a2, 'b, 'c, 'd) step1 =
 ('a12, 'b, 'c, 'a11 -> ('a2, 'b, 'c, 'd) t) step

 fun fold (a: 'a, f: 'b -> 'c)
 (g: ('a, 'b, 'c, 'd) step): 'd =
 g (a, f)

 fun step0 (h: 'a1 -> 'a2)

```

```

 (a1: 'a1, f: 'b -> 'c): ('a2, 'b, 'c, 'd) t =
 fold (h a1, f)

 fun step1 (h: 'a11 * 'a12 -> 'a2)
 (a12: 'a12, f: 'b -> 'c)
 (a11: 'a11): ('a2, 'b, 'c, 'd) t =
 fold (h (a11, a12), f)

 fun lift0 (s: ('a1, 'a2, 'a2, 'a2, 'a2) step0)
 (a: 'a1, f: 'b -> 'c): ('a2, 'b, 'c, 'd) t =
 fold (fold (a, id) s $, f)

 fun post (w: ('a, 'b, 'c1, 'd) t,
 g: 'c1 -> 'c2)
 (s: ('a, 'b, 'c2, 'd) step): 'd =
 w (fn (a, h) => s (a, g o h))
end

```

That's a lot to swallow, so let's walk through it one step at a time. First, we have the definition of type `Fold.step`.

```
type ('a, 'b, 'c, 'd) step = 'a * ('b -> 'c) -> 'd
```

As a fold proceeds over its arguments, it maintains two things: the accumulator, of type `'a`, and the finishing function, of type `'b -> 'c`. Each step in the fold is a function that takes those two pieces (i.e. `'a * ('b -> 'c)`) and does something to them (i.e. produces `'d`). The result type of the step is completely left open to be filled in by type inference, as it is an arrow type that is capable of consuming the rest of the arguments to the fold.

A folder, of type `Fold.t`, is a function that consumes a single step.

```
type ('a, 'b, 'c, 'd) t = ('a, 'b, 'c, 'd) step -> 'd
```

Expanding out the type, we have:

```
type ('a, 'b, 'c, 'd) t = ('a * ('b -> 'c) -> 'd) -> 'd
```

This shows that the only thing a folder does is to hand its accumulator (`'a`) and finisher (`'b -> 'c`) to the next step (`'a * ('b -> 'c) -> 'd`). If SML had first-class polymorphism, we would write the fold type as follows.

```
type ('a, 'b, 'c) t = forall 'd. ('a, 'b, 'c, 'd) step -> 'd
```

This type definition shows that a folder had nothing to do with the rest of the fold, it only deals with the next step.

We now can understand the type of `fold`, which takes the initial value of the accumulator and the finishing function, and constructs a folder, i.e. a function awaiting the next step.

```

val fold: 'a * ('b -> 'c) -> ('a, 'b, 'c, 'd) t
fun fold (a: 'a, f: 'b -> 'c)
 (g: ('a, 'b, 'c, 'd) step): 'd =
 g (a, f)

```

Continuing on, we have the type of step functions.

```
type ('a1, 'a2, 'b, 'c, 'd) step0 =
 ('a1, 'b, 'c, ('a2, 'b, 'c, 'd) t) step
```

Expanding out the type a bit gives:

```
type ('a1, 'a2, 'b, 'c, 'd) step0 =
 'a1 * ('b -> 'c) -> ('a2, 'b, 'c, 'd) t
```

So, a step function takes the accumulator ('a1) and finishing function ('b -> 'c), which will be passed to it by the previous folder, and transforms them to a new folder. This new folder has a new accumulator ('a2) and the same finishing function.

Again, imagining that SML had first-class polymorphism makes the type clearer.

```
type ('a1, 'a2) step0 =
 Forall ('b, 'c). ('a1, 'b, 'c, ('a2, 'b, 'c) t) step
```

Thus, in essence, a step0 function is a wrapper around a function of type 'a1 -> 'a2, which is exactly what the definition of step0 does.

```
val step0: ('a1 -> 'a2) -> ('a1, 'a2, 'b, 'c, 'd) step0
fun step0 (h: 'a1 -> 'a2)
 (a1: 'a1, f: 'b -> 'c): ('a2, 'b, 'c, 'd) t =
 fold (h a1, f)
```

It is not much beyond step0 to understand step1.

```
type ('a11, 'a12, 'a2, 'b, 'c, 'd) step1 =
 ('a12, 'b, 'c, 'a11 -> ('a2, 'b, 'c, 'd) t) step
```

A step1 function takes the accumulator ('a12) and finisher ('b -> 'c) passed to it by the previous folder and transforms them into a function that consumes the next argument ('a11) and produces a folder that will continue the fold with a new accumulator ('a2) and the same finisher.

```
fun step1 (h: 'a11 * 'a12 -> 'a2)
 (a12: 'a12, f: 'b -> 'c)
 (a11: 'a11): ('a2, 'b, 'c, 'd) t =
 fold (h (a11, a12), f)
```

With first-class polymorphism, a step1 function is more clearly seen as a wrapper around a binary function of type 'a11 \* 'a12 -> 'a2.

```
type ('a11, 'a12, 'a2) step1 =
 Forall ('b, 'c). ('a12, 'b, 'c, 'a11 -> ('a2, 'b, 'c) t) step
```

The type of post is clear: it takes a folder with a finishing function that produces type 'c1, and a function of type 'c1 -> 'c2 to postcompose onto the folder. It returns a new folder with a finishing function that produces type 'c2.

```
val post: ('a, 'b, 'c1, 'd) t * ('c1 -> 'c2)
 -> ('a, 'b, 'c2, 'd) t
fun post (w: ('a, 'b, 'c1, 'd) t,
 g: 'c1 -> 'c2)
 (s: ('a, 'b, 'c2, 'd) step): 'd =
 w (fn (a, h) => s (a, g o h))
```

We will return to `lift0` after an example.

## An example typing

Let's type check our simplest example, a variable-argument fold. Recall that we have a folder `f` and a stepper `a` defined as follows.

```
val f = fn z => Fold.fold (), fn () => () z
val a = fn z => Fold.step0 (fn () => ()) z
```

Since the accumulator and finisher are uninteresting, we'll use some abbreviations to simplify things.

```
type 'd step = (unit, unit, unit, 'd) Fold.step
type 'd fold = 'd step -> 'd
```

With these abbreviations, `f` and `a` have the following polymorphic types.

```
f: 'd fold
a: 'd step
```

Suppose we want to type check

```
f a a a $: unit
```

As a reminder, the fully parenthesized expression is

```
((((f a) a) a) a) $
```

The observation that we will use repeatedly is that for any type `z`, if `f: z fold` and `s: z step`, then `f s: z`. So, if we want

```
(f a a a) $: unit
```

then we must have

```
f a a a: unit fold
$: unit step
```

Applying the observation again, we must have

```
f a a: unit fold fold
a: unit fold step
```

Applying the observation two more times leads to the following type derivation.

```
f: unit fold fold fold fold a: unit fold fold fold step
f a: unit fold fold fold a: unit fold fold step
f a a: unit fold fold a: unit fold step
f a a a: unit fold $: unit step
f a a a $: unit
```

So, each application is a fold that consumes the next step, producing a fold of one smaller type.

One can expand some of the type definitions in `f` to see that it is indeed a function that takes four curried arguments, each one a step function.

```
f: unit fold fold fold step
 -> unit fold fold step
 -> unit fold step
 -> unit step
 -> unit
```

This example shows why we must eta expand uses of `fold` and `step0` to work around the value restriction and make folders and steppers polymorphic. The type of a fold function like `f` depends on the number of arguments, and so will vary from use to use. Similarly, each occurrence of an argument like `a` has a different type, depending on the number of remaining arguments.

This example also shows that the type of a folder, when fully expanded, is exponential in the number of arguments: there are as many nested occurrences of the `fold` type constructor as there are arguments, and each occurrence duplicates its type argument. One can observe this exponential behavior in a type checker that doesn't share enough of the representation of types (e.g. one that represents types as trees rather than directed acyclic graphs).

Generalizing this type derivation to uses of `fold` where the accumulator and finisher are more interesting is straightforward. One simply includes the type of the accumulator, which may change, for each step, and the type of the finisher, which doesn't change from step to step.

## Typing lift

The lack of first-class polymorphism in SML causes problems if one wants to use a step in a first-class way. Consider the following `double` function, which takes a step, `s`, and produces a composite step that does `s` twice.

```
fun double s = fn u => Fold.fold u s s
```

The definition of `double` is not type correct. The problem is that the type of a step depends on the number of remaining arguments but that the parameter `s` is not polymorphic, and so can not be used in two different positions.

Fortunately, we can define a function, `lift0`, that takes a monotyped step function and *lifts* it into a polymorphic step function. This is apparent in the type of `lift0`.

```
val lift0: ('a1, 'a2, 'a2, 'a2, 'a2) step0
 -> ('a1, 'a2, 'b, 'c, 'd) step0
fun lift0 (s: ('a1, 'a2, 'a2, 'a2, 'a2) step0)
 (a: 'a1, f: 'b -> 'c): ('a2, 'b, 'c, 'd) t =
 fold (fold (a, id) s $, f)
```

The following definition of `double` uses `lift0`, appropriately eta wrapped, to fix the problem.

```
fun double s =
 let
 val s = fn z => Fold.lift0 s z
 in
 fn u => Fold.fold u s s
 end
```

With that definition of `double` in place, we can use it as in the following example.

```
val f = fn z => Fold.fold ((), fn () => ()) z
val a = fn z => Fold.step0 (fn () => ()) z
val a2 = fn z => double a z
val () = f a a2 a a2 $
```

Of course, we must eta wrap the call `double` in order to use its result, which is a step function, polymorphically.

## Hiding the type of the accumulator

For clarity and to avoid mistakes, it can be useful to hide the type of the accumulator in a fold. Reworking the simple variable-argument example to do this leads to the following.

```
structure S:>
sig
 type ac
 val f: (ac, ac, unit, 'd) Fold.t
 val s: (ac, ac, 'b, 'c, 'd) Fold.step0
end =
struct
 type ac = unit
 val f = fn z => Fold.fold ((), fn () => ()) z
 val s = fn z => Fold.step0 (fn () => ()) z
end
```

The idea is to name the accumulator type and use opaque signature matching to make it abstract. This can prevent improper manipulation of the accumulator by client code and ensure invariants that the folder and stepper would like to maintain.

For a practical example of this technique, see [ArrayLiteral](#).

## Also see

Fold has a number of practical applications. Here are some of them.

- [ArrayLiteral](#)
- [Fold01N](#)
- [FunctionalRecordUpdate](#)
- [NumericLiteral](#)
- [OptionalArguments](#)
- [Printf](#)
- [VariableArityPolymorphism](#)

---

Last edited on 2007-08-15 22:06:10 by [MatthewFluet](#).



## Fold01N

A common use pattern of [Fold](#) is to define a variable-arity function that combines multiple arguments together using a binary function. It is slightly tricky to do this directly using fold, because of the special treatment required for the case of zero or one argument. Here is a structure, `Fold01N`, that solves the problem once and for all, and eases the definition of such functions.

```
structure Fold01N =
 struct
 fun fold {finish, start, zero} =
 Fold.fold ((id, finish, fn () => zero, start),
 fn (finish, _, p, _) => finish (p ()))

 fun step0 {combine, input} =
 Fold.step0 (fn (_, finish, _, f) =>
 (finish,
 finish,
 fn () => f input,
 fn x' => combine (f input, x')))

 fun step1 {combine} z input =
 step0 {combine = combine, input = input} z
 end
```

If one has a value `zero`, and functions `start`, `c`, and `finish`, then one can define a variable-arity function `f` and stepper ``` as follows.

```
val f = fn z => Fold01N.fold {finish = finish, start = start, zero = zero} z
val ` = fn z => Fold01N.step1 {combine = c} z
```

One can then use the fold equation to prove the following equations.

```
f $ = zero
f `a1 $ = finish (start a1)
f `a1 `a2 $ = finish (c (start a1, a2))
f `a1 `a2 `a3 $ = finish (c (c (start a1, a2), a3))
...
```

For an example of `Fold01N`, see [VariableArityPolymorphism](#).

## Typing Fold01N

Here is the signature for `Fold01N`. We use a trick to avoid having to duplicate the definition of some rather complex types in both the signature and the structure. We first define the types in a structure. Then, we define them via type re-definitions in the signature, and via `open` in the full structure.

```
structure Fold01N =
 struct
 type ('input, 'accum1, 'accum2, 'answer, 'zero,
 'a, 'b, 'c, 'd, 'e) t =
 (('zero -> 'zero)
 * ('accum2 -> 'answer)
 * (unit -> 'zero)
 * ('input -> 'accum1),
 ('a -> 'b) * 'c * (unit -> 'a) * 'd,
```

```

 'b,
 'e) Fold.t

type ('input1, 'accum1, 'input2, 'accum2,
 'a, 'b, 'c, 'd, 'e, 'f) step0 =
 ('a * 'b * 'c * ('input1 -> 'accum1),
 'b * 'b * (unit -> 'accum1) * ('input2 -> 'accum2),
 'd, 'e, 'f) Fold.step0

type ('accum1, 'input, 'accum2,
 'a, 'b, 'c, 'd, 'e, 'f, 'g) step1 =
 ('a,
 'b * 'c * 'd * ('a -> 'accum1),
 'c * 'c * (unit -> 'accum1) * ('input -> 'accum2),
 'e, 'f, 'g) Fold.step1
end

signature FOLD_01N =
sig
 type ('a, 'b, 'c, 'd, 'e, 'f, 'g, 'h, 'i, 'j) t =
 ('a, 'b, 'c, 'd, 'e, 'f, 'g, 'h, 'i, 'j) Fold01N.t
 type ('a, 'b, 'c, 'd, 'e, 'f, 'g, 'h, 'i, 'j) step0 =
 ('a, 'b, 'c, 'd, 'e, 'f, 'g, 'h, 'i, 'j) Fold01N.step0
 type ('a, 'b, 'c, 'd, 'e, 'f, 'g, 'h, 'i, 'j) step1 =
 ('a, 'b, 'c, 'd, 'e, 'f, 'g, 'h, 'i, 'j) Fold01N.step1

 val fold:
 {finish: 'accum2 -> 'answer,
 start: 'input -> 'accum1,
 zero: 'zero}
 -> ('input, 'accum1, 'accum2, 'answer, 'zero,
 'a, 'b, 'c, 'd, 'e) t

 val step0:
 {combine: 'accum1 * 'input2 -> 'accum2,
 input: 'input1}
 -> ('input1, 'accum1, 'input2, 'accum2,
 'a, 'b, 'c, 'd, 'e, 'f) step0

 val step1:
 {combine: 'accum1 * 'input -> 'accum2}
 -> ('accum1, 'input, 'accum2,
 'a, 'b, 'c, 'd, 'e, 'f, 'g) step1
end

structure Fold01N: FOLD_01N =
struct
 open Fold01N

 fun fold {finish, start, zero} =
 Fold.fold ((id, finish, fn () => zero, start),
 fn (finish, _, p, _) => finish (p ()))

 fun step0 {combine, input} =
 Fold.step0 (fn (_, finish, _, f) =>
 (finish,
 finish,
 fn () => f input,
 fn x' => combine (f input, x'))))

 fun step1 {combine} z input =

```

```
 step0 {combine = combine, input = input} z
end
```

---

Last edited on 2006-03-21 23:10:39 by VesaKarvonen.

# ForLoops

A `for`-loop is typically used to iterate over a range of consecutive integers that denote indices of some sort. For example, in OCaml a `for`-loop takes either the form

```
for <name> = <lower> to <upper> do <body> done
```

or the form

```
for <name> = <upper> downto <lower> do <body> done
```

Some languages provide considerably more flexible `for`-loop or `foreach`-constructs.

A bit surprisingly, Standard ML provides special syntax for `while`-loops, but not for `for`-loops. Indeed, in SML, many uses of `for`-loops are better expressed using `app`, `foldl/foldr`, `map` and many other higher-order functions provided by the Basis Library for manipulating lists, vectors and arrays. However, the Basis Library does not provide a function for iterating over a range of integer values. Fortunately, it is very easy to write one.

## A fairly simple design

The following implementation imitates both the syntax and semantics of the OCaml `for`-loop.

```
datatype for = to of int * int
 | downto of int * int

infix to downto

val for =
 fn lo to up =>
 (fn f => let fun loop lo = if lo > up then ()
 else (f lo; loop (lo+1))
 in loop lo end)
 | up downto lo =>
 (fn f => let fun loop up = if up < lo then ()
 else (f up; loop (up-1))
 in loop up end)
```

For example,

```
for (1 to 9)
 (fn i => print (Int.toString i))
```

would print 123456789 and

```
for (9 downto 1)
 (fn i => print (Int.toString i))
```

would print 987654321.

Straightforward formatting of nested loops

```
for (a to b)
```

```
(fn i =>
 for (c to d)
 (fn j =>
 ...))
```

is fairly readable, but tends to cause the body of the loop to be indented quite deeply.

## Off-by-one

The above design has an annoying feature. In practice, the upper bound of the iterated range is almost always excluded and most loops would subtract one from the upper bound:

```
for (0 to n-1) ...
for (n-1 downto 0) ...
```

It is probably better to break convention and exclude the upper bound by default, because it leads to more concise code and becomes idiomatic with very little practice. The iterator combinators described below exclude the upper bound by default.

## Iterator combinators

While the simple `for`-function described in the previous section is probably good enough for many uses, it is a bit cumbersome when one needs to iterate over a Cartesian product. One might also want to iterate over more than just consecutive integers. It turns out that one can provide a library of iterator combinators that allow one to implement iterators more flexibly.

Since the types of the combinators may be a bit difficult to infer from their implementations, let's first take a look at a signature of the iterator combinator library:

```
signature ITER =
sig
 type 'a t = ('a -> unit) -> unit

 val return : 'a -> 'a t
 val >=> : 'a t * ('a -> 'b t) -> 'b t

 val none : 'a t

 val to : int * int -> int t
 val downto : int * int -> int t

 val inList : 'a list -> 'a t
 val inVector : 'a vector -> 'a t
 val inArray : 'a array -> 'a t

 val using : ('a, 'b) StringCvt.reader -> 'b -> 'a t

 val when : 'a t * ('a -> bool) -> 'a t
 val by : 'a t * ('a -> 'b) -> 'b t
 val @@ : 'a t * 'a t -> 'a t
 val ** : 'a t * 'b t -> ('a, 'b) product t

 val for : 'a -> 'a
end
```

Several of the above combinators are meant to be used as infix operators. Here is a set of suitable infix declarations:

```
infix 2 to downto
infix 1 @@ when by
infix 0 >>= **
```

A few notes are in order:

- The 'a t type constructor with the return and >>= operators forms a monad.
- The to and downto combinators will omit the upper bound of the range.
- for is the identity function. It is purely for syntactic sugar and is not strictly required.
- The @@ combinator produces an iterator for the concatenation of the given iterators.
- The \*\* combinator produces an iterator for the Cartesian product of the given iterators.
  - ♦ See [ProductType](#) for the type constructor ('a, 'b) product used in the type of the iterator produced by \*\*.
- The using combinator allows one to iterate over slices, streams and many other kinds of sequences.
- when is the filtering combinator. The name when is inspired by [OCaml](#)'s guard clauses.
- by is the mapping combinator.

The below implementation of the ITER-signature makes use of the following basic combinators:

```
fun const x _ = x
fun flip f x y = f y x
fun id x = x
fun opt fno fso = fn NONE => fno () | SOME ? => fso ?
fun pass x f = f x
```

Here is an implementation the ITER-signature:

```
structure Iter :> ITER =
struct
 type 'a t = ('a -> unit) -> unit

 val return = pass
 fun (iA >>= a2iB) f = iA (flip a2iB f)

 val none = ignore

 fun (l to u) f = let fun `l = if l<u then (f l; `(l+1)) else () in `l end
 fun (u downto l) f = let fun `u = if u>l then (f (u-1); `(u-1)) else () in `u end

 fun inList ? = flip List.app ?
 fun inVector ? = flip Vector.app ?
 fun inArray ? = flip Array.app ?

 fun using get s f = let fun `s = opt (const ()) (fn (x, s) => (f x; `s)) (get s) in `s end

 fun (iA when p) f = iA (fn a => if p a then f a else ())
 fun (iA by g) f = iA (f o g)
 fun (iA @@ iB) f = (iA f : unit; iB f)
 fun (iA ** iB) f = iA (fn a => iB (fn b => f (a & b)))

 val for = id
end
```

Note that some of the above combinators (e.g. `**`) could be expressed in terms of the other combinators, most notably `return` and `>>=`. Another implementation issue worth mentioning is that `downto` is written specifically to avoid computing `1-1`, which could cause an `Overflow`.

To use the above combinators the `Iter`-structure needs to be opened

```
open Iter
```

and one usually also wants to declare the infix status of the operators as shown earlier.

Here is an example that illustrates some of the features:

```
for (0 to 10 when (fn x => x mod 3 <> 0) ** inList ["a", "b"] ** 2 downto 1 by real)
 (fn x & y & z =>
 print ("(^Int.toString x^", "\"^y^\"", "^Real.toString z^")\n"))
```

Using the `Iter` combinators one can easily produce more complicated iterators. For example, here is an iterator over a "triangle":

```
fun triangle (l, u) = l to u >>= (fn i => i to u >>= (fn j => return (i, j)))
```

---

Last edited on 2007-08-15 22:06:21 by [MatthewFluet](#).

# ForeignFunctionInterface

MLton's foreign function interface (FFI) extends Standard ML and makes it easy to take the address of C global objects, access C global variables, call from SML to C, and call from C to SML. MLton also provides ML-NLFFI, which is a higher-level FFI for calling C functions and manipulating C data from SML.

## Overview

- [Foreign Function Interface Types](#)
- [Foreign Function Interface Syntax](#)

## Importing Code into SML

- [Calling From SML To C](#)
- [Calling From SML To C Function Pointer](#)

## Exporting Code from SML

- [Calling From C To SML](#)

---

Last edited on 2007-05-21 06:24:27 by [VesaKarvonen](#).



# ForeignFunctionInterfaceSyntax

MLton extends the syntax of SML with expressions that enable a ForeignFunctionInterface to C. The following description of the syntax uses some abbreviations.

C base type      *cBaseTy*    Foreign Function Interface types  
 C argument type *cArgTy*   *cBaseTy*<sub>1</sub> \* ... \* *cBaseTy*<sub>n</sub> or unit  
 C return type    *cRetTy*    *cBaseTy* or unit  
 C function type   *cFuncTy* *cArgTy* -> *cRetTy*  
 C pointer type    *cPtrTy*    MLton.Pointer.t

The type annotation and the semicolon are not optional in the syntax of ForeignFunctionInterface expressions. However, the type is lexed, parsed, and elaborated as an SML type, so any type (including type abbreviations) may be used, so long as it elaborates to a type of the correct form.

## Address

```
_address "C function or variable name" : cPtrTy;
```

Denotes the address of the C function or variable.

## Symbol

```
_symbol "C variable name" attr... : (unit -> cBaseTy) * (cBaseTy -> unit);
```

Denotes the *getter* and *setter* for a C variable. The *cBaseTys* must be identical.

*attr...* denotes a (possibly empty) sequence of attributes.

- *alloc* : allocate storage (and export a symbol) for the C variable

```
_symbol * : cPtrTy -> (unit -> cBaseTy) * (cBaseTy -> unit);
```

Denotes the *getter* and *setter* for a C pointer to a variable. The *cBaseTys* must be identical.

## Import

```
_import "CFunctionName" attr... : cFuncTy;
```

Denotes an SML function whose behavior is implemented by calling the C function. See Calling from SML to C for more details.

```
_import * attr... : cPtrTy -> cFuncTy;
```

Denotes an SML function whose behavior is implemented by calling a C function through a C function pointer.

*attr...* denotes a (possibly empty) sequence of attributes.

- `cdecl` : call with the `cdecl` calling convention.
- `stdcall` : call with the `stdcall` calling convention.

See [Calling from SML to C function pointer](#) for more details.

## Export

```
_export "CFunctionName" attr... : cFuncTy -> unit;
```

Exports a C function with the name `CFunctionName` that can be used to call an SML function of the type `cFuncTy`. When the function denoted by the export expression is applied to an SML function `f`, subsequent C calls to `CFunctionName` will call `f`. It is an error to call `CFunctionName` before the export has been applied. The export may be applied more than once, with each application replacing any previous definition of `CFunctionName`.

`attr...` denotes a (possibly empty) sequence of attributes.

- `cdecl` : call with the `cdecl` calling convention.
- `stdcall` : call with the `stdcall` calling convention.

See [Calling from C to SML](#) for more details.

---

Last edited on 2007-08-23 04:24:43 by [MatthewFluet](#).

# ForeignFunctionInterfaceTypes

MLton's [ForeignFunctionInterface](#) only allows values of certain SML types to be passed between SML and C. The following types are allowed: `bool`, `char`, `int`, `real`, `word`. All of the different sizes of (fixed-sized) integers, reals, and words are supported as well: `Int8.int`, `Int16.int`, `Int32.int`, `Int64.int`, `Real32.real`, `Real64.real`, `Word8.word`, `Word16.word`, `Word32.word`, `Word64.word`. There is a special type, `MLton.Pointer.t`, for passing C pointers -- see [MLtonPointer](#) for details.

Arrays, refs, and vectors of the above types are also allowed. Because in MLton monomorphic arrays and vectors are exactly the same as their polymorphic counterpart, these are also allowed. Hence, `string`, `char vector`, and `CharVector.vector` are also allowed. Strings are not null terminated, unless you manually do so from the SML side.

Unfortunately, passing tuples or datatypes is not allowed because that would interfere with representation optimizations.

The C header file that `-export-header` generates includes `typedefs` for the C types corresponding to the SML types. Here is the mapping between SML types and C types.

| SML type                     | C typedef            | C type                       | Note                        |
|------------------------------|----------------------|------------------------------|-----------------------------|
| <code>array</code>           | <code>Pointer</code> | <code>unsigned char *</code> |                             |
| <code>bool</code>            | <code>Bool</code>    | <code>int32_t</code>         |                             |
| <code>char</code>            | <code>Char8</code>   | <code>uint8_t</code>         |                             |
| <code>Int8.int</code>        | <code>Int8</code>    | <code>int8_t</code>          |                             |
| <code>Int16.int</code>       | <code>Int16</code>   | <code>int16_t</code>         |                             |
| <code>Int32.int</code>       | <code>Int32</code>   | <code>int32_t</code>         |                             |
| <code>Int64.int</code>       | <code>Int64</code>   | <code>int64_t</code>         |                             |
| <code>int</code>             | <code>Int32</code>   | <code>int32_t</code>         | <a href="#">(default)</a>   |
| <code>MLton.Pointer.t</code> | <code>Pointer</code> | <code>unsigned char *</code> |                             |
| <code>Real32.real</code>     | <code>Real32</code>  | <code>float</code>           |                             |
| <code>Real64.real</code>     | <code>Real64</code>  | <code>double</code>          |                             |
| <code>real</code>            | <code>Real64</code>  | <code>double</code>          | <a href="#">(default)</a>   |
| <code>ref</code>             | <code>Pointer</code> | <code>unsigned char *</code> |                             |
| <code>string</code>          | <code>Pointer</code> | <code>unsigned char *</code> | <a href="#">(read only)</a> |
| <code>vector</code>          | <code>Pointer</code> | <code>unsigned char *</code> | <a href="#">(read only)</a> |
| <code>Word8.word</code>      | <code>Word8</code>   | <code>uint8_t</code>         |                             |
| <code>Word16.word</code>     | <code>Word16</code>  | <code>uint16_t</code>        |                             |
| <code>Word32.word</code>     | <code>Word32</code>  | <code>uint32_t</code>        |                             |
| <code>Word64.word</code>     | <code>Word64</code>  | <code>uint64_t</code>        |                             |
| <code>word</code>            | <code>Word32</code>  | <code>uint32_t</code>        | <a href="#">(default)</a>   |

Note (default): The default `int`, `real`, and `word` types may be set by the `-default-type` *type* [compiler option](#). The given C typedef and C types correspond to the default behavior.

Note (read only): Because MLton assumes that vectors and strings are read-only (and will perform optimizations that, for instance, cause them to share space), you must not modify the data pointed to by the

`unsigned char *` in C code.

Although the C type of an array, ref, or vector is always `Pointer`, in reality, the object has the natural C representation. Your C code should cast to the appropriate C type if you want to keep the C compiler from complaining.

When calling an imported C function from SML that returns an array, ref, or vector result or when calling an exported SML function from C that takes an array, ref, or string argument, then the object must be an ML object allocated on the ML heap. (Although an array, ref, or vector object has the natural C representation, the object also has an additional header used by the SML runtime system.)

---

Last edited on 2007-08-16 01:14:48 by MatthewFluet.

# FrontEnd

FrontEnd is a translation pass from source to the AST IntermediateLanguage.

## Description


This pass performs lexing and parsing to produce an abstract syntax tree.

## Implementation

 [front-end.sig](#)  [front-end.fun](#)

## Details and Notes

The lexer is produced by MLLex from  [ml.lex](#).

The parser is produced by MLYacc from  [ml.grm](#).

The specifications for the lexer and parser were originally taken from SML/NJ (version 109.32), but have been heavily modified since then.

---

Last edited on 2006-11-02 17:41:18 by MatthewFluet.

# FunctionalRecordUpdate

Functional record update is the copying of a record while replacing the values of some of the fields. Standard ML does not have explicit syntax for functional record update. We will show below how to implement functional record update in SML, with a little boilerplate code.

As an example, the functional update of the record

```
{a = 13, b = 14, c = 15}
```

with `c = 16` yields a new record

```
{a = 13, b = 14, c = 16}
```

Functional record update also makes sense with multiple simultaneous updates. For example, the functional update of the record above with `a = 18`, `c = 19` yields a new record

```
{a = 18, b = 14, c = 19}
```

One could easily imagine an extension of the SML that supports functional record update. For example

```
e with {a = 16, b = 17}
```

would create a copy of the record denoted by `e` with field `a` replaced with `16` and `b` replaced with `17`.

Since there is no such syntax in SML, we now show how to implement functional record update directly. We first give a simple implementation that has a number of problems. We then give an advanced implementation, that, while complex underneath, is a reusable library that admits simple use.

## Simple implementation

To support functional record update on the record type

```
{a: 'a, b: 'b, c: 'c}
```

first, define an update function for each component.

```
fun withA ({a = _, b, c}, a) = {a = a, b = b, c = c}
fun withB ({a, b = _, c}, b) = {a = a, b = b, c = c}
fun withC ({a, b, c = _}, c) = {a = a, b = b, c = c}
```

Then, one can express `e with {a = 16, b = 17}` as

```
withB (withA (e, 16), 17)
```

With infix notation

```
infix withA withB withC
```

the syntax is almost as concise as a language extension.

```
e withA 16 withB 17
```

This approach suffers from the fact that the amount of boilerplate code is quadratic in the number of record fields. Furthermore, changing, adding, or deleting a field requires time proportional to the number of fields (because each `with` function must be changed). It is also annoying to have to define a `with` function, possibly with a fixity declaration, for each field.

Fortunately, there is a solution to these problems.

## Advanced implementation

Using `Fold` one can define a family of `makeUpdate<N>` functions and single *update* operator `U` so that one can define a functional record update function for any record type simply by specifying a (trivial) isomorphism between that type and a product type. For example, suppose that we would like to do functional record update on records with fields `a` and `b`. Then one defines a function `updateAB` as follows.

```
val updateAB =
 fn z =>
 let
 fun p2r (v1 & v2) = {a = v1, b = v2}
 fun r2p {a = v1, b = v2} = (v1 & v2)
 in
 makeUpdate2 (p2r, p2r, r2p)
 end
 z
```

The functions `p2r` (think *product to record*) and `r2p` (think *record to product*) specify an isomorphism between `a, b` records and binary products. There is a second use of `p2r` to work around the lack of first-class polymorphism in SML.

With the definition of `updateAB` in place, the following expressions are valid.

```
updateAB {a = 13, b = "hello"} (U#b "goodbye") $
updateAB {a = 13.5, b = true} (U#b false) (U#a 12.5) $
```

As another example, suppose that we would like to do functional record update on records with fields `b`, `c`, and `d`. Then one defines a function `updateBCD` as follows.

```
val updateBCD =
 fn z =>
 let
 fun p2r (v1 & v2 & v3) = {b = v1, c = v2, d = v3}
 fun r2p {b = v1, c = v2, d = v3} = (v1 & v2 & v3)
 in
 makeUpdate3 (p2r, p2r, r2p)
 end
 z
```

With the definition of `updateBCD` in place, the following expression is valid.

```
updateBCD {b = 1, c = 2, d = 3} (U#c 4) (U#c 5) $
```

Note that not all fields need be updated and that the same field may be updated multiple times. Further note that the same `U` operator is used for all update functions (in the above, for both `updateAB` and `updateBCD`).

In general, to define a functional-record-update function on records with fields  $f_1, f_2, \dots, f_N$ , use the following template.

```

val update =
 fn z =>
 let
 fun p2r (v1 & v2 & ... & vn) = {f1 = v1, f2 = v2, ..., fn = vn}
 fun r2p {f1 = v1, f2 = v2, ..., fn = vn} = (v1 & v2 & ... & vn)
 in
 makeUpdateN (p2r, p2r, r2p)
 end
 z

```

With this, one can update a record as follows.

```
update {f1 = v1, ..., fn = vn} (U#f1l v1l) ... (U#fim vim) $
```

If `makeUpdateN` is not already defined for the desired  $N$ , a generic `makeUpdate` function and special value, `A`, is defined so that one can use the following for `makeUpdateN`, where `A` is repeated  $N$  times.

```
makeUpdate A ... A $
```

## The FunctionalRecordUpdate structure

Here is the implementation of functional record update.

```

structure FunctionalRecordUpdate =
 struct
 datatype ('x, 'y) u = X of 'x | Y of 'y

 val makeUpdate =
 fn z =>
 Fold.fold
 (((), ()),
 fn f => f o X,
 fn (a, u) => case u of X x => x | _ => a),
 fn (p, up, _, _) => fn (p2r, p2r', r2p) => fn r =>
 Fold.fold ((p2r' (p id), up, r2p r),
 fn (_, _, p) => p2r p))
 z

 val A =
 fn z =>
 Fold.step0
 (fn (_, _, p, up) =>
 (p, up, fn f => p (f o X) & (f o Y),
 fn (a & b, u) =>
 (case u of X x => up (a, x) | _ => a)
 & (case u of Y y => y | _ => b)))
 z

 fun makeUpdate2 z = makeUpdate A A $ z
 fun makeUpdate3 z = makeUpdate A A A $ z
 fun makeUpdate4 z = makeUpdate A A A A $ z

 fun U s v = Fold.step0 (fn (r, up, p) => (r, up, up (p, s r v)))
 end

```



The idea of `makeUpdate` is to inductively build the update function for  $n$ -ary product types. Each  $A$  supplied to `makeUpdate` adds one more level to the product. When finished with its arguments, `makeUpdate` begins a second fold, this time to process a variable number of  $U$  steps. The second fold begins by converting the supplied record to a product, using the supplied isomorphism  $(p2r')$ . Each step works by selecting a "path",  $s \ r \ v$ , from the inductively constructed product, reformatted by the supplied isomorphism to look like a record. Then, the inductively constructed update function is applied to the record-as-product and the path  $up \ (p, \ s \ r \ v)$  to yield a new record-as-product. Finally, at the end of the fold, the product is converted back to a record using the supplied isomorphism  $(p2r)$ .

## Efficiency

With MLton, the efficiency of this approach is as good as one would expect with the special syntax. Namely a sequence of updates will be optimized into a single record construction that copies the unchanged fields and fills in the changed fields with their new values.

---

Last edited on 2007-08-15 22:06:30 by MatthewFluet.

# GarbageCollection

For a good introduction and overview to garbage collection, see [Jones99](#).

MLton's garbage collector uses copying, mark-compact, and generational collection, automatically switching between them at run time based on the amount of live data relative to the amount of RAM. The runtime system tries to keep the heap within RAM if at all possible.

MLton's copying collector is a simple, two-space, breadth-first, Cheney-style collector. The design for the generational and mark-compact GC is based on [Sansom91](#).

## Design notes

- [!\[\]\(c6a8736a601a632e2c96605cf66055ed\_img.jpg\)http://mlton.org/pipermail/mlton/2002-May/012420.html](http://mlton.org/pipermail/mlton/2002-May/012420.html)  
object layout and header word design

## Also see

- [Regions](#)

---

Last edited on 2005-09-06 23:28:47 by [MatthewFluet](#).

# GenerativeDatatype

In Standard ML, datatype declarations are said to be *generative*, because each time a datatype declaration is evaluated, it yields a new type. Thus, any attempt to mix the types will lead to a type error at compile-time. The following program, which does not type check, demonstrates this.

```
functor F () =
 struct
 datatype t = T
 end
structure S1 = F ()
structure S2 = F ()
val _: S1.t -> S2.t = fn x => x
```

Generativity also means that two different datatype declarations define different types, even if they define identical constructors. The following program does not type check due to this.

```
datatype t = A | B
val a1 = A
datatype t = A | B
val a2 = A
val _ = if true then a1 else a2
```

---

Last edited on 2005-01-26 20:34:48 by MatthewFluet.

# GenerativeException

In Standard ML, exception declarations are said to be *generative*, because each time an exception declaration is evaluated, it yields a new exception.

The following program demonstrates the generativity of exceptions.

```
exception E
val e1 = E
fun isE1 (e: exn): bool =
 case e of
 E => true
 | _ => false
exception E
val e2 = E
fun isE2 (e: exn): bool =
 case e of
 E => true
 | _ => false
fun pb (b: bool): unit =
 print (concat [Bool.toString b, "\n"])
val () = (pb (isE1 e1)
 ; pb (isE1 e2)
 ; pb (isE2 e1)
 ; pb (isE2 e2))
```

In the above program, two different exception declarations declare an exception `E` and a corresponding function that returns `true` only on that exception. Although declared by syntactically identical exception declarations, `e1` and `e2` are different exceptions. The program, when run, prints `true`, `false`, `false`, `true`.

A slight modification of the above program shows that even a single exception declaration yields a new exception each time it is evaluated.

```
fun f (): exn * (exn -> bool) =
 let
 exception E
 in
 (E, fn E => true | _ => false)
 end
val (e1, isE1) = f ()
val (e2, isE2) = f ()
fun pb (b: bool): unit =
 print (concat [Bool.toString b, "\n"])
val () = (pb (isE1 e1)
 ; pb (isE1 e2)
 ; pb (isE2 e1)
 ; pb (isE2 e2))
```

Each call to `f` yields a new exception and a function that returns `true` only on that exception. The program, when run, prints `true`, `false`, `false`, `true`.

## Type Safety

Exception generativity is required for type safety. Consider the following valid SML program.

```
fun f (): ('a -> exn) * (exn -> 'a) =
 let
 exception E of 'a
 in
 (E, fn E x => x | _ => raise Fail "f")
 end
fun cast (a: 'a): 'b =
 let
 val (make: 'a -> exn, _) = f ()
 val (_, get: exn -> 'b) = f ()
 in
 get (make a)
 end
val _ = ((cast 13): int -> int) 14
```

If exceptions weren't generative, then each call `f ()` would yield the same exception constructor `E`. Then, our `cast` function could use `make: 'a -> exn` to convert any value into an exception and then `get: exn -> 'b` to convert that exception to a value of arbitrary type. If `cast` worked, then we could cast an integer as a function and apply. Of course, because of generative exceptions, this program raises `Fail "f"`.

---

Last edited on 2005-01-26 20:34:34 by [MatthewFluet](#).

# Glade

 Glade is a tool for generating Gtk user interfaces.

WesleyTerpstra is working on a Glade->mGTK converter.

-  <http://mlton.org/pipermail/mlton/2004-December/016865.html>

---

Last edited on 2005-12-02 07:11:13 by StephenWeeks.

# Globalize

Globalize is an analysis pass for the SXML IntermediateLanguage, invoked from ClosureConvert.

## Description

This pass marks values that are constant, allowing ClosureConvert to move them out to the top level so they are only evaluated once and do not appear in closures.

## Implementation

 [globalize.sig](#)  [globalize.fun](#)


## Details and Notes

---

Last edited on 2006-11-02 17:37:56 by MatthewFluet.

# GnuMP

The  [GnuMP](#) (GNU multiprecision library) is a library for arbitrary precision integer arithmetic. MLton uses the GnuMP to implement the [Basis Library](#) `IntInf` module.

There is a known problem with the GnuMP, where it requires a lot of stack space for some computations, e.g. `IntInf.toString` of a million digit number. If you run with stack size limited, you may see a segfault in such programs. This problem is mentioned in the  [GnuMP FAQ](#), where they describe two solutions.


- Increase (or unlimit) your stack space. From your program, use `setrlimit`, or from the shell, use `ulimit`.
- Configure and rebuild `libgmp` with `--disable-alloca`, which will cause it to allocate temporaries using `malloc` instead of on the stack.

---

Last edited on 2007-08-15 22:06:35 by [MatthewFluet](#).



# HaMLet

 HaMLet is a Standard ML Implementation. It is intended as reference implementation of The Definition of Standard ML and not for serious practical work.

---

Last edited on 2007-08-15 22:06:37 by MatthewFluet.

# HenryCejtin

I was one of the original developers of Mathematica (actually employee #1). My background is a combination of mathematics and computer science. Currently I am doing various things in Chicago.

---

Last edited on 2005-12-01 03:27:33 by HenryCejtin.

# History

In April 1997, Stephen Weeks wrote a defunctorizer for Standard ML and integrated it with SML/NJ. The defunctorizer used SML/NJ's visible compiler and operated on the `Ast` intermediate representation produced by the SML/NJ front end. Experiments showed that defunctorization gave a speedup of up to six times over separate compilation and up to two times over batch compilation without functor expansion.

In August 1997, we began development of an independent compiler for SML. At the time the compiler was called `smlc`. By October, we had a working monomorphiser. By November, we added a polyvariant higher-order control-flow analysis. At that point, MLton was about 10,000 lines of code.

Over the next year and half, `smlc` morphed into a full-fledged compiler for SML. It was renamed MLton, and first released in March 1999.

From the start, MLton has been driven by whole-program optimization and an emphasis on performance. Also from the start, MLton has had a fast C FFI and `IntInf` based on the GNU multiprecision library. At its first release, MLton was 48,006 lines.

Between the March 1999 and January 2002, MLton grew to 102,541 lines, as we added a native code generator, `mllex`, `mlyacc`, a profiler, many optimizations, and many libraries including threads and signal handling.

During 2002, MLton grew to 112,204 lines and we had releases in April and September. We added support for cross compilation and used this to enable MLton to run on Cygwin/Windows and FreeBSD. We also made improvements to the garbage collector, so that it now works with large arrays and up to 4G of memory and so that it automatically uses copying, mark-compact, or generational collection depending on heap usage and RAM size. We also continued improvements to the optimizer and libraries.

During 2003, MLton grew to 122,299 lines and we had releases in March and July. We extended the profiler to support source-level profiling of time and allocation and to display call graphs. We completed the Basis Library implementation, and added new MLton-specific libraries for weak pointers and finalization. We extended the FFI to allow callbacks from C to SML. We added support for the Sparc/Solaris platform, and made many improvements to the C code generator.

---

Last edited on 2005-12-02 04:23:16 by [MatthewFluet](#).

## HowProfilingWorks

Here's how Profiling works. If profiling is on, the front end (elaborator) inserts `Enter` and `Leave` statements into the source program for function entry and exit. For example,

```
fun f n = if n = 0 then 0 else 1 + f (n - 1)
```

becomes

```
fun f n =
 let
 val () = Enter "f"
 val res = (if n = 0 then 0 else 1 + f (n - 1))
 handle e => (Leave "f"; raise e)
 val () = Leave "f"
 in
 res
 end
```

Actually there is a bit more information than just the source function name; there is also lexical nesting and file position.

Most of the middle of the compiler ignores, but preserves, `Enter` and `Leave`. However, so that profiling preserves tail calls, the Ssa shrinker has an optimization that notices when the only operations that cause a call to be a nontail call are profiling operations, and if so, moves them before the call, turning it into a tail call. If you observe a program that has a tail call that appears to be turned into a nontail when compiled with profiling, please report a bug.

There is the `checkProf` function in [type-check.fun](#), which checks that the `Enter/Leave` statements match up.

In the backend, just before translating to the Machine IL, the profiler uses the `Enter/Leave` statements to infer the "local" portion of the control stack at each program point. The profiler then removes the `Enters/Leaves` and inserts different information depending on which kind of profiling is happening. For time profiling (with the native codegen), the profiler inserts labels that cover the code (i.e. each statement has a unique label in its basic block that prefixes it) and associates each label with the local control stack. For time profiling (with the C and bytecode codegens), the profiler inserts code that sets a global field that records the local control stack. For allocation profiling, the profiler inserts calls to a C function that will maintain byte counts. With stack profiling, the profiler also inserts a call to a C function at each nontail call in order to maintain information at runtime about what SML functions are on the stack.

At run time, the profiler associates counters (either clock ticks or byte counts) with source functions. When the program finishes, the profiler writes the counts out to the `mlmon.out` file. Then, `mlprof` uses source information stored in the executable to associate the counts in the `mlmon.out` file with source functions.

For time profiling, the profiler catches the `SIGPROF` signal 100 times per second and increments the appropriate counter, determined by looking at the label prefixing the current program counter and mapping that to the current source function.

## Caveats

There may be a few missed clock ticks or bytes allocated at the very end of the program after the data is written.

Profiling has not been tested with signals or threads. In particular, stack profiling may behave strangely.

---

Last edited on 2007-08-01 22:54:41 by MatthewFluet.

# HowToAttachFile

To attach a file to a page you should:

1.  [Create an account](#) and login.
2. Click on the `AttachFile` link at the bottom of the page to which you wish to attach the file.
3. Enter the file name in the "File to upload" box and click upload.

Once you have done this, you can refer to the file on the page using the `attachment:filename` wiki syntax.

Here is an  [example](#).

---

Last edited on 2006-10-30 18:59:17 by [StephenWeeks](#).

# Identifier

In Standard ML, there are syntactically two kinds of identifiers.

- Alphanumeric: starts with a letter or prime ( ' ) and is followed by letters, digits, primes and underbars (   ).

Examples: `abc`, `ABC123`, `Abc_123`, `'a`.

- Symbolic: a sequence of the following

`! % & $ # + - / : < = > ? @ | ~ ` ^ | *`

Examples: `+=`, `<=`, `>>`, `$`.

With the exception of `=`, reserved words can not be identifiers.

There are a number of different classes of identifiers, some of which have additional syntactic rules.

- Identifiers not starting with a prime.
  - ◆ value identifier (includes variables and constructors)
  - ◆ type constructor
  - ◆ structure identifier
  - ◆ signature identifier
  - ◆ functor identifier
- Identifiers starting with a prime.
  - ◆ type variable (must start with prime)
- Identifiers + numeric labels (1, 2, ...).
  - ◆ record label

---

Last edited on 2005-01-18 15:02:21 by MatthewFluet.

# Immutable

Immutable means not mutable, and is an adjective meaning "can not be modified". Most values in Standard ML are immutable. For example, constants, tuples, records, lists, and vectors are all immutable.

---

Last edited on 2004-12-08 18:51:10 by StephenWeeks.



# ImperativeTypeVariable

In Standard ML, an imperative type variable is a type variable whose second character is a digit, as in '1a or '2b. Imperative type variables were used as an alternative to the ValueRestriction in an earlier version of SML, but no longer play a role. They are treated exactly as other type variables.

---

Last edited on 2004-11-29 22:58:32 by StephenWeeks.

# ImplementExceptions

ImplementExceptions is a pass for the SXML IntermediateLanguage, invoked from SXMLSimplify.

## Description

This pass implements exceptions.

## Implementation

 [implement-exceptions.sig](#)  [implement-exceptions.fun](#)

## Details and Notes

---

Last edited on 2006-11-02 17:54:18 by MatthewFluet.

# ImplementHandlers

ImplementHandlers is a pass for the RSSA IntermediateLanguage, invoked from RSSASimplify.

## Description

This pass implements the (threaded) exception handler stack.

## Implementation

 [implement-handlers.sig](#)  [implement-handlers.fun](#)

## Details and Notes

---

Last edited on 2006-11-02 17:54:11 by MatthewFluet.

# ImplementProfiling

ImplementProfiling is a pass for the [RSSA IntermediateLanguage](#), invoked from [RSSASimplify](#).

## Description

This pass implements profiling.

## Implementation

[!\[\]\(ec9132f1d27c8919987d92907322654d\_img.jpg\)profile.sig](#) [!\[\]\(9db1a20e6fdae9c15975d240125424df\_img.jpg\)profile.fun](#)

## Details and Notes

See [HowProfilingWorks](#).

---

Last edited on 2006-11-02 17:50:48 by [MatthewFluet](#).

# ImplementSuffix

ImplementSuffix is a pass for the SXML IntermediateLanguage, invoked from SXMLSimplify.

## Description

This pass implements the `TopLevel_setSuffix` primitive, which installs a function to exit the program.

## Implementation

 [implement-suffix.sig](#)  [implement-suffix.fun](#)

## Details and Notes

ImplementSuffix works by introducing a new `ref` cell to contain the function of type `unit -> unit` that should be called on program exit.

- The following code (appropriately alpha-converted) is appended to the beginning of the SXML program:

```
val z_0 =
 fn a_0 =>
 let
 val x_0 =
 "toplevel suffix not installed"
 val x_1 =
 MLton_bug (x_0)
 in
 x_1
 end
val topLevelSuffixCell =
 Ref_ref (z_0)
```

- Any occurrence of

```
val x_0 =
 TopLevel_setSuffix (f_0)
```

is rewritten to

```
val x_0 =
 Ref_assign (topLevelSuffixCell, f_0)
```

- The following code (appropriately alpha-converted) is appended to the end of the SXML program:

```
val f_0 =
 Ref_deref (topLevelSuffixCell)
val z_0 =
 ()
val x_0 =
 f_0 z_0
```

---

Last edited on 2006-11-02 17:53:06 by MatthewFluet.

# InfixingOperators

Fixity specifications are not part of signatures in Standard ML. When one wants to use a module that provides functions designed to be used as infix operators there are several obvious alternatives:

- Use only prefix applications. Unfortunately there are situations where infix applications lead to considerably more readable code.
- Make the fixity declarations at the top-level. This may lead to collisions and may be unsustainable in a large project. Pollution of the top-level should be avoided.
- Make the fixity declarations at each scope where you want to use infix applications. The duplication becomes inconvenient if the operators are widely used. Duplication of code should be avoided.
- Use non-standard extensions, such as the ML Basis system to control the scope of fixity declarations. This has the obvious drawback of reduced portability.
- Reuse existing infix operator symbols ( $\wedge$ ,  $+$ ,  $-$ , ...). This can be convenient when the standard operators aren't needed in the same scope with the new operators. On the other hand, one is limited to the standard operator symbols and the code may appear confusing.

None of the obvious alternatives is best in every case. The following describes a slightly less obvious alternative that can sometimes be useful. The idea is to approximate Haskell's special syntax for treating any identifier enclosed in grave accents (backquotes) as an infix operator. In Haskell, instead of writing the prefix application  $f \ x \ y$  one can write the infix application  $x \ `f` \ y$ .

## Infixing operators

Let's first take a look at the definitions of the operators:

```
infix 3 <\ fun x <\ f = fn y => f (x, y) (* Left section *)
infix 3 \> fun f \> y = f y (* Left application *)
infixr 3 /> fun f /> y = fn x => f (x, y) (* Right section *)
infixr 3 </ fun x </ f = f x (* Right application *)

infix 2 o (* See motivation below *)
infix 0 :=
```

The left and right sectioning operators,  $<\$  and  $/>$ , are useful in SML for partial application of infix operators. ML For the Working Programmer describes curried functions `secl` and `secr` for the same purpose on pages 179-181. For example,

```
List.map (op- /> y)
```

is a function for subtracting  $y$  from a list of integers and

```
List.exists (x <\ op=)
```

is a function for testing whether a list contains an  $x$ .

Together with the left and right application operators,  $\backslash>$  and  $</$ , the sectioning operators provide a way to treat any binary function (i.e. a function whose domain is a pair) as an infix operator. In general,

```
x0 <\f1\> x1 <\f2\> x2 ... <\fN\> xN = fN (... f2 (f1 (x0, x1), x2) ..., xN)
```

and

```
xN </fN/> ... x2 </f2/> x1 </f1/> x0 = fN (xN, ... f2 (x2, f1 (x1, x0)) ...)
```

## Examples

As a fairly realistic example, consider providing a function for sequencing comparisons:

```
structure Order (* ... *) =
 struct
 (* ... *)
 val orWhenEq = fn (EQUAL, th) => th ()
 | (other, _) => other
 (* ... *)
 end
```

Using `orWhenEq` and the infixing operators, one can write a `compare` function for triples as

```
fun compare (fad, fbe, fcf) ((a, b, c), (d, e, f)) =
 fad (a, d) <\Order.orWhenEq> `fbe (b, e) <\Order.orWhenEq> `fcf (c, f)
```

where ``` is defined as

```
fun `f x = fn () => f x
```

Although `orWhenEq` can be convenient (try rewriting the above without it), it is probably not useful enough to be defined at the top level as an infix operator. Fortunately we can use the infixing operators and don't have to.

Another fairly realistic example would be to use the infixing operators with the technique described on the [Printf](#) page. Assuming that you would have a `Printf` module binding `printf`, ```, and formatting combinators named `int` and `string`, you could write

```
let open Printf in
 printf (`"Here's an int "<\int>" and a string "<\string>".") 13 "foo" end
```

without having to duplicate the fixity declarations. Alternatively, you could write

```
P.printf (P.`"Here's an int "<\P.int>" and a string "<\P.string>".") 13 "foo"
```

assuming you have made the binding

```
structure P = Printf
```

## Application and piping operators

The left and right application operators may also provide some notational convenience on their own. In general,

```
f \> x1 \> ... \> xN = f x1 ... xN
```

and

```
xN </ ... </ x1 </ f = f x1 ... xN
```

If nothing else, both of them can eliminate parentheses. For example,

```
foo (1 + 2) = foo \> 1 + 2
```

The left and right application operators are related to operators that could be described as the right and left piping operators:

```
infix 1 >| val op>| = op</ (* Left pipe *)
infixr 1 |< val op|< = op\> (* Right pipe *)
```

As you can see, the left and right piping operators, >| and |<, are the same as the right and left application operators, respectively, except the associativities are reversed and the binding strength is lower. They are useful for piping data through a sequence of operations. In general,

```
x >| f1 >| ... >| fN
= fN (... (f1 x) ...)
= (fN o ... o f1) x
```

and

```
fN |< ... |< f1 |< x
= fN (... (f1 x) ...)
= (fN o ... o f1) x
```

The right piping operator, |<, is provided by the Haskell prelude as \$. It can be convenient in CPS or continuation passing style.

A use for the left piping operator is with parsing combinators. In a strict language, like SML, eta-reduction is generally unsafe. Using the left piping operator, parsing functions can be formatted conveniently as

```
fun parsingFunc input =
 input >| (* ... *)
 || (* ... *)
 || (* ... *)
```

where || is supposed to be a combinator provided by the parsing combinator library.

## About precedences

You probably noticed that we redefined the precedences of the function composition operator `o` and the assignment operator `:=`. Doing so is not strictly necessary, but can be convenient and should be relatively safe. Consider the following motivating examples from Wesley W. Terpstra relying on the redefined precedences:

```
Word8.fromInt o Char.ord o s <\String.sub
(* Combining sectioning and composition *)

x := s <\String.sub\> i
(* Assigning the result of an infix application *)
```

In imperative languages, assignment usually has the lowest precedence (ignoring statement separators). The



precedence of `:=` in the [Basis library](#) is perhaps unnecessarily high, because an expression of the form `r := x` always returns a unit, which makes little sense to combine with anything. Dropping `:=` to the lowest precedence level makes it behave more like in other imperative languages.

The case for `o` is different. With the exception of `before` and `:=`, it doesn't seem to make much sense to use `o` with any of the operators defined by the Basis library in an unparenthesized expression. This is simply because none of the other operators deal with functions. It would seem that the precedence of `o` could be chosen completely arbitrarily from the set  $\{1, \dots, 9\}$  without having any adverse effects with respect to other infix operators defined by the Basis library.

## Design of the symbols

The closest approximation of Haskell's `x `f` y` syntax achievable in Standard ML would probably be something like `x `f`^ y`, but `^` is already used for string concatenation by the Basis library. Other combinations of the characters ``` and `^` would be possible, but none seems clearly the best visually. The symbols `<\`, `\>`, `</` and `/>` are reasonably concise and have a certain self-documenting appearance and symmetry, which can help to remember them. As the names suggest, the symbols of the piping operators `>|` and `|<` are inspired by Unix shell pipelines.

## Also see

- [Utilities](#)

---

Last edited on 2007-08-26 19:59:13 by [MatthewFluet](#).

# Inline

Inline is an optimization pass for the [SSA IntermediateLanguage](#), invoked from [SSASimplify](#).

## Description

This pass inlines [SSA](#) functions using a size-based metric.

## Implementation

 [inline.sig](#)  [inline.fun](#)

## Details and Notes

The Inline pass can be invoked to use one of three metrics:

- `NonRecursive(product, small)` -- inline any function satisfying  $(\text{numCalls} - 1) * (\text{size} - \text{small}) \leq \text{product}$ , where `numCalls` is the static number of calls to the function and `size` is the size of the function.
- `Leaf(size)` -- inline any leaf function smaller than `size`
- `LeafNoLoop(size)` -- inline any leaf function without loops smaller than `size`

---

Last edited on 2006-11-02 17:31:06 by [MatthewFluet](#).

# InsertLimitChecks

InsertLimitChecks is a pass for the [RSSA IntermediateLanguage](#), invoked from [RSSASimplify](#).

## Description

This pass inserts limit checks.

## Implementation

 [limit-check.sig](#)  [limit-check.fun](#)

## Details and Notes

---

Last edited on 2006-11-02 17:51:39 by [MatthewFluet](#).

# InsertSignalChecks

InsertSignalChecks is a pass for the RSSA IntermediateLanguage, invoked from RSSASimplify.

## Description

This pass inserts signal checks.

## Implementation

 [limit-check.sig](#)  [limit-check.fun](#)

## Details and Notes

---

Last edited on 2006-11-02 17:36:04 by MatthewFluet.

# Installation

MLton runs on a variety of platforms and is distributed in both source and binary form. The format for the binary package depends on the platform. The binary package will install under `/usr` or `/usr/local`, depending on the platform. A `.tgz` or `.tbz` binary package should be extracted in the root directory. If you install MLton somewhere else, you must set the `lib` variable in the `/usr/bin/mlton` script to the directory that contains the libraries (`/usr/lib/mlton` by default).

MLton requires that you have the  [GNU multiprecision library](#) installed on your machine. MLton must be able to find both the `gmp.h` include file and the `libgmp.a` or `libgmp.so` library. If you see the error message `gmp.h: No such file or directory`, you should copy `gmp.h` to `/usr/lib/mlton/self/include`. If you see the error message `/usr/bin/ld: cannot find -lgmp`, you should add a `-link-opt -L` argument in the `/usr/bin/mlton` script so that the linker can find `libgmp`. If, for example, `libgmp.a` is in `/tmp`, then add `-link-opt -L/tmp`.

Installation of MLton creates the following files and directories.

- `/usr/bin/mllex`  
The [MLLex](#) lexer generator.
- `/usr/bin/mlnlffigen`  
The [ML-NLFFI](#) tool.
- `/usr/bin/mlprof`  
A [Profiling](#) tool.
- `/usr/bin/mlton`  
A script to call the compiler. This script may be moved anywhere, however, it makes use of files in `/usr/lib/mlton`.
- `/usr/bin/mlyacc`  
The [MLYacc](#) parser generator.
- `/usr/lib/mlton`  
Directory containing libraries and include files needed during compilation.
- `/usr/share/man/man1/mllex.1, mlnlffigen.1, mlprof.1, mlton.1, mlyacc.1`  
Man pages.
- `/usr/share/doc/mlton`  
Directory containing the user guide for MLton, mllex, and mlyacc, as well as example SML programs (in the `examples` dir), and license information.

## Hello, World!

Once you have installed MLton, create a file called `hello-world.sml` with the following contents.

```
print "Hello, world!\n";
```

Now create an executable, `hello-world`, with the following command.

```
mlton hello-world.sml
```

You can now run `hello-world` to verify that it works. There are more small examples in `/usr/share/doc/mlton/examples`.

## Installation on Cygwin

When installing the Cygwin `tgz`, you should use Cygwin's `bash` and `tar`. The use of an archiving tool that is not aware of Cygwin's mounts will put the files in the wrong place.

---

Last edited on 2007-08-23 04:13:31 by MatthewFluet.

# IntermediateLanguage

MLton uses a number of intermediate languages in translating from the input source program to low-level code. Here is a list in the order which they are translated to.

- AST. Pretty close to the source.
  - CoreML. Explicitly typed, no module constructs.
  - XML. Polymorphic, HigherOrder.
  - SXML. SimplyTyped, HigherOrder.
  - SSA. SimplyTyped, FirstOrder.
  - SSA2. SimplyTyped, FirstOrder.
  - RSSA. Explicit data representations.
  - Machine. Untyped register transfer language.
- 

Last edited on 2004-11-29 02:16:14 by MatthewFluet.

# IntroduceLoops

IntroduceLoops is an optimization pass for the SSA IntermediateLanguage, invoked from SSASimplify.

## Description

This pass rewrites any SSA function that calls itself in tail position into one with a local loop and no self tail calls.

A SSA function like

```
fun F (arg_0, arg_1) = L_0 ()
 ...
 L_16 (x_0)
 ...
 F (z_0, z_1) Tail
 ...
```

becomes

```
fun F (arg_0', arg_1') = loopS_0 ()
 loopS_0 ()
 loop_0 (arg_0', arg_1')
 loop_0 (arg_0, arg_1)
 L_0 ()
 ...
 L_16 (x_0)
 ...
 loop_0 (z_0, z_1)
 ...
```

## Implementation

 [introduce-loops.sig](#)  [introduce-loops.fun](#)

## Details and Notes

---

Last edited on 2006-11-02 17:35:30 by MatthewFluet.



# JesperLouisAndersen

## Jesper Louis Andersen

Jesper Louis Andersen is an undergraduate student at DIKU, the department of computer science, Copenhagen university. His contributions to MLton are few, though he has made the port of MLton to the NetBSD and OpenBSD platforms.

His general interests in computer science are compiler theory, language theory, algorithms and datastructures and programming. His assets are his general knowledge of UNIX systems, knowledge of system administration, knowledge of operating system kernels; NetBSD in particular.

He was employed by the university as a system administrator for 2 years, which has set him back somewhat in his studies. Currently he is trying to learn mathematics (real analysis, general topology, complex functional analysis and algebra).

---

## Projects using MLton

### A register allocator

For internal use at a compiler course at DIKU. It is written in the literate programming style and implements the *Iterated Register Coalescing* algorithm by Lal George and Andrew Appel <http://citeseer.ist.psu.edu/george96iterated.html>. The status of the project is that it is unfinished. Most of the basic parts of the algorithm is done, but the interface to the students (simple) datatype takes some conversion.

### A configuration management system in SML

At this time, only loose plans exists for this. The plan is to build a Configuration Management system on the principles of the OpenCM system, see <http://www.opencm.org/docs.html>. The basic idea is to unify "naming" and "identity" into one by uniquely identifying all objects managed in the repository by the use of cryptographic checksums. This mantra guides the rest of the system, providing integrity, accessibility and confidentiality.

---

Last edited on 2004-12-06 13:45:22 by [JesperLouisAndersen](#).

# JohnnyAndersen

Johnny Andersen (aka Anoq of the Sun)

Here is a picture in front of the academy building at the University of Athens, Greece, taken in September 2003.

 [image](#)

---

Last edited on 2004-10-27 18:12:11 by eponym.

# KnownCase

KnownCase is an optimization pass for the [SSA IntermediateLanguage](#), invoked from [SSASimplify](#).

## Description

This pass duplicates and simplifies Case transfers when the constructor of the scrutinee is known.

Uses [Restore](#).

For example, the program

```
val rec last =
 fn [] => 0
 | [x] => x
 | _ :: l => last l

val _ = 1 + last [2, 3, 4, 5, 6, 7]
```

gives rise to the [SSA](#) function

```
fun last_0 (x_142) = loopS_1 ()
 loopS_1 ()
 loop_11 (x_142)
 loop_11 (x_143)
 case x_143 of
 nil_1 => L_73 | ::_0 => L_74
 L_73 ()
 return global_5
 L_74 (x_145, x_144)
 case x_145 of
 nil_1 => L_75 | _ => L_76
 L_75 ()
 return x_144
 L_76 ()
 loop_11 (x_145)
```

which is simplified to

```
fun last_0 (x_142) = loopS_1 ()
 loopS_1 ()
 case x_142 of
 nil_1 => L_73 | ::_0 => L_118
 L_73 ()
 return global_5
 L_118 (x_230, x_229)
 L_74 (x_230, x_229, x_142)
 L_74 (x_145, x_144, x_232)
 case x_145 of
 nil_1 => L_75 | ::_0 => L_114
 L_75 ()
 return x_144
 L_114 (x_227, x_226)
 L_74 (x_227, x_226, x_145)
```

## Implementation

 [known-case.sig](#)  [known-case.fun](#)


## Details and Notes

One interesting aspect of KnownCase, is that it often has the effect of unrolling list traversals by one iteration, moving the `nil/: :` check to the end of the loop, rather than the beginning.

---

Last edited on 2006-11-02 17:54:28 by [MatthewFluet](#).

## LLVM

 [LLVM](#) (Low Level Virtual Machine) is an abstract machine, optimizer, and code generator. It might make a nice backend for MLton, and there has been some discussion about this on the MLton list.

 <http://mlton.org/pipermail/mlton/2005-November/028263.html>

The latest is that LLVM's gcc variant has been used in place of gcc, and so there has been no work toward changing MLton to target LLVM's IL directly.

 <http://mlton.org/pipermail/mlton/2006-August/029021.html>

## Also see

- [CMinusMinus](#)

---

Last edited on 2006-09-04 20:25:17 by [StephenWeeks](#).

# LambdaCalculus

The  [lambda calculus](#) is the formal system underlying [Standard ML](#).

---

Last edited on 2006-03-28 00:58:46 by [StephenWeeks](#).

# LambdaFree

LambdaFree is an analysis pass for the SXML IntermediateLanguage, invoked from ClosureConvert.

## Description

This pass descends the entire SXML program and attaches a property to each `Lambda PrimExp.t` in the program. Then, you can use `lambdaFree` and `lambdaRec` to get free variables of that Lambda.

## Implementation

 [lambda-free.sig](#)  [lambda-free.fun](#)

## Details and Notes

For Lambdas bound in a Fun dec, `lambdaFree` gives the union of the frees of the entire group of mutually recursive functions. Hence, `lambdaFree` for every Lambda in a single Fun dec is the same. Furthermore, for a Lambda bound in a Fun dec, `lambdaRec` gives the list of other functions bound in the same dec defining that Lambda. For example:

```
val rec f = fn x => ... y ... g ... f ...
and g = fn z => ... f ... w ...
```

```
* lambdaFree(fn x =>) = [y, w]
* lambdaFree(fn z =>) = [y, w]
* lambdaRec(fn x =>) = [g, f]
* lambdaRec(fn z =>) = [f]
```

---

Last edited on 2006-11-02 17:37:38 by MatthewFluet.

# LanguageChanges

We are sometimes asked to modify MLton to change the language it compiles. In short, we are very conservative about making such changes. There are a number of reasons for this.

- The Definition of Standard ML is an extremely high standard of specification. The value of the Definition would be significantly diluted by changes that are not specified at an equally high level, and the dilution increases with the complexity of the language change and its interaction with other language features.
- The SML community is small and there are a number of SML implementations. Without an agreed-upon standard, it becomes very difficult to port programs between compilers, and the community would be balkanized.
- Our main goal is to enable programmers to be as effective as possible with MLton/SML. There are a number of improvements other than language changes that we could spend our time on that would provide more benefit to programmers.
- The more the language that MLton compiles changes over time, the more difficult it is to use MLton as a stable platform for serious program development.

Despite these drawbacks, we have extended SML in a couple of cases.

- Foreign function interface
- ML Basis system

We allow these language extensions because they provide functionality that is impossible to achieve without them. The Definition does not define a foreign function interface. So, we must either extend the language or greatly restrict the class of programs that can be written. Similarly, the Definition does not provide a mechanism for namespace control at the module level, making it impossible to deliver packaged libraries and have a hope of users using them without name clashes. The ML Basis system addresses this problem. We have also provided a formal specification of the ML Basis system at the level of the Definition.

## Also see

-  <http://mlton.org/pipermail/mlton/2004-August/016165.html>
-  <http://mlton.org/pipermail/mlton-user/2004-December/000320.html>

---

Last edited on 2007-08-15 22:06:40 by MatthewFluet.



# Lazy

In a lazy (or non-strict) language, the arguments to a function are not evaluated before calling the function. Instead, the arguments are suspended and only evaluated by the function if needed.

Standard ML is an eager (or strict) language, not a lazy language. However, it is easy to delay evaluation of an expression in SML by creating a *thunk*, which is a nullary function. In SML, a thunk is written `fn () => e`. Another essential feature of laziness is *memoization*, meaning that once a suspended argument is evaluated, subsequent references look up the value. We can express this in SML with a function that maps a thunk to a memoized thunk.

```
signature LAZY =
 sig
 val lazy: (unit -> 'a) -> unit -> 'a
 end
```

This is easy to implement in SML.

```
structure Lazy: LAZY =
 struct
 fun lazy (th: unit -> 'a): unit -> 'a =
 let
 val r: 'a option ref = ref NONE
 in
 fn () =>
 case !r of
 NONE =>
 let
 val a = th ()
 val () = r := SOME a
 in
 a
 end
 | SOME a => a
 end
 end
```

---

Last edited on 2005-01-26 20:33:55 by [MatthewFluet](#).

## Libraries

In theory every strictly conforming Standard ML program should run on MLton. However, often large SML projects use implementation specific features so some "porting" is required. Here is a partial list of software that is known to run on MLton.

- Concurrency: [ConcurrentML](#) - distributed with MLton
- Graphics
  - ♦ GTK: [mGTK](#).
  - ♦ [OpenGL](#)
- Lex-like lexer generator: [MLLex](#) - distributed with MLton.
- Regular expressions
  - ♦ The [SMLNJLibrary](#) has a regexp module.
  - ♦ The internal MLton library has a regexp module which we hope to cleanup and make more accessible someday. See [regexp.sig](#) [regexp.sml](#)
- [SMLNJLibrary](#) - distributed with MLton
- [CKitLibrary](#) - distributed with MLton
- [ML-NLFFI](#) - distributed with MLton
- [MLRISCLibrary](#) - distributed with MLton
- [sml-lib](#), a grab bag of libraries for MLton and other SML implementations.
- [Swerve](#), an HTTP server.
- [Twelf](#). The version in CVS should compile out of the box.
- XML: [fxp](#)
- Yacc-like parser generator: [MLYacc](#) - distributed with MLton.

## Ports in progress

[Contact](#) us for details on any of these.

- [MLDoc](#) <http://people.cs.uchicago.edu/~jhr/tools/ml-doc.html>
- [Unicode](#)

## More

More projects using MLton can be seen on the [Users](#) page.

## Software for SML implementations other than MLton

- PostgreSQL
  - ♦ Moscow ML: <http://www.dina.kvl.dk/~sestoft/mosmllib/Postgres.html>
  - ♦ SML/NJ NLFFI: <http://smlweb.sourceforge.net/smlsql/>
- Web:
  - ♦ ML Kit: [SMLserver](#) (a plugin for AOLserver)
  - ♦ Moscow ML: [ML Server Pages](#) (support for PHP-style CGI scripting)
  - ♦ SML/NJ: [smlweb](#)

---

Last edited on 2006-12-01 06:12:50 by JeremyFincher.

# License

## Web Site

In order to allow the maximum freedom for the future use of the content in this web site, we require that contributions to the web site be dedicated to the public domain. That means that you can only add works that are already in the public domain, or that you must hold the copyright on the work that you agree to dedicate the work to the public domain.

By contributing to this web site, you agree to dedicate your contribution to the public domain.

## Software

As of 20050812, MLton software is licensed under the BSD-style license below. By contributing code to the project, you agree to release the code under this license. Contributors can retain copyright to their contributions by asserting copyright in their code. Contributors may also add to the list of copyright holders in `doc/license/MLton-LICENSE`, which appears below.

This is the license for MLton, a whole-program optimizing compiler for the Standard ML programming language. Send comments and questions to `MLton@mlton.org`.

MLton COPYRIGHT NOTICE, LICENSE AND DISCLAIMER.

Copyright (C) 1999-2007 Henry Cejtin, Matthew Fluet, Suresh  
Jagannathan, and Stephen Weeks.  
Copyright (C) 1997-2000 by the NEC Research Institute

Permission to use, copy, modify, and distribute this software and its documentation for any purpose and without fee is hereby granted, provided that the above copyright notice appear in all copies and that both the copyright notice and this permission notice and warranty disclaimer appear in supporting documentation, and that the name of the above copyright holders, or their entities, not be used in advertising or publicity pertaining to distribution of the software without specific, written prior permission.

The above copyright holders disclaim all warranties with regard to this software, including all implied warranties of merchantability and fitness. In no event shall the above copyright holders be liable for any special, indirect or consequential damages or any damages whatsoever resulting from loss of use, data or profits, whether in an action of contract, negligence or other tortious action, arising out of or in connection with the use or performance of this software.

---

Last edited on 2006-11-02 17:39:56 by MatthewFluet.

## LineDirective

To aid in the debugging of code produced by program generators such as  [Noweb](#), MLton supports comments with line directives of the form `(*#line line .col "file"*)`. Here, *line* and *col* are sequences of decimal digits and *file* is the source file. A line directive causes the front end to believe that the character following the right parenthesis is at the line and column of the specified file. A line directive only affects the reporting of error messages and does not affect program semantics (except for functions like `MLton.Exn.history` that report source file positions). Syntactically invalid line directives are ignored. To prevent incompatibilities with SML, the file name may not contain the character sequence `*`).

---

Last edited on 2005-12-02 04:21:37 by [StephenWeeks](#).

# LocalFlatten

LocalFlatten is an optimization pass for the SSA IntermediateLanguage, invoked from SSASimplify.

## Description

This pass flattens arguments to SSA blocks.

A block argument is flattened as long as it only flows to selects and there is some tuple constructed in this function that flows to it.

## Implementation

 [local-flatten.sig](#)  [local-flatten.fun](#)

## Details and Notes

---

Last edited on 2006-11-02 17:52:44 by MatthewFluet.

# LocalRef

LocalRef is an optimization pass for the [SSA IntermediateLanguage](#), invoked from [SSASimplify](#).

## Description

This pas optimizes `ref` cells local to a [SSA](#) function:

- global `refs` only used in one function are moved to the function
- `refs` only created, read from, and written to (i.e., don't escape) are converted into function local variables

Uses [Multi](#) and [Restore](#).

## Implementation

 [local-ref.sig](#)  [local-ref.fun](#)

## Details and Notes

Moving a global `ref` requires the [Multi](#) analysis, because a global `ref` can only be moved into a function that is executed at most once.

Conversion of non-escaping `refs` is structured in three phases:

- analysis -- a variable `r = Ref_ref x` escapes if
  - ◆ `r` is used in any context besides `Ref_assign (r, _)` or `Ref_deref r`
  - ◆ all uses `r` reachable from a (direct or indirect) call to `Thread_copyCurrent` are of the same flavor (either `Ref_assign` or `Ref_deref`); this also requires the [Multi](#) analysis.
- transformation
  - ◆ rewrites `r = Ref_ref x` to `r = x`
  - ◆ rewrites `_ = Ref_assign (r, y)` to `r = y`
  - ◆ rewrites `z = Ref_deref r` to `z = r` Note that the resulting program violates the SSA condition.
- [Restore](#) -- restore the SSA condition.

---

Last edited on 2006-11-02 17:46:41 by [MatthewFluet](#).

# LoopInvariant

LoopInvariant is an optimization pass for the SSA IntermediateLanguage, invoked from SSASimplify.

## Description

This pass removes loop invariant arguments to local loops.

```
loop (x, y)
...
...
loop (x, z)
...
```

becomes

```
loop' (x, y)
 loop (y)
loop (y)
...
...
loop (z)
...
```

## Implementation

 [loop-invariant.sig](#)  [loop-invariant.fun](#)

## Details and Notes

---

Last edited on 2006-11-02 17:57:42 by MatthewFluet.

# ML

ML stands for *meta language*. ML was originally designed in the 1970s as a programming language to assist theorem proving in the logic LCF. In the 1980s, ML split into two variants, Standard ML and OCaml, both of which are still used today.

---

Last edited on 2004-12-06 06:00:35 by StephenWeeks.



# MLBasis

The ML Basis system extends Standard ML to support programming-in-the-very-large, namespace management at the module level, separate delivery of library sources, and more. While Standard ML modules are a sophisticated language for programming-in-the-large, it is difficult, if not impossible, to accomplish a number of routine namespace management operations when a program draws upon multiple libraries provided by different vendors.

The ML Basis system is a simple, yet powerful, approach that builds upon the programmer's intuitive notion (and [The Definition of Standard ML's](#) formal notion) of the top-level environment (a *basis*). The system is designed as a natural extension of [Standard ML](#); the formal specification of the ML Basis system ([pdf](#)) is given in the style of the Definition.

Here are some of the key features of the ML Basis system:

1. Explicit file order: The order of files (and, hence, the order of evaluation) in the program is explicit. The ML Basis system's semantics are structured in such a way that for any well-formed project, there will be exactly one possible interpretation of the project's syntax, static semantics, and dynamic semantics.
2. Implicit dependencies: A source file (corresponding to an SML top-level declaration) is elaborated in the environment described by preceding declarations. It is not necessary to explicitly list the dependencies of a file.
3. Scoping and renaming: The ML Basis system provides mechanisms for limiting the scope of (i.e., hiding) and renaming identifiers.
4. No naming convention for finding the file that defines a module. To import a module, its defining file must appear in some ML Basis file.

## Next steps

- [MLBasisSyntaxAndSemantics](#)
- [MLBasisExamples](#)
- [MLBasisPathMap](#)
- [MLBasisAnnotations](#)
- [MLBasisAvailableLibraries](#)

---

Last edited on 2007-08-23 04:24:53 by [MatthewFluet](#).

# MLBasisAnnotationExamples

Here are some example uses of [MLBasisAnnotations](#).

## Eliminate spurious warnings in automatically generated code

Programs that automatically generate source code can often produce nonexhaustive matches, relying on invariants of the generated code to ensure that the matches never fail. A programmer may wish to elide the nonexhaustive match warnings from this code, in order that legitimate warnings are not missed in a flurry of false positives. To do so, the programmer simply annotates the generated code with the `nonexhaustiveMatch ignore` annotation:

```
local
 $(GEN_ROOT)/gen-lib.mlb

 ann "nonexhaustiveMatch ignore" in
 foo.gen.sml
 end
in
 signature FOO
 structure Foo
end
```

## Deliver a library

Standard ML libraries can be delivered via `.mlb` files. Authors of such libraries should strive to be mindful of the ways in which programmers may choose to compile their programs. For example, although the defaults for `sequenceNonUnit` and `warnUnused` are `ignore` and `false`, periodically compiling with these annotations defaulted to `warn` and `true` can help uncover likely bugs. However, a programmer is unlikely to be interested in unused modules from an imported library, and the behavior of `sequenceNonUnit error` may be incompatible with some libraries. Hence, a library author may choose to deliver a library as follows:

```
ann
 "nonexhaustiveMatch warn" "redundantMatch warn"
 "sequenceNonUnit warn"
 "warnUnused true" "forceUsed"
in
 local
 file1.sml
 ...
 fileN.sml
 in
 functor F1
 ...
 signature S1
 ...
 structure SN
 ...
 end
 end
```

The annotations `nonexhaustiveMatch warn`, `redundantMatch warn`, and `sequenceNonUnit warn` have the obvious effect on elaboration. The annotations `warnUnused true` and `forceUsed` work in conjunction --- warning on any identifiers that do not contribute to the exported

modules, and preventing warnings on exported modules that are not used in the remainder of the program. Many of the available libraries are delivered with these annotations.

---

Last edited on 2005-12-01 19:45:40 by StephenWeeks.

# MLBasisAnnotations

ML Basis annotations control options that affect the elaboration of SML source files. Conceptually, a basis file is elaborated in a default annotation environment (just as it is elaborated in an empty basis). The declaration `ann "ann" in basdec end` merges the annotation *ann* with the "current" annotation environment for the elaboration of *basdec*. To allow for future expansion, "ann" is lexed as a single SML string constant. To conveniently specify multiple annotations, the following derived form is provided:

```
ann "ann" ("ann")+ in basdec end ==>
ann "ann" in ann ("ann")+ in basdec end end
```

Here are the available annotations. In the explanation below, for annotations that take an argument, the first value listed is the default.

- `allowFFI {false|true}`  
If `true`, allow `_address`, `_export`, `_import`, and `_symbol` expressions to appear in source files. See [ForeignFunctionInterface](#).
- `forceUsed`  
Force all identifiers in the basis denoted by the body of the `ann` to be considered used; use in conjunction with `warnUnused true`.
- `nonexhaustiveExnMatch {default|ignore}`  
If `ignore`, suppress errors and warnings about nonexhaustive matches that arise solely from unmatched exceptions. If `default`, follow the behavior of `nonexhaustiveMatch`.
- `nonexhaustiveMatch {warn|error|ignore}`  
If `error` or `warn`, report nonexhaustive matches. An error will abort a compile, while a warning will not.
- `redundantMatch {warn|error|ignore}`  
If `error` or `warn`, report redundant matches. An error will abort a compile, while a warning will not.
- `sequenceNonUnit {ignore|error|warn}`  
If `error` or `warn`, report when `e1` is not of type `unit` in the sequence expression `(e1; e2)`. This can be helpful in detecting curried applications that are mistakenly not hully applied. To silence spurious messages, you can use `ignore e1`.
- `warnUnused {false|true}`  
Report unused identifiers.

## Next Steps

- [MLBasisAnnotationExamples](#)

---

Last edited on 2007-08-23 17:10:20 by [MatthewFluet](#).

# MLBasisAvailableLibraries

MLton comes with the following ML Basis files available.

- `$(SML_LIB)/basis/basis.mlb`  
The Basis Library.
- `$(SML_LIB)/basis/basis-1997.mlb`  
The (deprecated) 1997 version of the Basis Library.
- `$(SML_LIB)/basis/mlton.mlb`  
The MLton structure and signatures.
- `$(SML_LIB)/basis/sml-nj.mlb`  
The SMLofNJ structure and signature.
- `$(SML_LIB)/basis/unsafe.mlb`  
The Unsafe structure and signature.
- `$(SML_LIB)/mlyacc-lib/mlyacc-lib.mlb`  
Modules used by parsers built with MLYacc.
- `$(SML_LIB)/cml/cml.mlb`  
ConcurrentML, a library for message-passing concurrency.
- `$(SML_LIB)/mlnlffi-lib/mlnlffi-lib.mlb`  
ML-NLFFI, a library for foreign function interfaces.
- `$(SML_LIB)/mlrisc-lib/...`  
MLRISCLibrary, a library for retargetable and optimizing compiler back ends.
- `$(SML_LIB)/smlnj-lib/...`  
SMLNJLibrary, a collection of libraries distributed with SML/NJ.
- `$(SML_LIB)/ckit-lib/ckit-lib.mlb`  
CKitLibrary, a library for C source code.

## Basis fragments

There are a number of specialized ML Basis files for importing fragments of the Basis Library that can not be expressed within SML.

- `$(SML_LIB)/basis/pervasive-types.mlb`  
The top-level types and constructors of the Basis Library.
- `$(SML_LIB)/basis/pervasive-exns.mlb`  
The top-level exception constructors of the Basis Library.
- `$(SML_LIB)/basis/pervasive-vals.mlb`  
The top-level values of the Basis Library, without infix status.
- `$(SML_LIB)/basis/overloads.mlb`  
The top-level overloaded values of the Basis Library, without infix status.
- `$(SML_LIB)/basis/equal.mlb`  
The polymorphic equality = and inequality <> values, without infix status.
- `$(SML_LIB)/basis/infixes.mlb`  
The infix declarations of the Basis Library.
- `$(SML_LIB)/basis/pervasive.mlb`  
The entire top-level value and type environment of the Basis Library, with infix status. This is the same as importing the above six MLB files.

# MLBasisExamples

Here are some example uses of ML Basis files.

## Complete program

Suppose your complete program consists of the files `file1.sml`, ..., `filen.sml`, which depend upon libraries `lib1.mlb`, ..., `libm.mlb`.

```
(* import libraries *)
lib1.mlb
...
libm.mlb

(* program files *)
file1.sml
...
filen.sml
```

The bases denoted by `lib1.mlb`, ..., `libm.mlb` are merged (bindings of names in later bases take precedence over bindings of the same name in earlier bases), producing a basis in which `file1.sml`, ..., `filen.sml` are elaborated, adding additional bindings to the basis.

## Export filter

Suppose you only want to export certain structures, signatures, and functors from a collection of files.

```
local
 file1.sml
 ...
 filen.sml
in
 (* export filter here *)
 functor F
 structure S
end
```

While `file1.sml`, ..., `filen.sml` may declare top-level identifiers in addition to `F` and `S`, such names are not accessible to programs and libraries that import this `.mlb`.

## Export filter with renaming

Suppose you want an export filter, but want to rename one of the modules.

```
local
 file1.sml
 ...
 filen.sml
in
 (* export filter, with renaming, here *)
 functor F
 structure S' = S
end
```

Note that functor `F` is an abbreviation for functor `F = F`, which simply exports an identifier under the same name.

## Import filter

Suppose you only want to import a functor `F` from one library and a structure `S` from another library.

```
local
 lib1.mlb
in
 (* import filter here *)
 functor F
end
local
 lib2.mlb
in
 (* import filter here *)
 structure S
end
file1.sml
...
filen.sml
```

## Import filter with renaming

Suppose you want to import a structure `S` from one library and another structure `S` from another library.

```
local
 lib1.mlb
in
 (* import filter, with renaming, here *)
 structure S1 = S
end
local
 lib2.mlb
in
 (* import filter, with renaming, here *)
 structure S2 = S
end
file1.sml
...
filen.sml
```

## Full Basis

Since the Modules level of SML is the natural means for organizing program and library components, MLB files provide convenient syntax for renaming Modules level identifiers (in fact, renaming of functor identifiers provides a mechanism that is not available in SML). However, please note that `.mlb` files elaborate to full bases including top-level types and values (including infix status), in addition to structures, signatures, and functors. For example, suppose you wished to extend the Basis Library with an `('a, 'b)` either datatype corresponding to a disjoint sum; the type and some operations should be available at the top-level; additionally, a signature and structure provide the complete interface.

We could use the following files.

either-sigs.sml

```

signature EITHER_GLOBAL =
sig
 datatype ('a, 'b) either = Left of 'a | Right of 'b
 val & : ('a -> 'c) * ('b -> 'c) -> ('a, 'b) either -> 'c
 val && : ('a -> 'c) * ('b -> 'd) -> ('a, 'b) either -> ('c, 'd) either
end

signature EITHER =
sig
 include EITHER_GLOBAL
 val isLeft : ('a, 'b) either -> bool
 val isRight : ('a, 'b) either -> bool
 ...
end

```

either-strs.sml

```

structure Either : EITHER =
struct
 datatype ('a, 'b) either = Left of 'a | Right of 'b
 fun f & g = fn x =>
 case x of Left z => f z | Right z => g z
 fun f && g = (Left o f) & (Right o g)
 fun isLeft x = ((fn _ => true) & (fn _ => false)) x
 fun isRight x = (not o isLeft) x
 ...
end
structure EitherGlobal : EITHER_GLOBAL = Either

```

either-infixes.sml

```

infixr 3 & &&

```

either-open.sml

```

open EitherGlobal

```

either.mlb

```

either-infixes.sml
local
 (* import Basis Library *)
 $(SML_LIB)/basis/basis.mlb
 either-sigs.sml
 either-strs.sml
in
 signature EITHER
 structure Either
 either-open.sml
end

```

A client that imports `either.mlb` will have access to neither `EITHER_GLOBAL` nor `EitherGlobal`, but will have access to the type `either` and the values `&` and `&&` (with infix status) in the top-level environment. Note that `either-infixes.sml` is outside the scope of the local, because we want the infixes available in the implementation of the library and to clients of the library.



---

Last edited on 2005-12-02 04:21:48 by StephenWeeks.

## MLBasisPathMap

An ML Basis path map describes a map from ML Basis path variables (of the form `$(VAR)`) to file system paths. ML Basis path variables provide a flexible way to refer to libraries while allowing them to be moved without changing their clients.

The format of an `mlb-path-map` file is a sequence of lines; each line consists of two, white-space delimited tokens. The first token is a path variable `VAR` and the second token is the path to which the variable is mapped. The path may include path variables, which are recursively expanded.

The mapping from path variables to paths is initialized by reading a system-wide configuration file: `/usr/lib/mlton/mlb-path-map`. Additional path maps can be specified with `-mlb-path-map` (see CompileTimeOptions). Configuration files are processed from first to last and from top to bottom, later mappings take precedence over earlier mappings.

The compiler and system-wide configuration file makes the following path variables available.

| MLB path variable        | Description                                                            |
|--------------------------|------------------------------------------------------------------------|
| <code>SML_LIB</code>     | path to system-wide libraries, usually <code>/usr/lib/mlton/sml</code> |
| <code>TARGET_ARCH</code> | string representation of target architecture                           |
| <code>TARGET_OS</code>   | string representation of target operating system                       |

---

Last edited on 2006-04-23 21:06:47 by MatthewFluet.

# MLBasisSyntaxAndSemantics

An ML Basis (MLB) file should have the `.mlb` suffix and should contain a basis declaration.

## Syntax

A basis declaration (*basdec*) must be one of the following forms.

- `basis basid = basexp` (and `basid = basexp`)\*
- `open basid1 ... basidn`
- `local basdec in basdec end`
- `basdec [;] basdec`
- `structure strid [= strid] (and strid [= strid])*`
- `signature sigid [= sigid] (and sigid [= sigid])*`
- `functor funid [= funid] (and funid [= funid])*`
- `path.sml, path.sig, or path.fun`
- `path.mlb`
- `ann "ann" in basdec end`

A basis expression (*basexp*) must be of one the following forms.

- `bas basdec end`
- `basid`
- `let basdec in basexp end`

Nested SML-style comments (enclosed with `( * and * )`) are ignored (but LineDirectives are recognized).

Paths can be relative or absolute. Relative paths are relative to the directory containing the MLB file. Paths may include path variables and are expanded according to a path map. Unquoted paths may include alpha-numeric characters and the symbols `"-"` and `"_"`, along with the arc separator `"/"` and extension separator `."`. More complicated paths, including paths with spaces, may be included by quoting the path with `"`. A quoted path is lexed as an SML string constant.

Annotations allow a library author to control options that affect the elaboration of SML source files.

## Semantics

There is a  formal semantics for ML Basis files in the style of the Definition. Here, we give an informal explanation.

An SML structure is a collection of types, values, and other structures. Similarly, a basis is a collection, but of more kinds of objects: types, values, structures, fixities, signatures, functors, and other bases.

A basis declaration denotes a basis. A structure, signature, or functor declaration denotes a basis containing the corresponding module. Sequencing of basis declarations merges bases, with later definitions taking precedence over earlier ones, just like sequencing of SML declarations. Local declarations provide name hiding, just like SML local declarations. A reference to an SML source file causes the file to be elaborated in the basis extant at the point of reference. A reference to an MLB file causes the basis denoted by that MLB file to be imported -- the basis at the point of reference does *not* affect the imported basis.

Basis expressions and basis identifiers allow binding a basis to a name.

An MLB file is elaborated starting in an empty basis. Each MLB file is elaborated and evaluated only once, with the result being cached. Subsequent references use the cached value. Thus, any observable effects due to evaluation are not duplicated if the MLB file is referred to multiple times.

---

Last edited on 2007-08-23 04:22:13 by MatthewFluet.

# MLKit

The  ML Kit is a Standard ML Compiler.

## Some Properties of the MLKit

- SML'97
  - ◆ including most of the latest Standard ML Basis Library
- Supports ML Basis Files
  - ◆ and *separate compilation*
- Region-Based Memory Management
  - ◆ and garbage collection
- Two Backends
  - ◆ native x86 and bytecode

At the time of writing, MLKit does not support:

- concurrent programming / threads,
- calling from C to SML.

---

Last edited on 2006-02-04 11:17:46 by VesaKarvonen.

# MLNLFFI

ML-NLFFI is the no-longer-foreign-function interface library for SML.

As of 20050212, MLton has an initial port of ML-NLFFI from SML/NJ to MLton. All of the ML-NLFFI functionality is present.

Additionally, MLton has an initial port of the `mlnlffigen` tool from SML/NJ to MLton. Due to low-level details, the code generated by SML/NJ's `ml-nlffigen` is not compatible with MLton, and vice-versa. However, the generated code has the same interface, so portable client code can be written. MLton's `mlnlffigen` does not currently support C functions with `struct` or `union` arguments.

## Usage

- You can import the ML-NLFFI Library into an MLB file with

| MLB file                                             | Description |
|------------------------------------------------------|-------------|
| <code>\$(SML_LIB)/mlnlffi-lib/mlnlffi-lib.mlb</code> |             |

- If you are porting a project from SML/NJ's CompilationManager to MLton's ML Basis system using `cm2mlb`, note that the following maps are included by default:

```
$c/c.mlb $(SML_LIB)/mlnlffi-lib/mlnlffi-lib.mlb
```

This will automatically convert a `$/c.cm` import in an input `.cm` file into a `$(SML_LIB)/mlnlffi-lib/mlnlffi-lib.mlb` import in the output `.mlb` file.

## Also see

- Blume01
- MLNLFFIImplementation

---

Last edited on 2007-08-23 17:24:47 by MatthewFluet.

# MLNLFFIImplementation

MLton's implementation(s) of the MLNLFFI library differs from the SML/NJ implementation in two important ways:

- MLton cannot utilize the `Unsafe.cast` "cheat" described in Section 3.7 of Blume01. (MLton's representation of closures and aggressive representation optimizations make an `Unsafe.cast` even more "unsafe" than in other implementations.) We have considered two solutions:
  - ◆ One solution is to utilize an additional type parameter (as described in Section 3.7 of Blume01):

```
signature C = sig
 type ('t, 'f, 'c) obj
 eqtype ('t, 'f, 'c) obj'
 ...
 type ('o, 'f) ptr
 eqtype ('o, 'f) ptr'
 ...
 type 'f fptr
 type 'f ptr'
 ...
structure T : sig
 type ('t, 'f) typ
 ...
end
end
```

*The rule for ('t, 'f, 'c) obj, ('t, 'f, 'c) ptr, and also ('t, 'f) T.typ is that whenever F fptr occurs within the instantiation of 't, then 'f must be instantiated to F. In all other cases, 'f will be instantiated to unit. (In the actual MLton implementation, an abstract type naf (not-a-function) is used instead of unit.)*

While this means that type-annotated programs may not type-check under both the SML/NJ implementation and the MLton implementation, this should not be a problem in practice. Tools, like `ml-nlffigen`, which are necessarily implementation dependent (in order to make calls through a C function pointer), may be easily extended to emit the additional type parameter. Client code which uses such generated glue-code (e.g., Section 1 of Blume01) need rarely write type-annotations, thanks to the magic of type inference.

- ◆ The above implementation suffers from two disadvantages. First, it changes the MLNLFFI Library interface, meaning that the same program may not type-check under both the SML/NJ implementation and the MLton implementation (though, in light of type inference and the richer MLRep structure provided by MLton, this point is mostly moot).

Second, it appears to unnecessarily duplicate type information. For example, an external C variable of type `int (* f[3]) (int)` (that is, an array of three function pointers), would be represented by the SML type

```
((sint -> sint) fptr, dec dg3) arr, sint -> sint, rw) obj.
```

One might well ask why the 'f instantiation (`sint -> sint` in this case) cannot be *extracted* from the 't instantiation (`((sint -> sint) fptr, dec dg3) arr` in this case), obviating the need for a separate *function-type* type argument. There are a number of components to an complete answer to this question. Foremost is the fact that Standard ML supports neither (general) type-level functions nor intensional polymorphism.

A more direct answer for MLNLFFI is that in the SML/NJ implementation, the definition of the types `('t, 'c) obj` and `('t, 'c) ptr` are made in such a way that the type variables `'t` and `'c` are phantom (not contributing to the run-time representation of an `('t, 'c) obj` or `('t, 'c) ptr` value), despite the fact that the types `((sint -> sint) fptr, rw) ptr` and `((double -> double) fptr, rw) ptr` necessarily carry distinct (and type incompatible) run-time (C-)type information (RTTI), corresponding to the different calling conventions of the two C functions. The `Unsafe.cast` "cheat" overcomes the type incompatibility without introducing a new type variable (as in the first solution above).

Hence, the reason that *function-type* type cannot be extracted from the `'t` type variable instantiation is that the type of the representation of RTTI doesn't even *see* the (phantom) `'t` type variable. The solution which presents itself is to give up on the phantomness of the `'t` type variable, making it available to the representation of RTTI.

This is not without some small drawbacks. Because many of the types used to instantiate `'t` carry more structure than is strictly necessary for `'t`'s RTTI, it is sometimes necessary to wrap and unwrap RTTI to accommodate the additional structure. (In the other implementations, the corresponding operations can pass along the RTTI unchanged.) However, these coercions contribute minuscule overhead; in fact, in a majority of cases, MLton's optimizations will completely eliminate the RTTI from the final program.

The implementation distributed with MLton uses the second solution.

Bonus question: Why can't one use a universal type to eliminate the use of `Unsafe.cast`?

◆ Answer: ???

- MLton (in both of the above implementations) provides a richer MLRep structure, utilizing `Int<N>` and `Word<N>` structures.

```
structure MLRep = struct
 structure Char =
 struct
 structure Signed = Int8
 structure Unsigned = Word8
 (* word-style bit-operations on integers... *)
 structure SignedBitOps = IntBitOps(structure I = Signed
 structure W = Unsigned)
 end
 structure Short =
 struct
 structure Signed = Int16
 structure Unsigned = Word16
 (* word-style bit-operations on integers... *)
 structure SignedBitOps = IntBitOps(structure I = Signed
 structure W = Unsigned)
 end
 structure Int =
 struct
 structure Signed = Int32
 structure Unsigned = Word32
 (* word-style bit-operations on integers... *)
 structure SignedBitOps = IntBitOps(structure I = Signed
 structure W = Unsigned)
 end
 structure Long =
```



```

 struct
 structure Signed = Int32
 structure Unsigned = Word32
 (* word-style bit-operations on integers... *)
 structure SignedBitOps = IntBitOps(structure I = Signed
 structure W = Unsigned)
 end
 structure LongLong =
 struct
 structure Signed = Int64
 structure Unsigned = Word64
 (* word-style bit-operations on integers... *)
 structure SignedBitOps = IntBitOps(structure I = Signed
 structure W = Unsigned)
 end
 structure Float = Real32
 structure Double = Real64
end

```

This would appear to be a better interface, even when an implementation must choose `Int32` and `Word32` as the representation for smaller C-types.

---

Last edited on 2007-08-15 22:06:50 by [MatthewFluet](#).

# MLRISCLibrary

The  **MLRISC Library** is a framework for retargetable and optimizing compiler back ends. The MLRISC Library is distributed with SML/NJ. Due to differences between SML/NJ and MLton, this library will not work out-of-the box with MLton.

As of 20070812, MLton includes a port of the MLRISC Library synchronized with SML/NJ version 110.65.

## Usage

- You can import a sub-library of the MLRISC Library into an MLB file with:

| MLB file                                                    | Description                  |
|-------------------------------------------------------------|------------------------------|
| <code>\$(SML_LIB)/mlrisc-lib/mlb/ALPHA.mlb</code>           | The ALPHA backend            |
| <code>\$(SML_LIB)/mlrisc-lib/mlb/AMD64.mlb</code>           | The AMD64 backend            |
| <code>\$(SML_LIB)/mlrisc-lib/mlb/AMD64-Peepphole.mlb</code> | The AMD64 peephole optimizer |
| <code>\$(SML_LIB)/mlrisc-lib/mlb/Control.mlb</code>         |                              |
| <code>\$(SML_LIB)/mlrisc-lib/mlb/Graphs.mlb</code>          |                              |
| <code>\$(SML_LIB)/mlrisc-lib/mlb/HPPA.mlb</code>            | The HPPA backend             |
| <code>\$(SML_LIB)/mlrisc-lib/mlb/IA32.mlb</code>            | The IA32 backend             |
| <code>\$(SML_LIB)/mlrisc-lib/mlb/IA32-Peepphole.mlb</code>  | The IA32 peephole optimizer  |
| <code>\$(SML_LIB)/mlrisc-lib/mlb/Lib.mlb</code>             |                              |
| <code>\$(SML_LIB)/mlrisc-lib/mlb/MLRISC.mlb</code>          |                              |
| <code>\$(SML_LIB)/mlrisc-lib/mlb/MLTREE.mlb</code>          |                              |
| <code>\$(SML_LIB)/mlrisc-lib/mlb/PPC.mlb</code>             | The PPC backend              |
| <code>\$(SML_LIB)/mlrisc-lib/mlb/RA.mlb</code>              |                              |
| <code>\$(SML_LIB)/mlrisc-lib/mlb/SA.mlb</code>              |                              |
| <code>\$(SML_LIB)/mlrisc-lib/mlb/SPARC.mlb</code>           | The Sparc backend            |
| <code>\$(SML_LIB)/mlrisc-lib/mlb/Visual.mlb</code>          |                              |

- If you are porting a project from SML/NJ's CompilationManager to MLton's ML Basis system using `cm2mlb`, note that the following map is included by default:

```
$SMLNJ-MLRISC $(SML_LIB)/mlrisc-lib/mlb
```

This will automatically convert a `$SMLNJ-MLRISC/MLRISC.cm` import in an input `.cm` file into a `$(SML_LIB)/mlrisc-lib/mlb/MLRISC.mlb` import in the output `.mlb` file.

## Details

The following changes were made to the MLRISC Library, in addition to deriving the `.mlb` file from the `.cm` files:

- eliminate or-patterns: Duplicate the whole match (`p => e`) at each of the patterns.
- eliminate vector constants: Change `# [` to `Vector.fromList [`.
- eliminate `withtype` in signatures.

- eliminate sequential `withtype` expansions: Most could be rewritten as a sequence of type definitions and datatype definitions.
- eliminate higher-order functors: Every higher-order functor definition and application could be uncurried in the obvious way.
- eliminate `where <str> = <str>`: Quite painful to expand out all the flexible types in the respective structures. Furthermore, many of the implied type equalities aren't needed, but it's too hard to pick out the right ones.

## Patch

-  [MLRISC.patch](#)

---

Last edited on 2007-08-23 17:24:50 by [MatthewFluet](#).

# MLj

 MLj is a Standard ML Compiler that targets Java bytecode. It is no longer maintained. It has morphed into SML.NET.

BentonEtAl98 and BentonKennedy99 describe MLj.

---

Last edited on 2004-12-30 20:11:59 by StephenWeeks.

# MLmon

An `mlmon.out` file records dynamic profiling counts.

## File format

An `mlmon.out` file is a text file with a sequence of lines.

- The string "MLton prof".
- The string "alloc", "count", or "time", depending on the kind of profiling information, corresponding to the command-line argument supplied to `mlton -profile`.
- The string "current" or "stack" depending on whether profiling data was gathered for only the current function (the top of the stack) or for all functions on the stack. This corresponds to whether the executable was compiled with `-profile-stack false` or `-profile-stack true`.
- The magic number of the executable.
- The number of non-gc ticks, followed by a space, then the number of GC ticks.
- The number of (split) functions for which data is recorded.
- A line for each (split) function with counts. Each line contains an integer count of the number of ticks while the function was current. In addition, if stack data was gathered (`-profile-stack true`), then the line contains two additional tick counts:
  - ◆ the number of ticks while the function was on the stack.
  - ◆ the number of ticks while the function was on the stack and a GC was performed.
- The number of (master) functions for which data is recorded.
- A line for each (master) function with counts. The lines have the same format and meaning as with split-function counts.

---

Last edited on 2006-10-23 22:02:16 by StephenWeeks.

# MLtonArray

**signature** MLTON\_ARRAY =

**sig**

**val** unfoldi: int \* 'b \* (int \* 'b -> 'a \* 'b) -> 'a array \* 'b  
**end**

- **unfoldi** (n, b, f)

constructs an array  $a$  of length  $n$ , whose elements  $a_i$  are determined by the equations  $b_0 = b$  and  $(a_i, b_{i+1}) = f(i, b_i)$ .

---

Last edited on 2007-08-23 03:43:43 by [MatthewFluet](#).

# MLtonBinIO

**signature** MLTON\_BIN\_IO = MLTON\_IO

See [MLtonIO](#).

---

Last edited on 2005-12-01 21:00:20 by [StephenWeeks](#).

# MLtonCont

```
signature MLTON_CONT =
 sig
 type 'a t

 val callcc: ('a t -> 'a) -> 'a
 val prepend: 'a t * ('b -> 'a) -> 'b t
 val throw: 'a t * 'a -> 'b
 val throw': 'a t * (unit -> 'a) -> 'b
 end
```

- `type 'a t`  
the type of continuations that expect a value of type 'a.
- `callcc f`  
applies `f` to the current continuation. This copies the entire stack; hence, `callcc` takes time proportional to the current stack size.
- `prepend (k, f)`  
composes a function `f` with a continuation `k` to create a continuation that first does `f` and then does `k`. This is a constant time operation.
- `throw (k, v)`  
throws value `v` to continuation `k`. This copies the entire stack of `k`; hence, `throw` takes time proportional to the size of this stack.
- `throw' (k, th)`  
a generalization of `throw` that evaluates `th ()` in the context of `k`. Thus, for example, if `th ()` raises an exception or grabs another continuation, it will see `k`, not the current continuation.

---

Last edited on 2007-08-23 03:43:48 by [MatthewFluet](#).



# MLtonExn

```
signature MLTON_EXN =
 sig
 val addExnMessenger: (exn -> string option) -> unit
 val history: exn -> string list

 val defaultTopLevelHandler: exn -> 'a
 val getTopLevelHandler: unit -> (exn -> unit)
 val setTopLevelHandler: (exn -> unit) -> unit
 val topLevelHandler: exn -> 'a
 end
```

- `addExnMessenger f`  
adds `f` as a pretty-printer to be used by `General.exnMessage` for converting exceptions to strings. Messagers are tried in order from most recently added to least recently added.
- `history e`  
returns call stack at the point that `e` was first raised. Each element of the list is a file position. The elements are in reverse chronological order, i.e. the function called last is at the front of the list.

`history e` will return `[]` unless the program is compiled with  
`-const 'Exn.keepHistory true'.`

- `defaultTopLevelHandler e`  
function that behaves as the default top level handler; that is, print out the unhandled exception message for `e` and exit.
- `getTopLevelHandler ()`  
get the top level handler.
- `setTopLevelHandler f`  
set the top level handler to the function `f`. The function `f` should not raise an exception or return normally.
- `topLevelHandler e`  
behaves as if the top level handler received the exception `e`.

---

Last edited on 2007-08-23 03:43:53 by [MatthewFluet](#).

# MLtonFinalizable

```
signature MLTON_FINALIZABLE =
 sig
 type 'a t

 val addFinalizer: 'a t * ('a -> unit) -> unit
 val finalizeBefore: 'a t * 'b t -> unit
 val new: 'a -> 'a t
 val touch: 'a t -> unit
 val withValue: 'a t * ('a -> 'b) -> 'b
 end
```

A *finalizable* value is a container to which finalizers can be attached. A container holds a value, which is reachable as long as the container itself is reachable. A *finalizer* is a function that runs at some point after garbage collection determines that the container to which it is attached has become unreachable. A finalizer is treated like a signal handler, in that it runs asynchronously in a separate thread, with signals blocked, and will not interrupt a critical section (see [MLtonThread](#)).

- `addFinalizer (v, f)`  
adds `f` as a finalizer to `v`. This means that sometime after the last call to `withValue` on `v` completes and `v` becomes unreachable, `f` will be called with the value of `v`.
- `finalizeBefore (v1, v2)`  
ensures that `v1` will be finalized before `v2`. A cycle of values `v = v1, ..., vn = v` with `finalizeBefore (vi, vi+1)` will result in none of the `vi` being finalized.
- `new x`  
creates a new finalizable value, `v`, with value `x`. The finalizers of `v` will run sometime after the last call to `withValue` on `v` when the garbage collector determines that `v` is unreachable.
- `touch v`  
ensures that `v`'s finalizers will not run before the call to `touch`.
- `withValue (v, f)`  
returns the result of applying `f` to the value of `v` and ensures that `v`'s finalizers will not run before `f` completes. The call to `f` is a nontail call.

## Example

Suppose that `finalizable.sml` contains the following.

```
signature CLIST =
 sig
 type t

 val cons: int * t -> t
 val sing: int -> t
 val sum: t -> int
 end

functor CList (structure F: MLTON_FINALIZABLE
 structure Prim:
 sig
 val cons: int * Word32.word -> Word32.word
 val free: Word32.word -> unit
 val sing: int -> Word32.word
 val sum: Word32.word -> int
```

```

 end): CLIST =
 struct
 type t = Word32.word F.t

 fun cons (n: int, l: t) =
 F.withValue
 (l, fn w' =>
 let
 val c = F.new (Prim.cons (n, w'))
 val _ = F.addFinalizer (c, Prim.free)
 val _ = F.finalizeBefore (c, l)
 in
 c
 end)

 fun sing n =
 let
 val c = F.new (Prim.sing n)
 val _ = F.addFinalizer (c, Prim.free)
 in
 c
 end

 fun sum c = F.withValue (c, Prim.sum)
 end

functor Test (structure CList: CLIST
 structure MLton: sig
 structure GC:
 sig
 val collect: unit -> unit
 end
 end) =
 struct
 fun f n =
 if n = 1
 then ()
 else
 let
 val a = Array.tabulate (n, fn i => i)
 val _ = Array.sub (a, 0) + Array.sub (a, 1)
 in
 f (n - 1)
 end

 val l = CList.sing 2
 val l = CList.cons (2,l)
 val l = CList.cons (2,l)
 val l = CList.cons (2,l)
 val l = CList.cons (2,l)
 val l = CList.cons (2,l)
 val l = CList.cons (2,l)
 val _ = MLton.GC.collect ()
 val _ = f 100
 val _ = print (concat ["listSum(1) = ",
 Int.toString (CList.sum l),
 "\n"])

 val _ = MLton.GC.collect ()
 val _ = f 100
 end

```

```

structure CList =
 CList (structure F = MLton.Finalizable
 structure Prim =
 struct
 val cons = _import "listCons": int * Word32.word -> Word32.word;
 val free = _import "listFree": Word32.word -> unit;
 val sing = _import "listSing": int -> Word32.word;
 val sum = _import "listSum": Word32.word -> int;
 end)

structure S = Test (structure CList = CList
 structure MLton = MLton)

```

Suppose that `cons.c` contains the following.

```

#include <stdio.h>

typedef unsigned int uint;

typedef struct Cons {
 struct Cons *next;
 int value;
} *Cons;

Cons listCons (int n, Cons c) {
 Cons res;

 res = (Cons) malloc (sizeof(*res));
 fprintf (stderr, "0x%08x = listCons (%d)\n", (uint)res, n);
 res->next = c;
 res->value = n;
 return res;
}

Cons listSing (int n) {
 Cons res;

 res = (Cons) malloc (sizeof(*res));
 fprintf (stderr, "0x%08x = listSing (%d)\n", (uint)res, n);
 res->next = NULL;
 res->value = n;
 return res;
}

void listFree (Cons p) {
 fprintf (stderr, "listFree (0x%08x)\n", (uint)p);
 free (p);
}

int listSum (Cons c) {
 int res;

 fprintf (stderr, "listSum\n");
 res = 0;
 for (; c != NULL; c = c->next)
 res += c->value;
 return res;
}

```

We can compile these to create an executable with

```
% mlton -default-ann 'allowFFI true' finalizable.sml cons.c
```

Running this executable will create output like the following.

```
% finalizable
0x08072890 = listSing (2)
0x080728a0 = listCons (2)
0x080728b0 = listCons (2)
0x080728c0 = listCons (2)
0x080728d0 = listCons (2)
0x080728e0 = listCons (2)
0x080728f0 = listCons (2)
listSum
listSum(1) = 14
listFree (0x080728f0)
listFree (0x080728e0)
listFree (0x080728d0)
listFree (0x080728c0)
listFree (0x080728b0)
listFree (0x080728a0)
listFree (0x08072890)
```

## Synchronous Finalizers

Finalizers in MLton are asynchronous. That is, they run at an unspecified time, interrupting the user program. It is also possible, and sometimes useful, to have synchronous finalizers, where the user program explicitly decides when to run enabled finalizers. We have considered this in MLton, and it seems possible, but there are some unresolved design issues. See the thread at

- <http://mlton.org/pipermail/mlton/2004-September/016570.html>

## Also see

- [Boehm03](#)

---

Last edited on 2007-08-23 03:44:00 by [MatthewFluet](#).

# MLtonGC

```
signature MLTON_GC =
 sig
 val collect: unit -> unit
 val pack: unit -> unit
 val setMessages: bool -> unit
 val setSummary: bool -> unit
 val unpack: unit -> unit
 end
```

- `collect ()`  
causes a garbage collection to occur.
- `pack ()`  
shrinks the heap as much as possible so that other processes can use available RAM.
- `setMessages b`  
controls whether diagnostic messages are printed at the beginning and end of each garbage collection. It is the same as the `gc-messages` runtime system option.
- `setSummary b`  
controls whether a summary of garbage collection statistics is printed upon termination of the program. It is the same as the `gc-summary` runtime system option.
- `unpack ()`  
resizes a packed heap to the size desired by the runtime.

---

Last edited on 2007-08-23 03:44:05 by [MatthewFluet](#).

# MLtonIO

```
signature MLTON_IO =
 sig
 type instream
 type outstream

 val inFd: instream -> Posix.IO.file_desc
 val mkstemp: string -> string * outstream
 val mkstemps: {prefix: string, suffix: string} -> string * outstream
 val newIn: Posix.IO.file_desc * string -> instream
 val newOut: Posix.IO.file_desc * string -> outstream
 val outFd: outstream -> Posix.IO.file_desc
 val tempPrefix: string -> string
 end
```

- `inFd ins`  
returns the file descriptor corresponding to `ins`.
- `mkstemp s`  
like the C `mkstemp` function, generates and open a temporary file with prefix `s`.
- `mkstemps {prefix, suffix}`  
like `mkstemp`, except it has both a prefix and suffix.
- `newIn (fd, name)`  
creates a new instream from file descriptor `fd`, with `name` used in any `IO` exceptions later raised.
- `newOut (fd, name)`  
creates a new outstream from file descriptor `fd`, with `name` used in any `IO` exceptions later raised.
- `outFd out`  
returns the file descriptor corresponding to `out`.
- `tempPrefix s`  
adds a suitable system or user specific prefix (directory) for temp files.

---

Last edited on 2007-08-23 03:44:14 by [MatthewFluet](#).

# MLtonIntInf

```
signature MLTON_INT_INF =
 sig
 type t = IntInf.int

 val areSmall: t * t -> bool
 val gcd: t * t -> t
 val isSmall: t -> bool

 structure BigWord : WORD
 structure SmallInt : INTEGER
 datatype rep =
 Big of BigWord.word vector
 | Small of SmallInt.int
 val rep: t -> rep
 end
```

MLton represents an arbitrary precision integer either as an unboxed word with the bottom bit set to 1 and the top bits representing a small signed integer, or as a pointer to a vector of words, where the first word indicates the sign and the rest are the limbs of a GnuMP big integer.

- type t  
the same as type IntInf.int.
- areSmall (a, b)  
returns true iff both a and b are small.
- gcd (a, b)  
uses the GnuMP's fast gcd implementation.
- isSmall a  
returns true iff a is small.
- BigWord : WORD  
representation of a big IntInf.int as a vector of words; on 32-bit platforms, BigWord is likely to be equivalent to Word32, and on 64-bit platforms, BigWord is likely to be equivalent to Word64.
- SmallInt : INTEGER  
representation of a small IntInf.int as a signed integer; on 32-bit platforms, SmallInt is likely to be equivalent to Int32, and on 64-bit platforms, SmallInt is likely to be equivalent to Int64.
- datatype rep  
the underlying representation of an IntInf.int.
- rep i  
returns the underlying representation of i.

---

Last edited on 2007-08-23 13:54:34 by MatthewFluet.



# MLtonItimer

```
signature MLTON_ITIMER =
```

```
sig
```

```
 datatype t =
```

```
 Prof
```

```
 | Real
```

```
 | Virtual
```

```
 val set: t * {interval: Time.time, value: Time.time} -> unit
```

```
 val signal: t -> Posix.Signal.signal
```

```
end
```

- `set (t, {interval, value})`  
sets the interval timer (using `setitimer`) specified by `t` to the given interval and value.
- `signal t`  
returns the signal corresponding to `t`.

---

Last edited on 2007-08-23 03:44:18 by [MatthewFluet](#).

# MLtonMonoArray

```
signature MLTON_MONO_ARRAY =
 sig
 type t
 type elem
 val fromPoly: elem array -> t
 val toPoly: t -> elem array
 end
```

- `type t`  
type of monomorphic array
  - `type elem`  
type of array elements
  - `fromPoly a`  
type cast a polymorphic array to its monomorphic counterpart; the argument and result arrays share the same identity
  - `toPoly a`  
type cast a monomorphic array to its polymorphic counterpart; the argument and result arrays share the same identity
- 

Last edited on 2007-08-23 03:44:22 by [MatthewFluet](#).

# MLtonMonoVector

```
signature MLTON_MONO_VECTOR =
 sig
 type t
 type elem
 val fromPoly: elem vector -> t
 val toPoly: t -> elem vector
 end
```

- type t  
 type of monomorphic vector
  - type elem  
 type of vector elements
  - fromPoly v  
 type cast a polymorphic vector to its monomorphic counterpart; in MLton, this is a constant-time operation
  - toPoly v  
 type cast a monomorphic vector to its polymorphic counterpart; in MLton, this is a constant-time operation
- 

Last edited on 2007-08-23 03:44:26 by [MatthewFluet](#).

# MLtonPlatform

```
signature MLTON_PLATFORM =
 sig
 structure Arch:
 sig
 datatype t = Alpha | AMD64 | ARM | HPPA | IA64 | m68k
 | MIPS | PowerPC | S390 | Sparc | X86

 val fromString: string -> t option
 val host: t
 val toString: t -> string
 end

 structure OS:
 sig
 datatype t = AIX | Cygwin | Darwin | FreeBSD | HPUX
 | Linux | MinGW | NetBSD | OpenBSD | Solaris

 val fromString: string -> t option
 val host: t
 val toString: t -> string
 end
 end
end
```

- datatype Arch.t  
processor architectures
- Arch.fromString a  
converts from string to architecture. Case insensitive.
- Arch.host  
the architecture for which the program is compiled.
- Arch.toString  
string for architecture.
- datatype OS.t  
operating systems
- OS.fromString  
converts from string to operating system. Case insensitive.
- OS.host  
the operating system for which the program is compiled.
- OS.toString  
string for operating system.

---

Last edited on 2007-08-23 03:44:30 by [MatthewFluet](#).

# MLtonPointer

```
signature MLTON_POINTER =
sig
 eqtype t

 val add: t * word -> t
 val compare: t * t -> order
 val diff: t * t -> word
 val getInt8: t * int -> Int8.int
 val getInt16: t * int -> Int16.int
 val getInt32: t * int -> Int32.int
 val getInt64: t * int -> Int64.int
 val getPointer: t * int -> t
 val getReal32: t * int -> Real32.real
 val getReal64: t * int -> Real64.real
 val getWord8: t * int -> Word8.word
 val getWord16: t * int -> Word16.word
 val getWord32: t * int -> Word32.word
 val getWord64: t * int -> Word64.word
 val null: t
 val setInt8: t * int * Int8.int -> unit
 val setInt16: t * int * Int16.int -> unit
 val setInt32: t * int * Int32.int -> unit
 val setInt64: t * int * Int64.int -> unit
 val setPointer: t * int * t -> unit
 val setReal32: t * int * Real32.real -> unit
 val setReal64: t * int * Real64.real -> unit
 val setWord8: t * int * Word8.word -> unit
 val setWord16: t * int * Word16.word -> unit
 val setWord32: t * int * Word32.word -> unit
 val setWord64: t * int * Word64.word -> unit
 val sub: t * word -> t
end
```

- eqtype t  
the type of pointers, i.e. machine addresses.
- add (p, w)  
returns the pointer w bytes after than p. Does not check for overflow.
- compare (p1, p2)  
compares the pointer p1 to the pointer p2 (as addresses).
- diff (p1, p2)  
returns the number of bytes w such that add (p2, w) = p1. Does not check for overflow.
- getX (p, i)  
returns the object stored at index i of the array of X objects pointed to by p. For example, getWord32 (p, 7) returns the 32-bit word stored 28 bytes beyond p.
- null  
the null pointer, i.e. 0.
- setX (p, i, v)  
assigns v to the object stored at index i of the array of X objects pointed to by p. For example, setWord32 (p, 7, w) stores the 32-bit word w at the address 28 bytes beyond p.
- sub (p, w)  
returns the pointer w bytes before p. Does not check for overflow.

# MLtonProcEnv

**signature** MLTON\_PROC\_ENV =

**sig**

**type** gid

**val** setenv: {name: string, value: string} -> unit

**val** setgroups: gid list -> unit

**end**

- setenv {name, value}  
like the C setenv function. Does not require name or value to be null terminated.
- setgroups grps  
like the C setgroups function.

---

Last edited on 2007-08-23 03:44:40 by [MatthewFluet](#).

# MLtonProcess

```
signature MLTON_PROCESS =
 sig
 type pid

 val spawn: {args: string list, path: string} -> pid
 val spawnw: {args: string list, env: string list, path: string} -> pid
 val spawnp: {args: string list, file: string} -> pid

 type ('stdin, 'stdout, 'stderr) t

 type input
 type output

 type none
 type chain
 type any

 exception MisuseOfForget
 exception DoublyRedirected

 structure Child:
 sig
 type ('use, 'dir) t

 val binIn: (BinIO.instream, input) t -> BinIO.instream
 val binOut: (BinIO.outstream, output) t -> BinIO.outstream
 val fd: (Posix.FileSys.file_desc, 'dir) t -> Posix.FileSys.file_desc
 val remember: (any, 'dir) t -> ('use, 'dir) t
 val textIn: (TextIO.instream, input) t -> TextIO.instream
 val textOut: (TextIO.outstream, output) t -> TextIO.outstream
 end

 structure Param:
 sig
 type ('use, 'dir) t

 val child: (chain, 'dir) Child.t -> (none, 'dir) t
 val fd: Posix.FileSys.file_desc -> (none, 'dir) t
 val file: string -> (none, 'dir) t
 val forget: ('use, 'dir) t -> (any, 'dir) t
 val null: (none, 'dir) t
 val pipe: ('use, 'dir) t
 val self: (none, 'dir) t
 end

 val create:
 {args: string list,
 env: string list option,
 path: string,
 stderr: ('stderr, output) Param.t,
 stdin: ('stdin, input) Param.t,
 stdout: ('stdout, output) Param.t}
 -> ('stdin, 'stdout, 'stderr) t

 val getStderr: ('stdin, 'stdout, 'stderr) t -> ('stderr, input) Child.t
 val getStdin: ('stdin, 'stdout, 'stderr) t -> ('stdin, output) Child.t
 val getStdout: ('stdin, 'stdout, 'stderr) t -> ('stdout, input) Child.t
 val kill: ('stdin, 'stdout, 'stderr) t * Posix.Signal.signal -> unit
 val reap: ('stdin, 'stdout, 'stderr) t -> Posix.Process.exit_status
```

end

## Spawn

The spawn functions provide an alternative to the `fork/exec` idiom that is typically used to create a new process. On most platforms, the spawn functions are simple wrappers around `fork/exec`. However, under Windows, the spawn functions are primitive. All spawn functions return the process id of the spawned process. They differ in how the executable is found and the environment that it uses.

- `spawn {args, path}`  
starts a new process running the executable specified by `path` with the arguments `args`. Like `Posix.Process.exec`.
- `spawnenv {args, env, path}`  
starts a new process running the executable specified by `path` with the arguments `args` and environment `env`. Like `Posix.Process.exece`.
- `spawnp {args, file}`  
search the `PATH` environment variable for an executable named `file`, and start a new process running that executable with the arguments `args`. Like `Posix.Process.execp`.

## Create

`MLton.Process.create` provides functionality similar to `Unix.executeInEnv`, but provides more control over the input, output, and error streams. In addition, `create` works on all platforms, including Cygwin and MinGW (Windows) where `Posix.fork` is unavailable. For greatest portability programs should still use the standard `Unix.execute`, `Unix.executeInEnv`, and `OS.Process.system`.

The following types and sub-structures are used by the `create` function. They provide static type checking of correct stream usage.

## Child

- `('use, 'dir) Child.t`  
This represents a handle to one of a child's standard streams. The `'dir` is viewed with respect to the parent. Thus a `('a, input) Child.t` handle means that the parent may input the output from the child.
- `Child.{bin,text}{In,Out} h`  
These functions take a handle and bind it to a stream of the named type. The type system will detect attempts to reverse the direction of a stream or to use the same stream in multiple, incompatible ways.
- `Child.fd h`  
This function behaves like the other `Child.*` functions; it opens a stream. However, it does not enforce that you read or write from the handle. If you use the descriptor in an inappropriate direction, the behavior is undefined. Furthermore, this function may potentially be unavailable on future MLton host platforms.
- `Child.remember h`  
This function takes a stream of use `any` and resets the use of the stream so that the stream may be used by `Child.*`. An `any` stream may have had use `none` or `'use` prior to calling `Param.forget`. If the stream was `none` and is used, `MisuseOfForget` is raised.



## Param

- `('use, 'dir) Param.t`  
This is a handle to an input/output source and will be passed to the created child process. The `'dir` is relative to the child process. Input means that the child process will read from this stream.
- `Param.child h`  
Connect the stream of the new child process to the stream of a previously created child process. A single child stream should be connected to only one child process or else `DoublyRedirected` will be raised.
- `Param.fd fd`  
This creates a stream from the provided file descriptor which will be closed when `create` is called. This function may not be available on future MLton host platforms.
- `Param.forget h`  
This hides the type of the actual parameter as `any`. This is useful if you are implementing an application which conditionally attaches the child process to files or pipes. However, you must ensure that your use after `Child.remember` matches the original type.
- `Param.file s`  
Open the given file and connect it to the child process. Note that the file will be opened only when `create` is called. So any exceptions will be raised there and not by this function. If used for input, the file is opened read-only. If used for output, the file is opened read-write.
- `Param.null`  
In some situations, the child process should have its output discarded. The `null` param when passed as `stdout` or `stderr` does this. When used for `stdin`, the child process will either receive EOF or a failure condition if it attempts to read from `stdin`.
- `Param.pipe`  
This will connect the input/output of the child process to a pipe which the parent process holds. This may later form the input to one of the `Child.*` functions and/or the `Param.child` function.

## Process

- `type ('stdin, 'stdout, 'stderr) t`  
represents a handle to a child process. The type arguments capture how the named stream of the child process may be used.
- `type any`  
bypasses the type system in situations where an application does not want the it to enforce correct usage. See `Child.remember` and `Param.forget`.
- `type chain`  
means that the child process's stream was connected via a pipe to the parent process. The parent process may pass this pipe in turn to another child, thus chaining them together.
- `type input, output`  
record the direction that a stream flows. They are used as a part of `Param.t` and `Child.t` and is detailed there.
- `type none`  
means that the child process's stream may not be used by the parent process. This happens when the child process is connected directly to some source.

The types `BinIO.instream`, `BinIO.outstream`, `TextIO.instream`, `TextIO.outstream`, and `Posix.FileSys.file_desc` are also valid types with which to instantiate child streams.

- `exception MisuseOfForget`  
may be raised if `Child.remember` and `Param.forget` are used to bypass the normal type checking. This exception will only be raised in cases where the `forget` mechanism allows a misuse that would be impossible with the type-safe versions.
- `exception DoublyRedirected`  
raised if a stream connected to a child process is redirected to two separate child processes. It is safe, though bad style, to use the a `Child.t` with the same `Child.*` function repeatedly.
- `create {args, path, env, stderr, stdin, stdout}`  
starts a child process with the given command-line `args` (excluding the program name). `path` should be an absolute path to the executable run in the new child process; relative paths work, but are less robust. Optionally, the environment may be overridden with `env` where each string element has the form "key=value". The `std*` options must be provided by the `Param.*` functions documented above.

Processes which are created must be either reaped or killed.

- `getStd{in,out,err} proc`  
gets a handle to the specified stream. These should be used by the `Child.*` functions. Failure to use a stream connected via pipe to a child process may result in runtime dead-lock and elicits a compiler warning.
- `kill (proc, sig)`  
terminates the child process immediately. The signal may or may not mean anything depending on the host platform. A good value is `Posix.Signal.term`.
- `reap proc`  
waits for the child process to terminate and return its exit status.

## Important usage notes

When building an application with many pipes between child processes, it is important to ensure that there are no cycles in the undirected pipe graph. If this property is not maintained, deadlocks are a very serious potential bug which may only appear under difficult to reproduce conditions.

The danger lies in that most operating systems implement pipes with a fixed buffer size. If process A has two output pipes which process B reads, it can happen that process A blocks writing to pipe 2 because it is full while process B blocks reading from pipe 1 because it is empty. This same situation can happen with any undirected cycle formed between processes (vertexes) and pipes (undirected edges) in the graph.

It is possible to make this safe using low-level I/O primitives for polling. However, these primitives are not very portable and difficult to use properly. A far better approach is to make sure you never create a cycle in the first place.

For these reasons, the `Unix.executeInEnv` is a very dangerous function. Be careful when using it to ensure that the child process only operates on either `stdin` or `stdout`, but not both.

## Example use of MLton.Process.create

The following example program launches the `ipconfig` utility, pipes its output through `grep`, and then reads the result back into the program.

```
open MLton.Process
val p =
```

```
 create {args = ["/all"],
 env = NONE,
 path = "C:\\WINDOWS\\system32\\ipconfig.exe",
 stderr = Param.self,
 stdin = Param.null,
 stdout = Param.pipe}

val q =
 create {args = ["IP-Ad"],
 env = NONE,
 path = "C:\\msys\\bin\\grep.exe",
 stderr = Param.self,
 stdin = Param.child (getStdout p),
 stdout = Param.pipe}

fun suck h =
 case TextIO.inputLine h of
 NONE => ()
 | SOME s => (print ("'" ^ s ^ "'\n"); suck h)

val () = suck (Child.textIn (getStdout q))
```

---

Last edited on 2007-08-23 03:44:51 by [MatthewFluet](#).

# MLtonProfile

```
signature MLTON_PROFILE =
 sig
 structure Data:
 sig
 type t

 val equals: t * t -> bool
 val free: t -> unit
 val malloc: unit -> t
 val write: t * string -> unit
 end

 val isOn: bool
 val withData: Data.t * (unit -> 'a) -> 'a
 end
```

MLton.Profile provides Profiling control from within the program, allowing you to profile individual portions of your program. With MLton.Profile, you can create many units of profiling data (essentially, mappings from functions to counts) during a run of a program, switch between them while the program is running, and output multiple `mlmon.out` files.

- `isOn`  
a compile-time constant that is false only when compiling `-profile no`.
- `type Data.t`  
the type of a unit of profiling data. In order to most efficiently execute non-profiled programs, when compiling `-profile no` (the default), `Data.t` is equivalent to `unit ref`.
- `Data.equals (x, y)`  
returns true if the `x` and `y` are the same unit of profiling data.
- `Data.free x`  
frees the memory associated with the unit of profiling data `x`. It is an error to free the current unit of profiling data or to free a previously freed unit of profiling data. When compiling `-profile no`, `Data.free x` is a no-op.
- `Data.malloc ()`  
returns a new unit of profiling data. Each unit of profiling data is allocated from the process address space (but is *not* in the MLton heap) and consumes memory proportional to the number of source functions. When compiling `-profile no`, `Data.malloc ()` is equivalent to allocating a new unit `ref`.
- `write (x, f)`  
writes the accumulated ticks in the unit of profiling data `x` to file `f`. It is an error to write a previously freed unit of profiling data. When compiling `-profile no`, `write (x, f)` is a no-op. A profiled program will always write the current unit of profiling data at program exit to a file named `mlmon.out`.
- `withData (d, f)`  
runs `f` with `d` as the unit of profiling data, and returns the result of `f` after restoring the current unit of profiling data. When compiling `-profile no`, `withData (d, f)` is equivalent to `f ()`.

## Example

Here is an example, taken from the `examples/profiling` directory, showing how to profile the executions of the `fib` and `tak` functions separately. Suppose that `fib-tak.sml` contains the following.

```

structure Profile = MLton.Profile

val fibData = Profile.Data.malloc ()
val takData = Profile.Data.malloc ()

fun wrap (f, d) x =
 Profile.withData (d, fn () => f x)

val rec fib =
 fn 0 => 0
 | 1 => 1
 | n => fib (n - 1) + fib (n - 2)
val fib = wrap (fib, fibData)

fun tak (x,y,z) =
 if not (y < x)
 then z
 else tak (tak (x - 1, y, z),
 tak (y - 1, z, x),
 tak (z - 1, x, y))
val tak = wrap (tak, takData)

val rec f =
 fn 0 => ()
 | n => (fib 38; f (n-1))
val _ = f 2

val rec g =
 fn 0 => ()
 | n => (tak (18,12,6); g (n-1))
val _ = g 500

fun done (data, file) =
 (Profile.Data.write (data, file)
 ; Profile.Data.free data)

val _ = done (fibData, "mlmon.fib.out")
val _ = done (takData, "mlmon.tak.out")

```

Compile and run the program.

```

% mlton -profile time fib-tak.sml
% ./fib-tak

```

Separately display the profiling data for fib

```

% mlprof fib-tak mlmon.fib.out
5.77 seconds of CPU time (0.00 seconds GC)
function cur

fib 96.9%
<unknown> 3.1%

```

and for tak

```

% mlprof fib-tak mlmon.tak.out
0.68 seconds of CPU time (0.00 seconds GC)
function cur

```

```
tak 100.0%
```

Combine the data for `fib` and `tak` by calling `mlprof` with multiple `mlmon.out` files.

```
% mlprof fib-tak mlmon.fib.out mlmon.tak.out mlmon.out
6.45 seconds of CPU time (0.00 seconds GC)
function cur

fib 86.7%
tak 10.5%
<unknown> 2.8%
```

---

Last edited on 2007-08-23 03:44:58 by [MatthewFluet](#).

# MLtonRandom

**signature** MLTON\_RANDOM =

```
sig
 val alphaNumChar: unit -> char
 val alphaNumString: int -> string
 val rand: unit -> word
 val seed: unit -> word option
 val srand: word -> unit
 val useed: unit -> word option
end
```

- `alphaNumChar ()`  
returns a random alphanumeric character.
- `alphaNumString n`  
returns a string of length `n` of random alphanumeric characters.
- `rand ()`  
returns the next pseudo-random number.
- `seed ()`  
returns a random word from `/dev/random`. Useful as an arg to `srand`. If `/dev/random` can not be read from, `seed ()` returns `NONE`. A call to `seed` may block until enough random bits are available.
- `srand w`  
sets the seed used by `rand` to `w`.
- `useed ()`  
returns a random word from `/dev/urandom`. Useful as an arg to `srand`. If `/dev/urandom` can not be read from, `useed ()` returns `NONE`. A call to `useed` will never block -- it will instead return lower quality random bits.

---

Last edited on 2007-08-23 03:45:02 by [MatthewFluet](#).

# MLtonReal

```
signature MLTON_REAL =
```

```
sig
```

```
 type t
```

```
 val fromWord: word -> t
```

```
 val fromLargeWord: LargeWord.word -> t
```

```
 val toWord: IEEEReal.rounding_mode -> t -> word
```

```
 val toLargeWord: IEEEReal.rounding_mode -> t -> LargeWord.word
```

```
end
```

- `type t`  
the type of reals. For `MLton.LargeReal` this is `LargeReal.real`, for `MLton.Real` this is `Real.real`, for `MLton.Real32` this is `Real32.real`, for `MLton.Real64` this is `Real64.real`.
- `fromWord w`
- `fromLargeWord w`  
convert the word `w` to a real value. If the value of `w` is larger than (the appropriate) `REAL.maxFinite`, then infinity is returned. If `w` cannot be exactly represented as a real value, then the current rounding mode is used to determine the resulting value.
- `toWord mode r`
- `toLargeWord mode r`  
convert the argument `r` to a word type using the specified rounding mode. They raise `Overflow` if the result is not representable, in particular, if `r` is an infinity. They raise `Domain` if `r` is NaN.
- `MLton.Real32.castFromWord w`
- `MLton.Real64.castFromWord w`  
convert the argument `w` to a real type as a bit-wise cast.
- `MLton.Real32.castToWord r`
- `MLton.Real64.castToWord r`  
convert the argument `r` to a word type as a bit-wise cast.

---

Last edited on 2007-08-23 03:45:07 by [MatthewFluet](#).



# MLtonRlimit

```
signature MLTON_RLIMIT =
 sig
 structure Rlim : sig
 type t
 val castFromSysWord: SysWord.word -> t
 val castToSysWord: t -> SysWord.word
 end

 val infinity: Rlim.t

 type t

 val coreFileSize: t (* CORE max core file size *)
 val cpuTime: t (* CPU CPU time in seconds *)
 val dataSize: t (* DATA max data size *)
 val fileSize: t (* FSIZE Maximum filesize *)
 val numFiles: t (* NOFILE max number of open files *)
 val lockedInMemorySize: t (* MEMLOCK max locked address space *)
 val numProcesses: t (* NPROC max number of processes *)
 val residentSetSize: t (* RSS max resident set size *)
 val stackSize: t (* STACK max stack size *)
 val virtualMemorySize: t (* AS virtual memory limit *)

 val get: t -> {hard: rlim, soft: rlim}
 val set: t * {hard: rlim, soft: rlim} -> unit
 end
```

MLton.Rlimit provides a wrapper around the C `getrlimit` and `setrlimit` functions.

- `type Rlim.t`  
the type of resource limits.
- `infinity`  
indicates that a resource is unlimited.
- `type t`  
the types of resources that can be inspected and modified.
- `get r`  
returns the current hard and soft limits for resource `r`. May raise `OS.SysErr`.
- `set (r, {hard, soft})`  
sets the hard and soft limits for resource `r`. May raise `OS.SysErr`.

---

Last edited on 2007-08-23 03:20:15 by [MatthewFluet](#).

# MLtonRusage

```
signature MLTON_RUSAGE =
 sig
 type t = {utime: Time.time, (* user time *)
 stime: Time.time} (* system time *)

 val measureGC: bool -> unit
 val rusage: unit -> {children: t, gc: t, self: t}
 end
```

- `type t`  
corresponds to a subset of the C struct `rusage`.
- `measureGC b`  
controls whether garbage collection time is separately measured during program execution. This affects the behavior of both `rusage` and `Timer.checkCPUTimes`, both of which will return gc times of zero with `measureGC false`. Garbage collection time is always measured when either `gc-messages` or `gc-summary` is given as a runtime system option.
- `rusage ()`  
corresponds to the C `getrusage` function. It returns the resource usage of the exited children, the garbage collector, and the process itself. The `self` component includes the usage of the gc component, regardless of whether `measureGC` is `true` or `false`. If `rusage` is used in a program, either directly, or indirectly via the `Timer` structure, then `measureGC true` is automatically called at the start of the program (it can still be disabled by user code later).

---

Last edited on 2007-08-23 03:45:11 by [MatthewFluet](#).

# MLtonSignal

```
signature MLTON_SIGNAL =
 sig
 type t
 type signal = t

 structure Handler:
 sig
 type t

 val default: t
 val handler: (Thread.Runnable.t -> Thread.Runnable.t) -> t
 val ignore: t
 val isDefault: t -> bool
 val isIgnore: t -> bool
 val simple: (unit -> unit) -> t
 end

 structure Mask:
 sig
 type t

 val all: t
 val allBut: signal list -> t
 val block: t -> unit
 val getBlocked: unit -> t
 val isMember: t * signal -> bool
 val none: t
 val setBlocked: t -> unit
 val some: signal list -> t
 val unblock: t -> unit
 end

 val getHandler: t -> Handler.t
 val handled: unit -> Mask.t
 val prof: t
 val restart: bool ref
 val setHandler: t * Handler.t -> unit
 val suspend: Mask.t -> unit
 val vtalrm: t
 end
```

Signals handlers are functions from (runnable) threads to (runnable) threads. When a signal arrives, the corresponding signal handler is invoked, its argument being the thread that was interrupted by the signal. The signal handler runs asynchronously, in its own thread. The signal handler returns the thread that it would like to resume execution (this is often the thread that it was passed). It is an error for a signal handler to raise an exception that is not handled within the signal handler itself.

A signal handler is never invoked while the running thread is in a critical section (see [MLtonThread](#)). Invoking a signal handler implicitly enters a critical section and the normal return of a signal handler implicitly exits the critical section; hence, a signal handler is never interrupted by another signal handler.

- type t  
the type of signals.
- type Handler.t  
the type of signal handlers.

- `Handler.default`  
handles the signal with the default action.
- `Handler.handler f`  
returns a handler `h` such that when a signal `s` is handled by `h`, `f` will be passed the thread that was interrupted by `s` and should return the thread that will resume execution.
- `Handler.ignore`  
is a handler that will ignore the signal.
- `Handler.isDefault`  
returns true if the handler is the default handler.
- `Handler.isIgnore`  
returns true if the handler is the ignore handler.
- `Handler.simple f`  
returns a handler that executes `f ()` and does not switch threads.
- `type Mask.t`  
the type of signal masks, which are sets of blocked signals.
- `Mask.all`  
a mask of all signals.
- `Mask.allBut l`  
a mask of all signals except for those in `l`.
- `Mask.block m`  
blocks all signals in `m`.
- `Mask.getBlocked ()`  
gets the signal mask `m`, i.e. a signal is blocked if and only if it is in `m`.
- `Mask.isMember (m, s)`  
returns true if the signal `s` is in `m`.
- `Mask.none`  
a mask of no signals.
- `Mask.setBlocked m`  
sets the signal mask to `m`, i.e. a signal is blocked if and only if it is in `m`.
- `Mask.some l`  
a mask of the signals in `l`.
- `Mask.unblock m`  
unblocks all signals in `m`.
- `getHandler s`  
returns the current handler for signal `s`.
- `handled ()`  
returns the signal mask `m` corresponding to the currently handled signals; i.e., a signal is handled if and only if it is in `m`.
- `prof`  
SIGPROF, the profiling signal.
- `restart`  
dynamically determines the behavior of interrupted system calls; when `true`, interrupted system calls are restarted; when `false`, interrupted system calls raise `OS.SysError`.
- `setHandler (s, h)`  
sets the handler for signal `s` to `h`.
- `suspend m`  
temporarily sets the signal mask to `m` and suspends until an unmasked signal is received and handled, at which point `suspend` resets the mask and returns.
- `vtalrm`  
SIGVTALRM, the signal for virtual timers.

## Interruptible System Calls

Signal handling interacts in a non-trivial way with those functions in the Basis Library that correspond directly to interruptible system calls (a subset of those functions that may raise `OS.SysError`). The desire is that these functions should have predictable semantics. The principal concerns are:

1. System calls that are interrupted by signals should, by default, be restarted; the alternative is to raise

```
OS.SysError (Posix.Error.errorMsg Posix.Error.intr,
 SOME Posix.Error.intr)
```

This behavior is determined dynamically by the value of `Signal.restart`.

2. Signal handlers should always get a chance to run (when outside a critical region). If a system call is interrupted by a signal, then the signal handler will run before the call is restarted or `OS.SysError` is raised; that is, before the `Signal.restart` check.
3. A system call that must be restarted while in a critical section will be restarted with the handled signals blocked (and the previously blocked signals remembered). This encourages the system call to complete, allowing the program to make progress towards leaving the critical section where the signal can be handled. If the system call completes, the set of blocked signals are restored to those previously blocked.

---

Last edited on 2007-08-23 03:45:18 by MatthewFluet.

# MLtonSocket

```
signature MLTON_SOCKET =
 sig
 structure Address:
 sig
 type t = NetHostDB.in_addr
 end
 structure Ctl:
 sig
 val getERROR: ('af, 'sock_type) Socket.sock -> (string * Posix.Error.syserror option)
 end
 structure Host:
 sig
 type t = {name: string}

 val getByAddress: Address.t -> t option
 val getName: string -> t option
 end
 structure Port:
 sig
 type t = int
 end

 type t

 val accept: t -> Address.t * Port.t * TextIO.instream * TextIO.outstream
 val connect: string * Port.t -> TextIO.instream * TextIO.outstream
 val listen: unit -> Port.t * t
 val listenAt: Port.t -> t
 val shutdownRead: TextIO.instream -> unit
 val shutdownWrite: TextIO.outstream -> unit

 val fdToSock: Posix.FileSys.file_desc -> ('a, 'b) Socket.sock
 end
```

This module contains a bare minimum of functionality to do TCP/IP programming. This module is implemented on top of the `Socket` module of the [Basis Library](#). We encourage you to use the standard `Socket` module, since `MLton.Socket` is deprecated.

- `type Address.t`  
the type of IP addresses.
- `Ctl.getERROR s`  
like the Basis Library's `Socket.Ctl.getERROR`, except that it returns more information. `NONE` means that there was no error, and `SOME` means that there was an error, and provides the error message and error code, if any.
- `Host.getByAddress a`  
looks up the hostname (using `gethostbyaddr`) corresponding to `a`.
- `Host.getName s`  
looks up the hostname (using `gethostbyname`) corresponding to `s`.
- `type Port.t`  
the type of TCP ports.
- `type t`  
the type of sockets.
- `accept s`

accepts a connection on socket `s` and return the address port of the connecting socket, as well as streams corresponding to the connection.

- `connect (h, p)`  
connects to host `h` on port `p`, returning the streams corresponding to the connection.
  - `listen ()`  
listens to a port chosen by the system. Returns the port and the socket.
  - `listenAt p`  
listens to port `p`. Returns the socket.
  - `shutdownRead ins`  
causes the read part of the socket associated with `ins` to be shutdown.
  - `shutdownWrite out`  
causes the write part of the socket associated with `out` to be shutdown.
  - `fdToSock fd`  
coerces a file descriptor to a socket.
- 

Last edited on 2007-08-23 03:45:24 by [MatthewFluet](#).

# MLtonStructure

The MLton structure contains a lot of functionality that is not available in the [Basis Library](#). As a warning, please keep in mind that the MLton structure and its substructures do change from release to release of MLton.

```

structure MLton:
 sig
 val eq: 'a * 'a -> bool
 val isMLton: bool
 val share: 'a -> unit
 val shareAll: unit -> unit
 val size: 'a -> int

 structure Array: MLTON_ARRAY
 structure BinIO: MLTON_BIN_IO
 structure CharArray: MLTON_MONO_ARRAY where type t = CharArray.array
 where type elem = CharArray.elem
 structure CharVector: MLTON_MONO_VECTOR where type t = CharVector.vector
 where type elem = CharVector.elem

 structure Cont: MLTON_CONT
 structure Exn: MLTON_EXN
 structure Finalizable: MLTON_FINALIZABLE
 structure GC: MLTON_GC
 structure IntInf: MLTON_INT_INF
 structure Itimer: MLTON_ITIMER
 structure LargeReal: MLTON_REAL where type t = LargeReal.real
 structure LargeWord: MLTON_WORD where type t = LargeWord.word
 structure Platform: MLTON_PLATFORM
 structure Pointer: MLTON_POINTER
 structure ProcEnv: MLTON_PROC_ENV
 structure Process: MLTON_PROCESS
 structure Profile: MLTON_PROFILE
 structure Random: MLTON_RANDOM
 structure Real: MLTON_REAL where type t = Real.real
 structure Real32: sig
 include MLTON_REAL
 val castFromWord: Word32.word -> t
 val castToWord: t -> Word32.word
 end where type t = Real32.real
 structure Real64: sig
 include MLTON_REAL
 val castFromWord: Word64.word -> t
 val castToWord: t -> Word64.word
 end where type t = Real64.real

 structure Rlimit: MLTON_RLIMIT
 structure Rusage: MLTON_RUSAGE
 structure Signal: MLTON_SIGNAL
 structure Socket: MLTON_SOCKET
 structure Syslog: MLTON_SYSLOG
 structure TextIO: MLTON_TEXT_IO
 structure Thread: MLTON_THREAD
 structure Vector: MLTON_VECTOR
 structure Weak: MLTON_WEAK
 structure Word: MLTON_WORD where type t = Word.word
 structure Word8: MLTON_WORD where type t = Word8.word
 structure Word16: MLTON_WORD where type t = Word16.word
 structure Word32: MLTON_WORD where type t = Word32.word
 structure Word64: MLTON_WORD where type t = Word64.word

```



```

structure Word8Array: MLTON_MONO_ARRAY where type t = Word8Array.array
 where type elem = Word8Array.elem
structure Word8Vector: MLTON_MONO_VECTOR where type t = Word8Vector.vector
 where type elem = Word8Vector.elem
structure World: MLTON_WORLD
end

```

## Substructures

- [MLtonArray](#)
- [MLtonBinIO](#)
- [MLtonCont](#)
- [MLtonExn](#)
- [MLtonFinalizable](#)
- [MLtonGC](#)
- [MLtonIntInf](#)
- [MLtonIO](#)
- [MLtonItimer](#)
- [MLtonMonoArray](#)
- [MLtonMonoVector](#)
- [MLtonPlatform](#)
- [MLtonPointer](#)
- [MLtonProcEnv](#)
- [MLtonProcess](#)
- [MLtonRandom](#)
- [MLtonReal](#)
- [MLtonRlimit](#)
- [MLtonRusage](#)
- [MLtonSignal](#)
- [MLtonSocket](#)
- [MLtonSyslog](#)
- [MLtonTextIO](#)
- [MLtonThread](#)
- [MLtonVector](#)
- [MLtonWeak](#)
- [MLtonWord](#)
- [MLtonWorld](#)

## Values

- `eq (x, y)`  
returns true if `x` and `y` are equal as pointers. For simple types like `char`, `int`, and `word`, this is the same as equals. For arrays, datatypes, strings, tuples, and vectors, this is a simple pointer equality. The semantics is a bit murky.
- `isMLton`  
is always true in a MLton implementation, and is always false in a stub implementation.
- `share x`  
maximizes sharing in the heap for the object graph reachable from `x`.
- `shareAll ()`  
maximizes sharing in the heap by sharing space for equivalent immutable objects. A call to `shareAll` performs a major garbage collection, and takes time proportional to the size of the heap.

- `size x`  
returns the amount of heap space (in bytes) taken by the value of `x`, including all objects reachable from `x` by following pointers. It takes time proportional to the size of `x`. See below for an example.

## Example of MLton.size

This example, `size.sml`, demonstrates the application of `MLton.size` to many different kinds of objects.

```
fun 'a printSize (name: string, min: int, value: 'a): unit =
 if MLton.size value >= min
 then
 (print "The size of "
 ; print name
 ; print " is >= "
 ; print (Int.toString min)
 ; print " bytes.\n")
 else ()

val l = [1, 2, 3, 4]

val _ =
 (
 printSize ("a char", 0, #"c")
 ; printSize ("an int list of length 4", 48, l)
 ; printSize ("a string of length 10", 24, "0123456789")
 ; printSize ("an int array of length 10", 52, Array.tabulate (10, fn _ => 0))
 ; printSize ("a double array of length 10",
 92, Array.tabulate (10, fn _ => 0.0))
 ; printSize ("an array of length 10 of 2-ples of ints",
 92, Array.tabulate (10, fn i => (i, i + 1)))
 ; printSize ("a useless function", 0, fn _ => 13)
)

(* This is here so that the list is "useful".
 * If it were removed, then the optimizer (remove-unused-constructors)
 * would remove l entirely.
 *)
val _ = if 10 = foldl (op +) 0 l
 then ()
 else raise Fail "bug"

local
 open MLton.Cont
in
 val rc: int option t option ref = ref NONE
 val _ =
 case callcc (fn k: int option t => (rc := SOME k; throw (k, NONE))) of
 NONE => ()
 | SOME i => print (concat [Int.toString i, "\n"])
end

val _ =
 (print "The size of a continuation option ref is "
 ; if MLton.size rc > 1000
 then print "> 1000.\n"
 else print "< 1000.\n")

val _ =
 case !rc of
```

```
NONE => ()
| SOME k => (rc := NONE; MLton.Cont.throw (k, SOME 13))
```

Compile and run as usual.

```
% mlton size.sml
% ./size
The size of a char is >= 0 bytes.
The size of an int list of length 4 is >= 48 bytes.
The size of a string of length 10 is >= 24 bytes.
The size of an int array of length 10 is >= 52 bytes.
The size of a double array of length 10 is >= 92 bytes.
The size of an array of length 10 of 2-ples of ints is >= 92 bytes.
The size of a useless function is >= 0 bytes.
The size of a continuation option ref is > 1000.
13
The size of a continuation option ref is < 1000.
```

---

Last edited on 2007-08-23 03:45:32 by [MatthewFluet](#).

# MLtonSyslog

```
signature MLTON_SYSLOG =
 sig
 type openflag

 val CONS : openflag
 val NDELAY : openflag
 val NOWAIT : openflag
 val ODELAY : openflag
 val PERROR : openflag
 val PID : openflag

 type facility

 val AUTHPRIV : facility
 val CRON : facility
 val DAEMON : facility
 val KERN : facility
 val LOCAL0 : facility
 val LOCAL1 : facility
 val LOCAL2 : facility
 val LOCAL3 : facility
 val LOCAL4 : facility
 val LOCAL5 : facility
 val LOCAL6 : facility
 val LOCAL7 : facility
 val LPR : facility
 val MAIL : facility
 val NEWS : facility
 val SYSLOG : facility
 val USER : facility
 val UUCP : facility

 type loglevel

 val EMERG : loglevel
 val ALERT : loglevel
 val CRIT : loglevel
 val ERR : loglevel
 val WARNING : loglevel
 val NOTICE : loglevel
 val INFO : loglevel
 val DEBUG : loglevel

 val closelog: unit -> unit
 val log: loglevel * string -> unit
 val openlog: string * openflag list * facility -> unit
 end
```

MLton.Syslog is a complete interface to the system logging facilities. See `man 3 syslog` for more details.

- `closelog ()`  
closes the connection to the system logger.
- `log (l, s)`  
logs message `s` at a loglevel `l`.

- `openlog (name, flags, facility)`  
opens a connection to the system logger. `name` will be prefixed to each message, and is typically set to the program name.
- 

Last edited on 2007-08-23 03:45:37 by MatthewFluet.

# MLtonTextIO

**signature** MLTON\_TEXT\_IO = MLTON\_IO

See [MLtonIO](#).

---

Last edited on 2005-12-01 23:11:52 by [StephenWeeks](#).

# MLtonThread

```
signature MLTON_THREAD =
 sig
 structure AtomicState:
 sig
 datatype t = NonAtomic | Atomic of int
 end

 val atomically: (unit -> 'a) -> 'a
 val atomicBegin: unit -> unit
 val atomicEnd: unit -> unit
 val atomicState: unit -> AtomicState.t

 structure Runnable:
 sig
 type t
 end

 type 'a t

 val atomicSwitch: ('a t -> Runnable.t) -> 'a
 val new: ('a -> unit) -> 'a t
 val prepend: 'a t * ('b -> 'a) -> 'b t
 val prepare: 'a t * 'a -> Runnable.t
 val switch: ('a t -> Runnable.t) -> 'a
 end
```

`MLton.Thread` provides access to MLton's user-level thread implementation (i.e. not OS-level threads). Threads are lightweight data structures that represent a paused computation. Runnable threads are threads that will begin or continue computing when switched to. `MLton.Thread` does not include a default scheduling mechanism, but it can be used to implement both preemptive and non-preemptive threads.

- `type AtomicState.t`  
the type of atomic states.
- `atomically f`  
runs `f` in a critical section.
- `atomicBegin ()`  
begins a critical section.
- `atomicEnd ()`  
ends a critical section.
- `atomicState ()`  
returns the current atomic state.
- `type Runnable.t`  
the type of threads that can be resumed.
- `type 'a t`  
the type of threads that expect a value of type `'a`.
- `atomicSwitch f`  
like `switch`, but assumes an atomic calling context. Upon switching back to the current thread, an implicit `atomicEnd` is performed.
- `new f`  
creates a new thread that, when run, applies `f` to the value given to the thread. `f` must terminate by switching to another thread or exiting the process.

- `prepend (t, f)`  
creates a new thread (destroying `t` in the process) that first applies `f` to the value given to the thread and then continues with `t`. This is a constant time operation.
- `prepare (t, v)`  
prepares a new runnable thread (destroying `t` in the process) that will evaluate `t` on `v`.
- `switch f`  
applies `f` to the current thread to get `rt`, and then start running thread `rt`. It is an error for `f` to perform another `switch`. `f` is guaranteed to run atomically.

## Example of non-preemptive threads

```

structure Queue:
 sig
 type 'a t

 val new: unit -> 'a t
 val enqueue: 'a t * 'a -> unit
 val deque: 'a t -> 'a option
 end =
 struct
 datatype 'a t = T of {front: 'a list ref, back: 'a list ref}

 fun new() = T{front = ref [], back = ref []}

 fun enqueue(T{back, ...}, x) = back := x :: !back

 fun deque(T{front, back}) =
 case !front of
 [] => (case !back of
 [] => NONE
 | l => let val l = rev l
 in case l of
 [] => raise Fail "deque"
 | x :: l => (back := []; front := l; SOME x)
 end)
 | x :: l => (front := l; SOME x)
 end

end

structure Thread:
 sig
 val exit: unit -> 'a
 val run: unit -> unit
 val spawn: (unit -> unit) -> unit
 val yield: unit -> unit
 end =
 struct
 open MLton
 open Thread

 val topLevel: Thread.Runnable.t option ref = ref NONE

 local
 val threads: Thread.Runnable.t Queue.t = Queue.new()
 in
 fun ready (t: Thread.Runnable.t) : unit =
 Queue.enqueue(threads, t)
 fun next () : Thread.Runnable.t =
 case Queue.deque threads of

```



```

 NONE => valOf(!topLevel)
 | SOME t => t
 end

 fun 'a exit(): 'a = switch(fn _ => next())

 fun new(f: unit -> unit): Thread.Runnable.t =
 Thread.prepare
 (Thread.new (fn () => ((f() handle _ => exit())
 ; exit()))),
 ())

 fun schedule t = (ready t; next())

 fun yield(): unit = switch(fn t => schedule (Thread.prepare (t, ())))

 val spawn = ready o new

 fun run(): unit =
 (switch(fn t =>
 (topLevel := SOME (Thread.prepare (t, ()))
 ; next()))
 ; topLevel := NONE)
 end

 end

val rec loop =
 fn 0 => ()
 | n => (print(concat[Int.toString n, "\n"])
 ; Thread.yield()
 ; loop(n - 1))

val rec loop' =
 fn 0 => ()
 | n => (Thread.spawn(fn () => loop n); loop'(n - 2))

val _ = Thread.spawn(fn () => loop' 10)

val _ = Thread.run()

val _ = print "success\n"

```

## Example of preemptive threads

```

structure Queue:
 sig
 type 'a t

 val new: unit -> 'a t
 val enqueue: 'a t * 'a -> unit
 val deque: 'a t -> 'a option
 end =
 struct
 datatype 'a t = T of {front: 'a list ref, back: 'a list ref}

 fun new () = T {front = ref [], back = ref []}

 fun enqueue (T {back, ...}, x) = back := x :: !back

 fun deque (T {front, back}) =
 case !front of

```

```

 [] => (case !back of
 [] => NONE
 | l => let val l = rev l
 in case l of
 [] => raise Fail "deque"
 | x :: l => (back := []; front := l; SOME x)
 end)
 | x :: l => (front := l; SOME x)
 end

structure Thread:
sig
 val exit: unit -> 'a
 val run: unit -> unit
 val spawn: (unit -> unit) -> unit
 val yield: unit -> unit
end =
struct
 open Posix.Signal
 open MLton
 open Itimer Signal Thread

 val topLevel: Thread.Runnable.t option ref = ref NONE

 local
 val threads: Thread.Runnable.t Queue.t = Queue.new ()
 in
 fun ready t = Queue.enqueue (threads, t)
 fun next () =
 case Queue.deque threads of
 NONE => valOf (!topLevel)
 | SOME t => t
 end

 fun 'a exit (): 'a = switch (fn _ => next ())

 fun new (f: unit -> unit): Thread.Runnable.t =
 Thread.prepare
 (Thread.new (fn () => ((f () handle _ => exit ())
 ; exit ())),
 ())

 fun schedule t = (ready t; next ())

 fun yield (): unit = switch (fn t => schedule (Thread.prepare (t, ())))

 val spawn = ready o new

 fun setItimer t =
 Itimer.set (Itimer.Real,
 {value = t,
 interval = t})

 fun run (): unit =
 (switch (fn t =>
 (topLevel := SOME (Thread.prepare (t, ()))
 ; new (fn () => (setHandler (alarm, Handler.handler schedule)
 ; setItimer (Time.fromMilliseconds 20))))))
 ; setItimer Time.zeroTime
 ; ignore alarm
 ; topLevel := NONE)
 end
end

```

```
 end

val rec delay =
 fn 0 => ()
 | n => delay (n - 1)

val rec loop =
 fn 0 => ()
 | n => (delay 500000; loop (n - 1))

val rec loop' =
 fn 0 => ()
 | n => (Thread.spawn (fn () => loop n); loop' (n - 1))

val _ = Thread.spawn (fn () => loop' 10)

val _ = Thread.run ()

val _ = print "success\n"
```

---

Last edited on 2007-08-23 03:45:45 by [MatthewFluet](#).

# MLtonVector

```
signature MLTON_VECTOR =
 sig
 val create: int -> {done: unit -> 'a vector,
 sub: int -> 'a,
 update: int * 'a -> unit}
 val unfoldi: int * 'b * (int * 'b -> 'a * 'b) -> 'a vector * 'b
 end
```

- `create n`  
initiates the construction a vector  $v$  of length  $n$ , returning functions to manipulate the vector. The `done` function may be called to return the created vector; it is an error to call `done` before all entries have been initialized; it is an error to call `done` after having called `done`. The `sub` function may be called to return an initialized vector entry; it is not an error to call `sub` after having called `done`. The `update` function may be called to initialize a vector entry; it is an error to call `update` after having called `done`. One must initialize vector entries in order from lowest to highest; that is, before calling `update (i, x)`, one must have already called `update (j, x)` for all  $j$  in  $[0, i)$ . The `done`, `sub`, and `update` functions are all constant-time operations.
- `unfoldi (n, b, f)`  
constructs a vector  $v$  of length  $n$ , whose elements  $v_i$  are determined by the equations  $b_0 = b$  and  $(v_i, b_{i+1}) = f(i, b_i)$ .

---

Last edited on 2007-08-23 03:45:50 by [MatthewFluet](#).

# MLtonWeak

```
signature MLTON_WEAK =
 sig
 type 'a t

 val get: 'a t -> 'a option
 val new: 'a -> 'a t
 end
```

A weak pointer is a pointer to an object that is nulled if the object becomes unreachable due to garbage collection. The weak pointer does not itself cause the object it points to be retained by the garbage collector -- only other strong pointers can do that. For objects that are not allocated in the heap, like integers, a weak pointer will always be nulled. So, if `w: int Weak.t` then `Weak.get w = NONE`.

- `type 'a t`  
the type of weak pointers to objects of type 'a
- `get w`  
returns `NONE` if the object pointed to by `w` no longer exists. Otherwise, returns `SOME` of the object pointed to by `w`.
- `new x`  
returns a weak pointer to `x`.

---

Last edited on 2007-08-23 03:45:54 by [MatthewFluet](#).

# MLtonWord

```
signature MLTON_WORD =
 sig
 type t

 val rol: t * word -> t
 val ror: t * word -> t
 end
```

- type t  
the type of words. For `MLton.LargeWord` this is `LargeWord.word`, for `MLton.Word` this is `Word.word`, for `MLton.Word8` this is `Word8.word`, for `MLton.Word16` this is `Word16.word`, for `MLton.Word32` this is `Word32.word`, for `MLton.Word64` this is `Word64.word`.
- bswap w  
byte swap.
- rol (w, w')  
rotates left (circular).
- ror (w, w')  
rotates right (circular).

---

Last edited on 2007-08-23 03:45:58 by [MatthewFluet](#).

# MLtonWorld

```
signature MLTON_WORLD =
 sig
 datatype status = Clone | Original

 val load: string -> 'a
 val save: string -> status
 val saveThread: string * Thread.Runnable.t -> unit
 end
```

- `datatype status`  
specifies whether a world is original or restarted (a clone).
- `load f`  
loads the saved computation from file `f`.
- `save f`  
saves the entire state of the computation to the file `f`. The computation can then be restarted at a later time using `World.load` or the `load-world` [runtime option](#). The call to `save` in the original computation returns `Original` and the call in the restarted world returns `Clone`.
- `saveThread (f, rt)`  
saves the entire state of the computation to the file `f` that will resume with thread `rt` upon restart.

## Example

Suppose that `save-world.sml` contains the following.

```
open MLton.World
val _ =
 case save "world" of
 Original => print "I am the original\n"
 | Clone => print "I am the clone\n"
```

Then, if we compile `save-world.sml` and run it, the `Original` branch will execute, and a file named `world` will be created.

```
% mlton save-world.sml
% save-world
I am the original
```

We can then load `world` using the `load-world` [runtime option](#).

```
% save-world @MLton load-world world --
I am the clone
```

---

Last edited on 2007-08-23 03:46:03 by [MatthewFluet](#).

# Machine

Machine is an IntermediateLanguage, translated from RSSA by ToMachine and used as input by the Codegen.

## Description

Machine is an Untyped IntermediateLanguage, corresponding to a abstract register machine.

## Implementation

 [machine.sig](#)  [machine.fun](#)

## Type Checking

The Machine IntermediateLanguage has a primitive type checker, which only checks some liveness properties.

 [machine.sig](#)  [machine.fun](#)

## Details and Notes

---

Last edited on 2006-11-02 17:45:41 by MatthewFluet.



# ManualPage

MLton is run from the command line with a collection of options followed by a file name and a list of files to compile, assemble, and link with.

```
mlton [option ...] file.{c|cm|mlb|o|sml} [file.{c|o|s|S} ...]
```

The simplest case is to run `mlton foo.sml`, where `foo.sml` contains a valid SML program, in which case MLton compiles the program to produce an executable `foo`. Since MLton does not support separate compilation, the program must be the entire program you wish to compile. However, the program may refer to signatures and structures defined in the [Basis Library](#).

Larger programs, spanning many files, can be compiled with the [ML Basis system](#). In this case, `mlton foo.mlb` will compile the complete SML program described by the basis `foo.mlb`, which may specify both SML files and additional bases.

MLton also supports a limited subset of [SML/NJ CompilationManager \(CM\)](#) files. For example, `mlton foo.cm` will compile the complete SML program consisting of the concatenation of all the SML files referred to (either directly or indirectly) by `foo.cm`.

## Next Steps

- [CompileTimeOptions](#)
- [RunTimeOptions](#)

---

Last edited on 2005-12-01 19:31:43 by [StephenWeeks](#).

# MatchCompilation

Match compilation is the process of translating an SML match into a nested tree (or dag) of simple case expressions and tests.

MLton's match compiler is described [here](#).

## Match compilation in other compilers

- [BaudinetMacqueen85](#)
- [Leroy90](#), pages 60-69.
- [Scott00](#)
- [Sestoft96](#)

---

Last edited on 2005-07-26 18:19:23 by [StephenWeeks](#).

# MatchCompile

MatchCompile is a translation pass, agnostic in the IntermediateLanguages between which it translates.

## Description

Match compilation converts a case expression with nested patterns into a case expression with flat patterns.

## Implementation

 [match-compile.sig](#)  [match-compile.fun](#)

## Details and Notes

```
val matchCompile:
 {caseType: Type.t, (* type of entire expression *)
 cases: (NestedPat.t * ((Var.t -> Var.t) -> Exp.t)) vector,
 conTycon: Con.t -> Tycon.t,
 region: Region.t,
 test: Var.t,
 testType: Type.t,
 tyconCons: Tycon.t -> {con: Con.t, hasArg: bool} vector}
 -> Exp.t * (unit -> ((Layout.t * {isOnlyExns: bool}) vector) vector)
```

matchCompile is complicated by the desire for modularity between the match compiler and its caller. Its caller is responsible for building the right hand side of a rule  $p \Rightarrow e$ . On the other hand, the match compiler is responsible for destructing the test and binding new variables to the components. In order to connect the new variables created by the match compiler with the variables in the pattern  $p$ , the match compiler passes an environment back to its caller that maps each variable in  $p$  to the corresponding variable introduced by the match compiler.

The match compiler builds a tree of n-way case expressions by working from outside to inside and left to right in the patterns. For example,

```
case x of
 (_, C1 a) => e1
| (C2 b, C3 c) => e2
```

is translated to

```
let
 fun f1 a = e1
 fun f2 (b, c) = e2
in
 case x of
 (x1, x2) =>
 (case x1 of
 C2 b' => (case x2 of
 C1 a' => f1 a'
 | C3 c' => f2(b',c')
 | _ => raise Match)
 | _ => (case x2 of
 C1 a'' => f1 a'')
```

```
 | _ => raise Match))
end
```

Here you can see the necessity of abstracting out the right hand sides of the cases in order to avoid code duplication. Right hand sides are always abstracted. The simplifier cleans things up. You can also see the new (primed) variables introduced by the match compiler and how the renaming works. Finally, you can see how the match compiler introduces the necessary default clauses in order to make a match exhaustive, i.e. cover all the cases.

The match compiler uses `numCons` and `tyconCons` to determine the exhaustivity of matches against constructors.

---

Last edited on 2006-11-02 17:35:55 by [MatthewFluet](#).

# MatthewFluet

Matthew Fluet (  [mfluet@acm.org](mailto:mfluet@acm.org) ,  <http://ttic.uchicago.edu/~fluet> ) is an Assistant Research Professor at the  Toyota Technological Institute at Chicago.

---

Current MLton projects:

- Porting MLton to x86\_64
  - Migrating SSA optimizations to SSA2
  - Improving CML implementation
  - Porting ML-Doc
  - Porting ML-NLFFI
  - Porting ML-RISC
- 

Last edited on 2006-11-02 15:51:09 by MatthewFluet.

## MichaelNorrish

I am a researcher at [NICTA](#), with a web-page [here](#).

I'm interested in MLton because of the chance that it might be a good vehicle for future implementations of the [HOL](#) theorem-proving system. It's beginning to look as if one route forward will be to embed an SML interpreter into a MLton-compiled executable. I don't know if an extensible interpreter of the kind we're looking for already exists.

---

Last edited on 2005-04-05 06:48:34 by [MichaelNorrish](#).

# MikeThomas


Here is a picture at home in Brisbane, Queensland, Australia, taken in January 2004.

 [image](#)

---

Last edited on 2004-10-27 18:15:50 by [StephenWeeks](#).

# MoinMoin

 MoinMoin is the wiki engine used to implement this site.

You can find out technical specifics about this particular instance of MoinMoin at the [SystemInfo](#) page.

---

Last edited on 2004-10-25 20:51:11 by [StephenWeeks](#).



# Monomorphise

Monomorphise is a translation pass from the [XML IntermediateLanguage](#) to the [SXML IntermediateLanguage](#).

## Description

Monomorphisation eliminates polymorphic values and datatype declarations by duplicating them for each type at which they are used.

Consider the following [XML](#) program.

```
datatype 'a t = T of 'a
fun 'a f (x: 'a) = T x
val a = f 1
val b = f 2
val z = f (3, 4)
```

The result of monomorphising this program is the following [SXML](#) program:

```
datatype t1 = T1 of int
datatype t2 = T2 of int * int
fun f1 (x: t1) = T1 x
fun f2 (x: t2) = T2 x
val a = f1 1
val b = f1 2
val z = f2 (3, 4)
```

## Implementation

 [monomorphise.sig](#)  [monomorphise.fun](#)

## Details and Notes

The monomorphiser works by making one pass over the entire program. On the way down, it creates a cache for each variable declared in a polymorphic declaration that maps a lists of type arguments to a new variable name. At a variable reference, it consults the cache (based on the types the variable is applied to). If there is already an entry in the cache, it is used. If not, a new entry is created. On the way up, the monomorphiser duplicates a variable declaration for each entry in the cache.

As with variables, the monomorphiser records all of the type at which constructors are used. After the entire program is processed, the monomorphiser duplicates each datatype declaration and its associated constructors.

The monomorphiser duplicates all of the functions declared in a `fun` declaration as a unit. Consider the following program

```
fun 'a f (x: 'a) = g x
and g (y: 'a) = f y
val a = f 13
val b = g 14
val c = f (1, 2)
```

and its monomorphisation

```
fun f1 (x: int) = g1 x
and g1 (y: int) = f1 y
fun f2 (x : int * int) = g2 x
and g2 (y : int * int) = f2 y
val a = f1 13
val b = g1 14
val c = f2 (1, 2)
```

## Pathological datatype declarations

SML allows a pathological polymorphic datatype declaration in which recursive uses of the defined type constructor are applied to different type arguments than the definition. This has been disallowed by others on type theoretic grounds. A canonical example is the following.

```
datatype 'a t = A of 'a | B of ('a * 'a) t
val z : int t = B (B (A ((1, 2), (3, 4))))
```

The presence of the recursion in the datatype declaration might appear to cause the need for the monomorphiser to create an infinite number of types. However, due to the absence of polymorphic recursion in SML, there are in fact only a finite number of instances of such types in any given program. The monomorphiser translates the above program to the following one.

```
datatype t1 = B1 of t2
datatype t2 = B2 of t3
datatype t3 = A3 of (int * int) * (int * int)
val z : int t = B1 (B2 (A3 ((1, 2), (3, 4))))
```

It is crucial that the monomorphiser be allowed to drop unused constructors from datatype declarations in order for the translation to terminate.

---

Last edited on 2006-11-02 17:37:05 by [MatthewFluet](#).

# MoscowML

 Moscow ML is a Standard ML Compiler. It is a byte-code compiler, so it compiles code quickly, but the code runs slowly. See Performance.

---

Last edited on 2004-12-30 20:11:52 by StephenWeeks.

# Multi

Multi is an analysis pass for the SSA IntermediateLanguage, invoked from ConstantPropagation and LocalRef.

## Description

This pass analyzes the control flow of a SSA program to determine which SSA functions and blocks might be executed more than once or by more than one thread. It also determines when a program uses threads and when functions and blocks directly or indirectly invoke `Thread_copyCurrent`.

## Implementation

 [multi.sig](#)  [multi.fun](#)

## Details and Notes

---

Last edited on 2006-11-02 17:37:26 by MatthewFluet.

# Mutable

Mutable is an adjective meaning can be modified. In Standard ML, ref cells and arrays are mutable, while all other values are immutable.

---

Last edited on 2004-12-08 18:51:14 by StephenWeeks.

# NumericLiteral

Numeric literals in Standard ML can be written in either decimal or hexadecimal notation. Sometimes it can be convenient to write numbers down in other bases. Fortunately, using Fold, it is possible to define a concise syntax for numeric literals that allows one to write numeric constants in any base and of various types (`int`, `IntInf.int`, `word`, and more).

We will define constants `I`, `II`, `W`, and ``` so that, for example,

```
I 10 `1`2`3 $
```

denotes `123:int` in base 10, while

```
II 8 `2`3 $
```

denotes `19:IntInf.int` in base 8, and

```
W 2 `1`1`0`1 $
```

denotes `0w13: word`.

Here is the code.

```
structure Num =
 struct
 fun make (op *, op +, i2x) iBase =
 let
 val xBase = i2x iBase
 in
 Fold.fold
 ((i2x 0,
 fn (i, x) =>
 if 0 <= i andalso i < iBase then
 x * xBase + i2x i
 else
 raise Fail (concat
 ["Num: ", Int.toString i,
 " is not a valid\
 \ digit in base ",
 Int.toString iBase])),
 fst)
 end

 fun I ? = make (op *, op +, id) ?
 fun II ? = make (op *, op +, IntInf.fromInt) ?
 fun W ? = make (op *, op +, Word.fromInt) ?

 fun ` ? = Fold.step1 (fn (i, (x, step)) =>
 (step (i, x), step)) ?

 val a = 10
 val b = 11
 val c = 12
 val d = 13
 val e = 14
 val f = 15
```

**end**

where

```
fun fst (x, _) = x
```

The idea is for the fold to start with zero and to construct the result one digit at a time, with each stepper multiplying the previous result by the base and adding the next digit. The code is abstracted in two different ways for extra generality. First, the `make` function abstracts over the various primitive operations (addition, multiplication, etc) that are needed to construct a number. This allows the same code to be shared for constants  $\mathbb{I}$ ,  $\mathbb{II}$ ,  $\mathbb{W}$  used to write down the various numeric types. It also allows users to add new constants for additional numeric types, by supplying the necessary arguments to `make`.

Second, the step function, ```, is abstracted over the actual construction operation, which is created by `make`, and passed along the fold. This allows the same constant, ```, to be used for all numeric types. The alternative approach, having a different step function for each numeric type, would be more painful to use.

On the surface, it appears that the code checks the digits dynamically to ensure they are valid for the base. However, MLton will simplify everything away at compile time, leaving just the final numeric constant.

---


Last edited on 2006-05-28 08:52:54 by [VesaKarvonen](#).

# OCaml

 OCaml is a variant of ML and is similar to Standard ML.


## OCaml and SML

Here's a comparison of some aspects of the OCaml and SML languages.

- Standard ML has a formal Definition, while OCaml is specified by its lone implementation and informal documentation.
- Standard ML has a number of compilers, while OCaml has only one.
- OCaml has built-in support for object-oriented programming, while Standard ML does not (however, see ObjectOrientedProgramming).
- Andreas Rossberg has a  side-by-side comparison of the syntax of SML and OCaml.

## OCaml and MLton

Here's a comparison of some aspects of OCaml and MLton.

- Performance
  - ◆ Both OCaml and MLton have excellent performance.
  - ◆ MLton performs extensive WholeProgramOptimization, which can provide substantial improvements in large, modular programs.
  - ◆ MLton uses native types, like 32-bit integers, without any penalty due to tagging or boxing. OCaml uses 31-bit integers with a penalty due to tagging, and 32-bit integers with a penalty due to boxing.
  - ◆ MLton uses native types, like 64-bit floats, without any penalty due to boxing. OCaml, in some situations, boxes 64-bit floats.
  - ◆ MLton represents arrays of all types unboxed. In OCaml, only arrays of 64-bit floats are unboxed, and then only when it is syntactically apparent.
  - ◆ MLton represents records compactly by reordering and packing the fields.
  - ◆ In MLton, polymorphic and monomorphic code have the same performance. In OCaml, polymorphism can introduce a performance penalty.
  - ◆ In MLton, module boundaries have no impact on performance. In OCaml, moving code between modules can cause a performance penalty.
- MLton's ForeignFunctionInterface is simpler than OCaml's.
- Tools
  - ◆ OCaml has a debugger, while MLton does not.
  - ◆ OCaml supports separate compilation, while MLton does not.
  - ◆ OCaml compiles faster than MLton.
  - ◆ MLton supports profiling of both time and allocation.
- Libraries
  - ◆ OCaml has more available libraries.
- Community
  - ◆ OCaml has a larger community than MLton.
  - ◆ MLton has a very responsive  developer list.

---

Last edited on 2005-12-02 04:23:05 by StephenWeeks.



# ObjectOrientedProgramming

Standard ML does not have explicit support for object-oriented programming. Here are some papers that show how to express certain object-oriented concepts in SML.

- [OO Programming styles in ML](#)
- [Object-oriented programming and Standard ML](#)
- [mGTK: An SML binding of Gtk+](#)

The question of OO programming in SML comes up every now and then. The following discusses a simple object-oriented (OO) programming technique in Standard ML. The reader is assumed to be able to read Java and SML code.

## Motivation

SML doesn't provide subtyping, but it does provide parametric polymorphism, which can be used to encode some forms of subtyping. Most articles on OO programming in SML concentrate on such encoding techniques. While those techniques are interesting --- and it is recommended to read such articles --- and sometimes useful, it seems that basically all OO gurus agree that (deep) subtyping (or inheritance) hierarchies aren't as practical as they were thought to be in the early OO days. "Good", flexible, "OO" designs tend to have a flat structure



and deep inheritance hierarchies



tend to be signs of design mistakes. There are good underlying reasons for this, but a thorough discussion is not in the scope of this article. However, the point is that perhaps the encoding of subtyping is not as important as one might believe. In the following we ignore subtyping and rather concentrate on a very simple and basic dynamic dispatch technique.

## Dynamic Dispatch Using a Recursive Record of Functions

Quite simply, the basic idea is to implement a "virtual function table" using a record that is wrapped inside a (possibly recursive) datatype. Let's first take a look at a simple concrete example.

Consider the following Java interface:

```
public interface Counter {
 public void inc();
 public int get();
}
```

We can translate the Counter interface to SML as follows:

```
datatype counter = Counter of {inc : unit -> unit, get : unit -> int}
```

Each value of type counter can be thought of as an object that responds to two messages inc and get. To actually send messages to a counter, it is useful to define auxiliary functions

```
local
 fun mk m (Counter t) = m t ()
in
 val cGet = mk#get
 val cInc = mk#inc
end
```

that basically extract the "function table" t from a counter object and then select the specified method m from the table.

Let's then implement a simple function that increments a counter until a given maximum is reached:

```
fun incUpto counter max = while cGet counter < max do cInc counter
```

You can easily verify that the above code compiles even without any concrete implementation of a counter, thus it is clear that it doesn't depend on a particular counter implementation.

Let's then implement a couple of counters. First consider the following Java class implementing the Counter interface given earlier.

```
public class BasicCounter implements Counter {
 private int cnt;
 public BasicCounter(int initialCnt) { this.cnt = initialCnt; }
 public void inc() { this.cnt += 1; }
 public int get() { return this.cnt; }
}
```

We can translate the above to SML as follows:

```
fun newBasicCounter initialCnt = let
 val cnt = ref initialCnt
in
 Counter {inc = fn () => cnt := !cnt + 1,
 get = fn () => !cnt}
end
```

The SML function newBasicCounter can be described as a constructor function for counter objects of the BasicCounter "class". We can also have other counter implementations. Here is the constructor for a counter decorator that logs messages:

```
fun newLoggedCounter counter =
 Counter {inc = fn () => (print "inc\n" ; cInc counter),
 get = fn () => (print "get\n" ; cGet counter)}
```

The `incUpto` function works just as well with objects of either class:

```
val aCounter = newBasicCounter 0
val () = incUpto aCounter 5
val () = print (Int.toString (cGet aCounter) ^"\n")

val aCounter = newLoggedCounter (newBasicCounter 0)
val () = incUpto aCounter 5
val () = print (Int.toString (cGet aCounter) ^"\n")
```

In general, a dynamic dispatch interface is represented as a record type wrapped inside a datatype. Each field of the record corresponds to a public method or field of the object:

```
datatype interface =
 Interface of {method : t1 -> t2,
 immutableField : t,
 mutableField : t ref}
```

The reason for wrapping the record inside a datatype is that records, in SML, can not be recursive. However, SML datatypes can be recursive. A record wrapped in a datatype can contain fields that contain the datatype. For example, an interface such as `Cloneable`

```
datatype cloneable = Cloneable of {clone : unit -> cloneable}
```

can be represented using recursive datatypes.

Like in OO languages, interfaces are abstract and can not be instantiated to produce objects. To be able to instantiate objects, the constructors of a concrete class are needed. In SML, we can implement constructors as simple functions from arbitrary arguments to values of the interface type. Such a constructor function can encapsulate arbitrary private state and functions using lexical closure. It is also easy to share implementations of methods between two or more constructors.

While the `Counter` example is rather trivial, it should not be difficult to see that this technique quite simply doesn't require a huge amount of extra verbiage and is more than usable in practice.

## SML Modules and Dynamic Dispatch

One might wonder about how SML modules and the dynamic dispatch technique work together. Let's investigate! Let's use a simple dispenser framework as a concrete example. (Note that this isn't intended to be an introduction to the SML module system.)

### Programming with SML Modules

Using SML signatures we can specify abstract data types (ADTs) such as dispensers. Here is a signature for an "abstract" functional (as opposed to imperative) dispenser:

```
signature ABSTRACT_DISPENSER = sig
 type 'a t
 val isEmpty : 'a t -> bool
 val push : 'a * 'a t -> 'a t
 val pop : 'a t -> ('a * 'a t) option
end
```

The term "abstract" in the name of the signature refers to the fact that the signature gives no way to instantiate a dispenser. It has nothing to do with the concept of abstract data types.

Using SML functors we can write "generic" algorithms that manipulate dispensers of an unknown type. Here are a couple of very simple algorithms:

```
functor DispenserAlgs (D : ABSTRACT_DISPENSER) = struct
 open D

 fun pushAll (xs, d) = foldl push d xs

 fun popAll d = let
 fun lp (xs, NONE) = rev xs
 | lp (xs, SOME (x, d)) = lp (x::xs, pop d)
 in
 lp ([], pop d)
 end

 fun cp (from, to) = pushAll (popAll from, to)
end
```

As one can easily verify, the above compiles even without any concrete dispenser structure. Functors essentially provide a form a static dispatch that one can use to break compile-time dependencies.

We can also give a signature for a concrete dispenser

```
signature DISPENSER = sig
 include ABSTRACT_DISPENSER
 val empty : 'a t
end
```

and write any number of concrete structures implementing the signature. For example, we could implement stacks

```
structure Stack :> DISPENSER = struct
 type 'a t = 'a list
 val empty = []
 val isEmpty = null
 val push = op ::
 val pop = List.getItem
end
```

and queues

```
structure Queue :> DISPENSER = struct
 datatype 'a t = T of 'a list * 'a list
 val empty = T ([], [])
 val isEmpty = fn T ([], _) => true | _ => false
 val normalize = fn ([], ys) => (rev ys, []) | q => q
 fun push (y, T (xs, ys)) = T (normalize (xs, y::ys))
 val pop = fn (T (x::xs, ys)) => SOME (x, T (normalize (xs, ys))) | _ => NONE
end
```

One can now write code that uses either the Stack or the Queue dispenser. One can also instantiate the previously defined functor to create functions for manipulating dispensers of a type:

```
structure S = DispenserAlgs (Stack)
```

```

val [4,3,2,1] = S.popAll (S.pushAll ([1,2,3,4], Stack.empty))

structure Q = DispenserAlgs (Queue)
val [1,2,3,4] = Q.popAll (Q.pushAll ([1,2,3,4], Queue.empty))

```

There is no dynamic dispatch involved at the module level in SML. An attempt to do dynamic dispatch

```

val q = Q.push (1, Stack.empty)

```

will give a type error.

## Combining SML Modules and Dynamic Dispatch

Let's then combine SML modules and the dynamic dispatch technique introduced in this article. First we define an interface for dispensers:

```

structure Dispenser = struct
 datatype 'a t =
 I of {isEmpty : unit -> bool,
 push : 'a -> 'a t,
 pop : unit -> ('a * 'a t) option}

 fun O m (I t) = m t

 fun isEmpty t = O#isEmpty t ()
 fun push (v, t) = O#push t v
 fun pop t = O#pop t ()
end

```

The Dispenser module, which we can think of as an interface for dispensers, implements the ABSTRACT\_DISPENSER signature using the dynamic dispatch technique, but we leave the signature ascription until later.

Then we define a DispenserClass functor that makes a "class" out of a given dispenser module:

```

functor DispenserClass (D : DISPENSER) : DISPENSER = struct
 open Dispenser

 fun make d =
 I {isEmpty = fn () => D.isEmpty d,
 push = fn x => make (D.push (x, d)),
 pop = fn () =>
 case D.pop d of
 NONE => NONE
 | SOME (x, d) => SOME (x, make d)}

 val empty =
 I {isEmpty = fn () => true,
 push = fn x => make (D.push (x, D.empty)),
 pop = fn () => NONE}
end

```

Finally we seal the Dispenser module:

```

structure Dispenser : ABSTRACT_DISPENSER = Dispenser

```

This isn't necessary for type safety, because the unsealed `Dispenser` module does not allow one to break encapsulation, but makes sure that only the `DispenserClass` functor can create dispenser classes (because the constructor `Dispenser.I` is no longer accessible).

Using the `DispenserClass` functor we can turn any concrete dispenser module into a dispenser class:

```
structure StackClass = DispenserClass (Stack)
structure QueueClass = DispenserClass (Queue)
```

Each dispenser class implements the same dynamic dispatch interface and the `ABSTRACT_DISPENSER`-signature.

Because the dynamic dispatch `Dispenser` module implements the `ABSTRACT_DISPENSER`-signature, we can use it to instantiate the `DispenserAlgs`-functor:

```
structure D = DispenserAlgs (Dispenser)
```

The resulting `D` module, like the `Dispenser` module, works with any dispenser class and uses dynamic dispatch:

```
val [4, 3, 2, 1] = D.popAll (D.pushAll ([1, 2, 3, 4], StackClass.empty))
val [1, 2, 3, 4] = D.popAll (D.pushAll ([1, 2, 3, 4], QueueClass.empty))
```

---

Last edited on 2007-02-15 17:22:16 by [VesaKarvonen](#).

# OpenGL

There are at least two interfaces to OpenGL for MLton/SML, both of which should be considered alpha quality.

- [MikeThomas](#) built a low-level interface, directly translating many of the functions, covering GL, GLU, and GLUT. This is available in the MLton [Sources](#): [opengl](#). The code contains a number of small, standard OpenGL examples translated to SML.
- [ChrisClearwater](#) has written at least an interface to GL, and possibly more. See

<http://mlton.org/pipermail/mlton/2005-January/026669.html>

[Contact](#) us for more information or an update on the status of these projects.

---

Last edited on 2006-11-02 17:31:46 by [MatthewFluet](#).

# OperatorPrecedence

Standard ML has a built in notion of precedence for certain symbols. Every program that includes the Basis Library automatically gets the following infix declarations. Higher number indicates higher precedence.

```
infix 7 * / mod div
infix 6 + - ^
infixr 5 :: @
infix 4 = <> > >= < <=
infix 3 := o
infix 0 before
```

---

Last edited on 2005-12-02 04:23:19 by StephenWeeks.



# OptionalArguments

Standard ML does not have built-in support for optional arguments. Nevertheless, using Fold, it is easy to define functions that take optional arguments.

For example, suppose that we have the following definition of a function `f`.

```
fun f (i, r, s) =
 concat [Int.toString i, ", ", Real.toString r, ", ", s]
```

Using the `OptionalArg` structure described below, we can define a function `f'`, an optionalized version of `f`, that takes 0, 1, 2, or 3 arguments. Embedded within `f'` will be default values for `i`, `r`, and `s`. If `f'` gets no arguments, then all the defaults are used. If `f'` gets one argument, then that will be used for `i`. Two arguments will be used for `i` and `r` respectively. Three arguments will override all default values. Calls to `f'` will look like the following.

```
f' $
f' `2 $
f' `2 `3.0 $
f' `2 `3.0 `"four" $
```

The optional argument indicator, `"`"`, is not special syntax -- it is a normal SML value, defined in the `OptionalArg` structure below.

Here is the definition of `f'` using the `OptionalArg` structure, in particular, `OptionalArg.make` and `OptionalArg.D`.

```
val f' =
 fn z =>
 let open OptionalArg in
 make (D 1) (D 2.0) (D "three") $
 end (fn i & r & s => f (i, r, s))
 z
```

The definition of `f'` is eta expanded as with all uses of fold. A call to `OptionalArg.make` is supplied with a variable number of defaults (in this case, three), the end-of-arguments terminator, `$`, and the function to run, taking its arguments as an n-ary product. In this case, the function simply converts the product to an ordinary tuple and calls `f`. Often, the function body will simply be written directly.

In general, the definition of an optional-argument function looks like the following.

```
val f =
 fn z =>
 let open OptionalArg in
 make (D <default1>) (D <default2>) ... (D <defaultn>) $
 end (fn x1 & x2 & ... & xn =>
 <function code goes here>)
 z
```

Here is the definition of `OptionalArg`.

```
structure OptionalArg =
 struct
 val make =
```

```

fn z =>
Fold.fold
((id, fn (f, x) => f x),
 fn (d, r) => fn func =>
 Fold.fold ((id, d ()), fn (f, d) =>
 let
 val d & () = r (id, f d)
 in
 func d
 end))
z

fun D d = Fold.step0 (fn (f, r) =>
 (fn ds => f (d & ds),
 fn (f, a & b) => r (fn x => f a & x, b)))

val ` =
 fn z =>
 Fold.step1 (fn (x, (f, _ & d)) => (fn d => f (x & d), d))
z
end

```

`OptionalArg.make` uses a nested fold. The first `fold` accumulates the default values in a product, associated to the right, and a reversal function that converts a product (of the same arity as the number of defaults) from right associativity to left associativity. The accumulated defaults are used by the second fold, which recurs over the product, replacing the appropriate component as it encounters optional arguments. The second fold also constructs a "fill" function, `f`, that is used to reconstruct the product once the end-of-arguments is reached. Finally, the finisher reconstructs the product and uses the reversal function to convert the product from right associative to left associative, at which point it is passed to the user-supplied function.

Much of the complexity comes from the fact that while recurring over a product from left to right, one wants it to be right-associative, e.g. look like

```
a & (b & (c & d))
```

but the user function in the end wants the product to be left associative, so that the product argument pattern can be written without parentheses (since `&` is left associative).

## Labelled optional arguments

In addition to the positional optional arguments described above, it is sometimes useful to have labelled optional arguments. These allow one to define a function, `f`, with defaults, say `a` and `b`. Then, a caller of `f` can supply values for `a` and `b` by name. If no value is supplied then the default is used.

Labelled optional arguments are a simple extension of [FunctionalRecordUpdate](#) using post composition. Suppose, for example, that one wants a function `f` with labelled optional arguments `a` and `b` with default values `0` and `0.0` respectively. If one has a functional-record-update function `updateAB` for records with `a` and `b` fields, then one can define `f` in the following way.

```

val f =
 fn z =>
 Fold.post
 (updateAB {a = 0, b = 0.0},
 fn {a, b} => print (concat [Int.toString a, " ",

```

```

 Real.toString b, "\n"]))
z

```

The idea is that `f` is the post composition (using `Fold.post`) of the actual code for the function with a functional-record updater that starts with the defaults.

Here are some example calls to `f`.

```

val () = f $
val () = f (U#a 13) $
val () = f (U#a 13) (U#b 17.5) $
val () = f (U#b 17.5) (U#a 13) $

```

Notice that a caller can supply neither of the arguments, either of the arguments, or both of the arguments, and in either order. All that matter is that the arguments be labelled correctly (and of the right type, of course).

Here is another example.

```

val f =
 fn z =>
 Fold.post
 (updateBCD {b = 0, c = 0.0, d = "<>"},
 fn {b, c, d} =>
 print (concat [Int.toString b, " ",
 Real.toString c, " ",
 d, "\n"]))
z

```

Here are some example calls.

```

val () = f $
val () = f (U#d "goodbye") $
val () = f (U#d "hello") (U#b 17) (U#c 19.3) $

```

---

Last edited on 2007-08-15 22:06:57 by [MatthewFluet](#).

# OrphanedPages

Pages that no other page links to. Also see WantedPages.

1. ZZZOrphanedPages
- 

Last edited on 2004-11-09 14:46:17 by StephenWeeks.

# OtherSites

Other sites that have a MLton page (or more).

-  [Advogato](#)
-  [Debian GNU/Linux](#) ( [developer](#))
-  [FreeBSD](#)
-  [freshmeat](#)
-  [freshports](#)
-  [GNU](#)
-  [icewalkers](#)
-  [Ubuntu](#)
-  [wikipedi](#)

---

Last edited on 2006-06-16 19:17:13 by [StephenWeeks](#).

# Overloading

In Standard ML, constants (like `13`, `0w13`, `13.0`) are overloaded, meaning that they can denote a constant of the appropriate type as determined by context. SML defines the overloading classes `Int`, `Real`, and `Word`, which denote the sets of types that integer, real, and word constants may take on. In MLton, these are defined as follows.

```
Int Int2.int, Int3.int, ... Int32.int, Int64.int, Int.int, IntInf.int,
 LargeInt.int, FixedInt.int, Position.int
Real Real32.real, Real64.real, Real.real, LargeReal.real
Word Word2.word, Word3.word, ... Word32.word, Word64.word, Word.word,
 LargeWord.word, SysWord.word
```

The Definition allows flexibility in how much context is used to resolve overloading. It says that the context is *no larger than the smallest enclosing structure-level declaration*, but that *an implementation may require that a smaller context determines the type*. MLton uses the largest possible context allowed by SML in resolving overloading. If the type of a constant is not determined by context, then it takes on a default type. In MLton, these are defined as follows.

```
Int Int.int
Real Real.real
Word Word.word
```

Other implementations may use a smaller context or different default types.

## Also see

- [!\[\]\(c33cb967c8fc4f5e27188a389b621c8e\_img.jpg\) discussion of overloading in the Basis Library](#)

## Examples

- The following program is rejected.

```
structure S:
 sig
 val x: Word8.word
 end =
 struct
 val x = 0w0
 end
```

The smallest enclosing structure declaration for `0w0` is `val x = 0w0`. Hence, `0w0` receives the default type for words, which is `Word.word`.

---

Last edited on 2007-08-15 22:07:01 by [MatthewFluet](#).

# PackedRepresentation

PackedRepresentation is an analysis pass for the SSA2 IntermediateLanguage, invoked from ToRSSA.

## Description

This pass analyzes a SSA2 program to compute a packed representation for each object.

## Implementation

 [representation.sig](#)  [packed-representation.fun](#)

## Details and Notes

Has a special case to make sure that `true` is represented as 1 and `false` is represented as 0.

---

Last edited on 2006-11-02 17:36:23 by MatthewFluet.

# PageSize

List of all pages, sorted by their size:




1. 31644 [References](#)
2. 30593 [StephenWeeks/MoinEditorBackup](#)
3. 30250 [Fold](#)
4. 29165 [HenryCeitin/MoinEditorBackup](#)
5. 18832 [VesaKarvonen/MoinEditorBackup](#)
6. 18728 [TypeIndexedValues](#)
7. 14401 [BasisLibrary](#)
8. 11993 [WesleyTerpstra/MoinEditorBackup](#)
9. 11983 [Performance](#)
10. 11491 [MLtonProcess](#)
11. 11443 [ObjectOrientedProgramming](#)
12. 11188 [CommonArg](#)
13. 10814 [ConcurrentMLImplementation](#)
14. 9067 [CompileTimeOptions](#)
15. 8426 [MichaelNorrish/MoinEditorBackup](#)
16. 8380 [ValueRestriction](#)
17. 8363 [PrintfGentle](#)
18. 8317 [SyntacticConventions](#)
19. 8274 [InfixingOperators](#)
20. 7294 [FunctionalRecordUpdate](#)
21. 6796 [ForLoops](#)
22. 6777 [MLtonThread](#)
23. 6709 [PortingMLton](#)
24. 6668 [MLtonStructure](#)
25. 6424 [MLNLFFIImplementation](#)
26. 6401 [Bugs20041109](#)
27. 6353 [SMLNJDeviations](#)
28. 6206 [Elaborate](#)
29. 5995 [PolymorphicEquality](#)
30. 5978 [Features](#)
31. 5977 [OptionalArguments](#)
32. 5849 [MLtonFinalizable](#)
33. 5779 [AdmitsEquality](#)
34. 5742 [EmacsBgBuildMode](#)
35. 5666 [MLtonSignal](#)
36. 5326 [CompilationManager](#)
37. 5234 [XML](#)
38. 5170 [TipsForWritingConciseSML](#)
39. 5153 [MatthewFluet/MoinEditorBackup](#)
40. 5051 [Release20070826](#)
41. 5000 [StandardMLGotchas](#)
42. 4709 [Regions](#)
43. 4702 [CallGraph](#)
44. 4696 [Credits](#)
45. 4670 [TypeChecking](#)
46. 4456 [TypeVariableScope](#)





47. 4440 [MLBasisExamples](#)
48. 4301 [SelfCompiling](#)
49. 4293 [Bugs20051202](#)
50. 4283 [ReleaseChecklist](#)
51. 4244 [Fold01N](#)
52. 4194 [MLtonProfile](#)
53. 4131 [!\[\]\(c8dce68b26731c7aa5915072fc9d68dd\_img.jpg\) AdamGoode/MoinEditorBackup](#)
54. 4104 [Printf](#)
55. 4101 [Users](#)
56. 4000 [SMLNJLibrary](#)
57. 3961 [UniversalType](#)
58. 3758 [ReturnStatement](#)
59. 3753 [ForeignFunctionInterfaceTypes](#)
60. 3619 [Release20051202](#)
61. 3593 [VariableArityPolymorphism](#)
62. 3557 [Enscript](#)
63. 3518 [EqualityTypeVariable](#)
64. 3295 [UnresolvedBugs](#)
65. 3209 [MLBasisSyntaxAndSemantics](#)
66. 3092 [HowProfilingWorks](#)
67. 3052 [RunTimeOptions](#)
68. 3026 [Fixpoints](#)
69. 2997 [NumericLiteral](#)
70. 2995 [ArrayLiteral](#)
71. 2991 [Monomorphise](#)
72. 2971 [FirstClassPolymorphism](#)
73. 2966 [ForeignFunctionInterfaceSyntax](#)
74. 2856 [PropertyList](#)
75. 2816 [Stabilizers](#)
76. 2806 [MLRISCLibrary](#)
77. 2686 [Installation](#)
78. 2646 [MLtonSocket](#)
79. 2598 [CompilerOverview](#)
80. 2568 [EmacsDefUseMode](#)
81. 2525 [MatchCompile](#)
82. 2495 [CrossCompiling](#)
83. 2493 [GenerativeException](#)
84. 2463 [ProfilingTime](#)
85. 2450 [!\[\]\(76b3245de86167eba9fcdc9cc9f32aa4\_img.jpg\) ChrisClearwater/MoinEditorBackup](#)
86. 2433 [ShowBasis](#)
87. 2422 [Emacs](#)
88. 2390 [CallingFromCToSML](#)
89. 2366 [MLBasisAnnotations](#)
90. 2355 [OCaml](#)
91. 2305 [RunningOnMinGW](#)
92. 2288 [History](#)
93. 2278 [MLBasisAvailableLibraries](#)
94. 2270 [MLtonPointer](#)
95. 2236 [RefFlatten](#)
96. 2159 [MLBasisAnnotationExamples](#)
97. 2158 [ProfilingCounts](#)

- 98. 2139 [CKitLibrary](#)
- 99. 2117 [LanguageChanges](#)
- 100. 2000 [SimplifyTypes](#)
- 101. 1942 [XMLShrink](#)
- 102. 1933 [Libraries](#)
- 103. 1921 [MLBasis](#)
- 104. 1917 [CompilingWithSMLNJ](#)
- 105. 1915 [WikiTool](#)
- 106. 1900 [SMLofNJStructure](#)
- 107. 1893 [ProductType](#)
- 108. 1893 [Overloading](#)
- 109. 1883 [FAQ](#)
- 110. 1872 [ConcurrentML](#)
- 111. 1859 [Unicode](#)
- 112. 1846 [CallingFromSMLToC](#)
- 113. 1835 [RunningOnNetBSD](#)
- 114. 1788 [Defunctorize](#)
- 115. 1751 [JesperLouisAndersen](#)
- 116. 1689 [CallingFromSMLToCFunctionPointer](#)
- 117. 1684 [VesaKarvonen](#)
- 118. 1672 [MLtonSyslog](#)
- 119. 1667 [Contact](#)
- 120. 1645 [MLtonRlimit](#)
- 121. 1632 [WikiMacros](#)
- 122. 1627 [SSA2](#)
- 123. 1616 [MLtonIntInf](#)
- 124. 1616 [!\[\]\(95b42f0077faf7439a26242a54e021ec\_img.jpg\) JesperLouisAndersen/MoinEditorBackup](#)
- 125. 1562 [DefineTypeBeforeUse](#)
- 126. 1547 [Shrink](#)
- 127. 1547 [ScopeInference](#)
- 128. 1494 [Zone](#)
- 129. 1487 [MLmon](#)
- 130. 1484 [MLtonWorld](#)
- 131. 1465 [KnownCase](#)
- 132. 1458 [Projects](#)
- 133. 1433 [EqualityType](#)
- 134. 1432 [MLtonReal](#)
- 135. 1428 [MLtonExn](#)
- 136. 1416 [LocalRef](#)
- 137. 1415 [ProfilingAllocation](#)
- 138. 1411 [SSA](#)
- 139. 1401 [MLtonVector](#)
- 140. 1362 [ToMachine](#)
- 141. 1348 [TypeConstructor](#)
- 142. 1329 [Sources](#)
- 143. 1314 [!\[\]\(e097ab4c08b8186dd0908330bbc2dc28\_img.jpg\) Preferences](#)
- 144. 1310 [MLtonRusage](#)
- 145. 1289 [MLBasisPathMap](#)
- 146. 1285 [ShowProf](#)
- 147. 1280 [Utilities](#)
- 148. 1272 [MLtonIO](#)

- 149. 1271 [ProfilingTheStack](#)
- 150. 1270 [MLNLFFI](#)
- 151. 1260 [Restore](#)
- 152. 1258 [WishList](#)
- 153. 1227 [Useless](#)
- 154. 1218 [ImplementSuffix](#)
- 155. 1213 [ManualPage](#)
- 156. 1210 [MLtonPlatform](#)
- 157. 1209 [WebSite](#)
- 158. 1203 [StandardMLPortability](#)
- 159. 1163 [SSASimplify](#)
- 160. 1158 [StandardML](#)
- 161. 1157 [DeadCode](#)
- 162. 1140 [MLtonCont](#)
- 163. 1136 [RunningOnCygwin](#)
- 164. 1134 [LambdaFree](#)
- 165. 1130 [CommonBlock](#)
- 166. 1126 [MLtonRandom](#)
- 167. 1116 [Lazy](#)
- 168. 1111 [Release20041109](#)
- 169. 1104 [Closure](#)
- 170. 1074 [SXML](#)
- 171. 1048 [RSSA](#)
- 172. 1029 [CommonSubexp](#)
- 173. 1002 [!\[\]\(746d018fdf6ab02bf5fb7681133e8b29\_img.jpg\) WikiSandBox](#)
- 174. 998 [WholeProgramOptimization](#)
- 175. 990 [RunningOnFreeBSD](#)
- 176. 963 [PolyEqual](#)
- 177. 946 [UnsafeStructure](#)
- 178. 940 [Identifier](#)
- 179. 921 [License](#)
- 180. 902 [RunningOnSparc](#)
- 181. 885 [Flatten](#)
- 182. 881 [MLtonGC](#)
- 183. 880 [RunningOnHPPA](#)
- 184. 876 [MLtonWeak](#)
- 185. 858 [GnuMP](#)
- 186. 856 [Documentation](#)
- 187. 851 [SXMLSimplify](#)
- 188. 837 [SSA2Simplify](#)
- 189. 827 [LineDirective](#)
- 190. 808 [XMLSimplifyTypes](#)
- 191. 784 [WesleyTerpstra](#)
- 192. 784 [TalkMLtonHistory](#)
- 193. 781 [Inline](#)
- 194. 775 [Profiling](#)
- 195. 774 [RunningOnDarwin](#)
- 196. 765 [RemoveUnused](#)
- 197. 757 [GenerativeDatatype](#)
- 198. 754 [AST](#)
- 199. 744 [Contify](#)

|      |     |                                                                                                                                             |
|------|-----|---------------------------------------------------------------------------------------------------------------------------------------------|
| 200. | 736 | <a href="#"><u>EtaExpansion</u></a>                                                                                                         |
| 201. | 723 | <a href="#"><u>RayRacine</u></a>                                                                                                            |
| 202. | 722 | <a href="#"><u>Drawbacks</u></a>                                                                                                            |
| 203. | 718 | <a href="#"><u>Reachability</u></a>                                                                                                         |
| 204. | 710 | <a href="#"><u>IntroduceLoops</u></a>                                                                                                       |
| 205. | 702 | <a href="#"><u>Redundant</u></a>                                                                                                            |
| 206. | 701 | <a href="#"><u>RSSASimplify</u></a>                                                                                                         |
| 207. | 699 | <a href="#"><u>ForeignFunctionInterface</u></a>                                                                                             |
| 208. | 693 | <a href="#"> <u>TemporaryUpload</u></a>                    |
| 209. | 686 | <a href="#"> <u>RayRacine/MoinEditorBackup</u></a>         |
| 210. | 682 | <a href="#"><u>GarbageCollection</u></a>                                                                                                    |
| 211. | 669 | <a href="#"><u>CompilerPassTemplate</u></a>                                                                                                 |
| 212. | 668 | <a href="#"><u>ToSSA2</u></a>                                                                                                               |
| 213. | 661 | <a href="#"><u>RunningOnSolaris</u></a>                                                                                                     |
| 214. | 661 | <a href="#"><u>FrontEnd</u></a>                                                                                                             |
| 215. | 660 | <a href="#"> <u>SureshJagannathan/MoinEditorBackup</u></a> |
| 216. | 655 | <a href="#"><u>Swerve</u></a>                                                                                                               |
| 217. | 654 | <a href="#"><u>EditingPages</u></a>                                                                                                         |
| 218. | 631 | <a href="#"><u>XMLSimplify</u></a>                                                                                                          |
| 219. | 629 | <a href="#"><u>OpenGL</u></a>                                                                                                               |
| 220. | 628 | <a href="#"><u>MLtonWord</u></a>                                                                                                            |
| 221. | 624 | <a href="#"><u>Machine</u></a>                                                                                                              |
| 222. | 614 | <a href="#"><u>StandardMLBooks</u></a>                                                                                                      |
| 223. | 596 | <a href="#"><u>OtherSites</u></a>                                                                                                           |
| 224. | 590 | <a href="#"><u>DefinitionOfStandardML</u></a>                                                                                               |
| 225. | 585 | <a href="#"><u>RedundantTests</u></a>                                                                                                       |
| 226. | 578 | <a href="#"><u>Developers</u></a>                                                                                                           |
| 227. | 575 | <a href="#"><u>Multi</u></a>                                                                                                                |
| 228. | 560 | <a href="#"><u>MLKit</u></a>                                                                                                                |
| 229. | 556 | <a href="#"><u>PlatformSpecificNotes</u></a>                                                                                                |
| 230. | 551 | <a href="#"><u>SureshJagannathan</u></a>                                                                                                    |
| 231. | 550 | <a href="#"><u>MLtonMonoArray</u></a>                                                                                                       |
| 232. | 543 | <a href="#"><u>Bug</u></a>                                                                                                                  |
| 233. | 536 | <a href="#"><u>MLtonMonoVector</u></a>                                                                                                      |
| 234. | 527 | <a href="#"><u>StandardMLImplementations</u></a>                                                                                            |
| 235. | 527 | <a href="#"><u>ClosureConvert</u></a>                                                                                                       |
| 236. | 525 | <a href="#"><u>DeepFlatten</u></a>                                                                                                          |
| 237. | 524 | <a href="#"><u>AccessControl</u></a>                                                                                                        |
| 238. | 523 | <a href="#"><u>LLVM</u></a>                                                                                                                 |
| 239. | 521 | <a href="#"><u>IntermediateLanguage</u></a>                                                                                                 |
| 240. | 520 | <a href="#"><u>CreatingPages</u></a>                                                                                                        |
| 241. | 514 | <a href="#"><u>SMLNJ</u></a>                                                                                                                |
| 242. | 503 | <a href="#"><u>Chunkify</u></a>                                                                                                             |
| 243. | 501 | <a href="#"><u>RSSAShrink</u></a>                                                                                                           |
| 244. | 501 | <a href="#"><u>PackedRepresentation</u></a>                                                                                                 |
| 245. | 498 | <a href="#"><u>RunningOnPowerPC</u></a>                                                                                                     |
| 246. | 494 | <a href="#"><u>PhantomType</u></a>                                                                                                          |
| 247. | 487 | <a href="#"><u>LoopInvariant</u></a>                                                                                                        |
| 248. | 486 | <a href="#"><u>CoreML</u></a>                                                                                                               |
| 249. | 485 | <a href="#"><u>mGTK</u></a>                                                                                                                 |
| 250. | 480 | <a href="#"><u>MichaelNorrish</u></a>                                                                                                       |

|      |     |                                                                                                                                         |
|------|-----|-----------------------------------------------------------------------------------------------------------------------------------------|
| 251. | 466 | <a href="#"><u>Home</u></a>                                                                                                             |
| 252. | 465 | <a href="#"><u>MLtonItimer</u></a>                                                                                                      |
| 253. | 462 | <a href="#"><u>LocalFlatten</u></a>                                                                                                     |
| 254. | 457 | <a href="#"><u>Globalize</u></a>                                                                                                        |
| 255. | 455 | <a href="#"><u>Serialization</u></a>                                                                                                    |
| 256. | 455 | <a href="#"><u>ConstantPropagation</u></a>                                                                                              |
| 257. | 422 | <a href="#"><u>HowToAttachFile</u></a>                                                                                                  |
| 258. | 421 | <a href="#"><u>Poplog</u></a>                                                                                                           |
| 259. | 420 | <a href="#"><u>Development</u></a>                                                                                                      |
| 260. | 412 | <a href="#"><u>StandardMLTutorials</u></a>                                                                                              |
| 261. | 412 | <a href="#"><u>SMLSharp</u></a>                                                                                                         |
| 262. | 410 | <a href="#"> <u>AndreiFormiga/MoinEditorBackup</u></a> |
| 263. | 410 | <a href="#"><u>Polyvariance</u></a>                                                                                                     |
| 264. | 406 | <a href="#"><u>PrecedenceParse</u></a>                                                                                                  |
| 265. | 400 | <a href="#"><u>TalkStandardML</u></a>                                                                                                   |
| 266. | 400 | <a href="#"> <u>RecentChanges</u></a>                  |
| 267. | 397 | <a href="#"><u>TalkMLtonFeatures</u></a>                                                                                                |
| 268. | 397 | <a href="#"><u>RunningOnOpenBSD</u></a>                                                                                                 |
| 269. | 391 | <a href="#"><u>ParallelMove</u></a>                                                                                                     |
| 270. | 387 | <a href="#"><u>MatthewFluet</u></a>                                                                                                     |
| 271. | 385 | <a href="#"><u>ToRSSA</u></a>                                                                                                           |
| 272. | 382 | <a href="#"><u>AllocateRegisters</u></a>                                                                                                |
| 273. | 379 | <a href="#"><u>MLtonProcEnv</u></a>                                                                                                     |
| 274. | 376 | <a href="#"><u>Eclipse</u></a>                                                                                                          |
| 275. | 371 | <a href="#"><u>SXMLShrink</u></a>                                                                                                       |
| 276. | 370 | <a href="#"><u>TalkWholeProgram</u></a>                                                                                                 |
| 277. | 364 | <a href="#"><u>OperatorPrecedence</u></a>                                                                                               |
| 278. | 348 | <a href="#"><u>ImplementHandlers</u></a>                                                                                                |
| 279. | 346 | <a href="#"><u>SuccessorML</u></a>                                                                                                      |
| 280. | 340 | <a href="#"><u>MatchCompilation</u></a>                                                                                                 |
| 281. | 329 | <a href="#"> <u>TomMurphy/MoinEditorBackup</u></a>   |
| 282. | 329 | <a href="#"><u>ImperativeTypeVariable</u></a>                                                                                           |
| 283. | 327 | <a href="#"><u>MLtonArray</u></a>                                                                                                       |
| 284. | 326 | <a href="#"><u>ImplementProfiling</u></a>                                                                                               |
| 285. | 319 | <a href="#"><u>ImplementExceptions</u></a>                                                                                              |
| 286. | 313 | <a href="#"><u>CMinusMinus</u></a>                                                                                                      |
| 287. | 309 | <a href="#"><u>AndreiFormiga</u></a>                                                                                                    |
| 288. | 308 | <a href="#"><u>InsertSignalChecks</u></a>                                                                                               |
| 289. | 306 | <a href="#"><u>TalkMLtonApproach</u></a>                                                                                                |
| 290. | 305 | <a href="#"><u>InsertLimitChecks</u></a>                                                                                                |
| 291. | 277 | <a href="#"><u>TalkFolkLore</u></a>                                                                                                     |
| 292. | 270 | <a href="#"><u>TalkHowHigherOrder</u></a>                                                                                               |
| 293. | 266 | <a href="#"><u>Pronounce</u></a>                                                                                                        |
| 294. | 265 | <a href="#"><u>ML</u></a>                                                                                                               |
| 295. | 261 | <a href="#"><u>MLj</u></a>                                                                                                              |
| 296. | 259 | <a href="#"><u>Subversion</u></a>                                                                                                       |
| 297. | 257 | <a href="#"><u>SMLNET</u></a>                                                                                                           |
| 298. | 254 | <a href="#"><u>StandardMLHistory</u></a>                                                                                                |
| 299. | 244 | <a href="#"><u>Bugs20070826</u></a>                                                                                                     |
| 300. | 244 | <a href="#"><u>TalkFromSMLTo</u></a>                                                                                                    |
| 301. | 242 | <a href="#"><u>TalkHowPolymorphism</u></a>                                                                                              |

|      |     |                                                                                                                       |
|------|-----|-----------------------------------------------------------------------------------------------------------------------|
| 302. | 242 | <a href="#"><u>HaMLet</u></a>                                                                                         |
| 303. | 236 | <a href="#"><u>TomMurphy</u></a>                                                                                      |
| 304. | 234 | <a href="#"><u>eXene</u></a>                                                                                          |
| 305. | 232 | <a href="#"><u>CoreMLSimplify</u></a>                                                                                 |
| 306. | 230 | <a href="#"><u>TalkHowModules</u></a>                                                                                 |
| 307. | 230 | <a href="#"><u>Immutable</u></a>                                                                                      |
| 308. | 225 | <a href="#"><u>ZZZOrphanedPages</u></a>                                                                               |
| 309. | 218 | <a href="#"><u>MoscowML</u></a>                                                                                       |
| 310. | 209 | <a href="#"><u>fxp</u></a>                                                                                            |
| 311. | 209 | <a href="#"><u>Glade</u></a>                                                                                          |
| 312. | 207 | <a href="#"><u>SpaceSafety</u></a>                                                                                    |
| 313. | 200 | <a href="#"><u>Talk</u></a>                                                                                           |
| 314. | 196 | <a href="#"><u>MoinMoin</u></a>                                                                                       |
| 315. | 193 | <a href="#"> <u>Experimental</u></a> |
| 316. | 192 | <a href="#"><u>HenryCejtin</u></a>                                                                                    |
| 317. | 190 | <a href="#"><u>Variant</u></a>                                                                                        |
| 318. | 176 | <a href="#"><u>TalkDiveIn</u></a>                                                                                     |
| 319. | 175 | <a href="#"><u>JohnnyAndersen</u></a>                                                                                 |
| 320. | 169 | <a href="#"><u>StephenWeeks</u></a>                                                                                   |
| 321. | 165 | <a href="#"><u>Mutable</u></a>                                                                                        |
| 322. | 152 | <a href="#"><u>StyleGuide</u></a>                                                                                     |
| 323. | 141 | <a href="#"><u>TrustedGroup</u></a>                                                                                   |
| 324. | 141 | <a href="#"><u>RunningOnAMD64</u></a>                                                                                 |
| 325. | 136 | <a href="#"><u>TalkTemplate</u></a>                                                                                   |
| 326. | 136 | <a href="#"><u>Survey</u></a>                                                                                         |
| 327. | 135 | <a href="#"><u>RunningOnX86</u></a>                                                                                   |
| 328. | 129 | <a href="#"><u>PolyML</u></a>                                                                                         |
| 329. | 127 | <a href="#"><u>LambdaCalculus</u></a>                                                                                 |
| 330. | 125 | <a href="#"><u>WantedPages</u></a>                                                                                    |
| 331. | 120 | <a href="#"><u>WikiName</u></a>                                                                                       |
| 332. | 118 | <a href="#"><u>Alice</u></a>                                                                                          |
| 333. | 112 | <a href="#"><u>MikeThomas</u></a>                                                                                     |
| 334. | 97  | <a href="#"><u>AdamGoode</u></a>                                                                                      |
| 335. | 92  | <a href="#"><u>TILT</u></a>                                                                                           |
| 336. | 86  | <a href="#"> <u>OldPages</u></a>   |
| 337. | 78  | <a href="#"><u>OrphanedPages</u></a>                                                                                  |
| 338. | 73  | <a href="#"><u>MLtonTextIO</u></a>                                                                                    |
| 339. | 72  | <a href="#"><u>MLtonBinIO</u></a>                                                                                     |
| 340. | 69  | <a href="#"><u>PageSize</u></a>                                                                                       |
| 341. | 63  | <a href="#"><u>RunningOnAIX</u></a>                                                                                   |
| 342. | 61  | <a href="#"><u>RunningOnHPUX</u></a>                                                                                  |
| 343. | 59  | <a href="#"> <u>Download</u></a>   |
| 344. | 47  | <a href="#"><u>Changelog</u></a>                                                                                      |
| 345. | 45  | <a href="#"><u>SurveyDone</u></a>                                                                                     |
| 346. | 30  | <a href="#"><u>SystemInfo</u></a>                                                                                     |
| 347. | 26  | <a href="#"><u>RunningOnLinux</u></a>                                                                                 |
| 348. | 15  | <a href="#"><u>Index</u></a>                                                                                          |
| 349. | 1   | <a href="#"><u>ChrisClearwater</u></a>                                                                                |

# ParallelMove

ParallelMove is a rewrite pass, agnostic in the IntermediateLanguage which it produces.

## Description

This function computes a sequence of individual moves to effect a parallel move (with possibly overlapping froms and tos).

## Implementation

 [parallel-move.sig](#)  [parallel-move.fun](#)

## Details and Notes

---

Last edited on 2006-11-02 17:53:17 by MatthewFluet.

# Performance

This page compares the performance of a number of SML compilers on a range of benchmarks. For a [performance comparison](#) of many different languages, including [MLton](#), see the [Computer Language Shootout](#).

This page compares the following SML compiler versions.

- [MLton](#) 20051202
- [ML Kit](#) 4.1.4
- [Moscow ML](#) 2.00
- [Poly/ML](#) 4.1.3
- [SML/NJ](#) 110.57

There are tables for [run time](#), [code size](#), and [compile time](#).

## Setup

All benchmarks were compiled and run on a 2.6 GHz Celeron with 2G of RAM. The benchmarks were compiled with the default settings for all the compilers, except for Moscow ML, which was passed the `-orthodox -standalone -toplevel` switches. The Poly/ML executables were produced by using the file, followed by a `PolyML.commit`. The SML/NJ executables were produced by wrapping the entire program in a `local` declaration whose body performs an `SMLofNJ.exportFn`.

For more details, or if you want to run the benchmarks yourself, please see the [benchmark](#) directory of our [Sources](#).

All of the benchmarks are available for download from this page. Some of the benchmarks were obtained from the SML/NJ benchmark suite. Some of the benchmarks expect certain input files to exist in the [DATA](#) subdirectory.

- [hamlet.sml](#) ([hamlet-input.sml](#))
- [ray.sml](#) ([ray](#))
- [raytrace.sml](#) ([chess.gml](#))
- [vliw.sml](#) ([ndotprod.s](#))

## Run-time ratio

The following table gives the ratio of the run time of each benchmark when compiled by another compiler to the run time when compiled by MLton. That is, the larger the number, the slower the generated code runs. A number larger than one indicates that the corresponding compiler produces code that runs more slowly than MLton. If an entry is \*, that means that the corresponding compiler failed to compile the benchmark or that the benchmark failed to run.

| benchmark                  | MLton | ML-Kit | MosML | Poly/ML | SML/NJ |
|----------------------------|-------|--------|-------|---------|--------|
| <a href="#">barnes-hut</a> | 1.0   | *      | *     | *       | 1.6    |
| <a href="#">boyer</a>      | 1.0   | *      | 10.1  | 1.9     | 3.1    |
| <a href="#">checksum</a>   | 1.0   | *      | *     | *       | *      |



|                                                                                                       |     |      |       |        |                 |
|-------------------------------------------------------------------------------------------------------|-----|------|-------|--------|-----------------|
|  count-graphs        | 1.0 | 7.3  | 60.7  | 4.2    | 3.8             |
|  DLXSimulator        | 1.0 | *    | *     | *      | *               |
|  fft                 | 1.0 | 1.2  | *     | 24.2   | 0.8             |
|  fib                 | 1.0 | 0.9  | 5.0   | 1.2    | 1.3             |
|  flat-array          | 1.0 | 2.2  | 35.0  | 1041.6 | 13.4            |
|  hamlet              | 1.0 | *    | *     | *      | 3.1             |
|  imp-for             | 1.0 | 2.8  | 63.0  | 5.1    | 5.6             |
|  knuth-bendix        | 1.0 | *    | 19.8  | 4.8    | 4.6             |
|  lexgen              | 1.0 | 2.5  | 5.0   | 1.7    | 1.5             |
|  life                | 1.0 | 1.7  | 30.6  | 7.7    | 1.4             |
|  logic               | 1.0 | *    | 9.4   | 1.2    | 2.1             |
|  mandelbrot          | 1.0 | 4.2  | 34.0  | 51.1   | 1.3             |
|  matrix-multiply     | 1.0 | 8.3  | 42.5  | 13.2   | 5.3             |
|  md5                 | 1.0 | *    | *     | *      | *               |
|  merge               | 1.0 | *    | *     | 1.1    | 7.9             |
|  mlyacc              | 1.0 | 1.5  | 8.2   | 1.2    | 2.2             |
|  model-elimination   | 1.0 | *    | *     | *      | 2.6             |
|  mpuz                | 1.0 | 2.3  | 78.2  | 4.6    | 4.1             |
|  nucleic             | 1.0 | *    | *     | 23.5   | 0.8             |
|  output1             | 1.0 | 30.7 | 61.4  | 16.2   | 14.4            |
|  peek              | 1.0 | 15.2 | 176.9 | 17.9   | 11.3            |
|  psdes-random      | 1.0 | 5.0  | *     | *      | 2.7             |
|  ratio-regions     | 1.0 | 2.0  | 34.7  | 2.1    | 5.4             |
|  ray               | 1.0 | *    | 14.8  | 22.3   | 0.8             |
|  raytrace          | 1.0 | *    | *     | *      | 3.3             |
|  simple            | 1.0 | 1.7  | 19.3  | 7.3    | 2.4             |
|  smith-normal-form | 1.0 | *    | *     | *      | <u>&gt;1000</u> |
|  tailfib           | 1.0 | 1.0  | 51.9  | 3.2    | 1.4             |
|  tak               | 1.0 | 1.2  | 17.0  | 1.3    | 2.0             |
|  tensor            | 1.0 | *    | *     | *      | 7.4             |
|  tsp               | 1.0 | 3.4  | 31.8  | *      | 17.7            |
|  tyan              | 1.0 | *    | 15.7  | 1.0    | 1.6             |
|  vector-concat     | 1.0 | 1.2  | 20.4  | 2.0    | 20.4            |
|  vector-rev        | 1.0 | 2.2  | 41.9  | 2.3    | 152.4           |
|  vliw              | 1.0 | *    | *     | *      | 2.5             |
|  wc-input1         | 1.0 | 11.1 | *     | 7.5    | 17.2            |
|  wc-scanStream     | 1.0 | 22.1 | *     | 203.7  | 11.5            |
|  zebra             | 1.0 | 3.9  | 30.2  | 3.4    | 8.5             |
|  zern              | 1.0 | *    | *     | *      | 2.6             |

Note: for SML/NJ, the smith-normal-form benchmark was killed after running for over 25,000 seconds.

## Code size

The following table gives the code size of each benchmark in bytes. The size for MLton and the ML Kit is the sum of text and data for the standalone executable as reported by `size`. The size for Moscow ML is the size in bytes of the executable `a.out`. The size for Poly/ML is the difference in size of the database before the session start and after the commit. The size for SML/NJ is the size of the heap file created by `exportFn` and does not include the size of the SML/NJ runtime system (approximately 100K). A \* in an entry means that the compiler failed to compile the benchmark.

















| benchmark                                                                                                             | MLton     | ML-Kit  | MosML   | Poly/ML   | SML/NJ    |
|-----------------------------------------------------------------------------------------------------------------------|-----------|---------|---------|-----------|-----------|
|  <a href="#">barnes-hut</a>          | 103,231   | *       | *       | *         | 433,216   |
|  <a href="#">boyer</a>               | 138,518   | 163,204 | 116,300 | 122,880   | 526,376   |
|  <a href="#">checksum</a>            | 52,794    | *       | *       | *         | *         |
|  <a href="#">count-graphs</a>        | 66,838    | 84,124  | 84,613  | 98,304    | 454,776   |
|  <a href="#">DLXSimulator</a>        | 129,398   | *       | *       | *         | *         |
|  <a href="#">fft</a>                 | 64,797    | 80,240  | 84,046  | 65,536    | 434,256   |
|  <a href="#">fib</a>                 | 47,738    | 18,588  | 79,892  | 49,152    | 415,488   |
|  <a href="#">flat-array</a>          | 47,762    | 23,820  | 80,034  | 49,152    | 410,680   |
|  <a href="#">hamlet</a>              | 1,256,813 | *       | *       | *         | 1,412,360 |
|  <a href="#">imp-for</a>             | 47,626    | 19,372  | 80,040  | 57,344    | 400,424   |
|  <a href="#">knuth-bendix</a>       | 109,126   | 93,400  | 88,439  | 180,224   | 431,144   |
|  <a href="#">lexgen</a>            | 203,559   | 208,332 | 104,883 | 196,608   | 501,824   |
|  <a href="#">life</a>              | 66,130    | 78,084  | 83,390  | 65,536    | 414,760   |
|  <a href="#">logic</a>             | 106,614   | 116,880 | 87,251  | 114,688   | 440,360   |
|  <a href="#">mandelbrot</a>        | 47,690    | 77,004  | 81,340  | 57,344    | 404,520   |
|  <a href="#">matrix-multiply</a>   | 49,181    | 87,016  | 82,417  | 57,344    | 435,256   |
|  <a href="#">md5</a>               | 77,646    | *       | *       | *         | *         |
|  <a href="#">merge</a>             | 49,318    | 24,296  | 80,090  | 49,152    | 400,432   |
|  <a href="#">mlyacc</a>            | 507,431   | 473,748 | 148,286 | 2,850,816 | 820,336   |
|  <a href="#">model-elimination</a> | 638,084   | *       | *       | *         | 1,009,880 |
|  <a href="#">mpuz</a>              | 50,594    | 73,232  | 82,382  | 81,920    | 408,616   |
|  <a href="#">nucleic</a>           | 199,181   | 258,552 | *       | 221,184   | 487,480   |
|  <a href="#">output1</a>           | 80,720    | 63,336  | 80,187  | 49,152    | 399,400   |
|  <a href="#">peek</a>              | 76,302    | 62,092  | 81,621  | 57,344    | 403,544   |
|  <a href="#">psdes-random</a>      | 48,402    | 25,196  | *       | *         | 421,944   |
|  <a href="#">ratio-regions</a>     | 73,914    | 95,924  | 87,482  | 73,728    | 443,448   |
|  <a href="#">ray</a>               | 183,243   | 108,848 | 89,859  | 147,456   | 493,712   |
|  <a href="#">raytrace</a>          | 265,332   | *       | *       | *         | 636,112   |
|  <a href="#">simple</a>            | 222,914   | 192,032 | 94,396  | 475,136   | 756,840   |
|  <a href="#">smith-normal-form</a> | 181,686   | *       | *       | 131,072   | 558,224   |
|  <a href="#">tailfib</a>           | 47,434    | 18,804  | 79,943  | 57,344    | 399,400   |
|  <a href="#">tak</a>               | 47,818    | 18,580  | 79,908  | 57,344    | 411,392   |
|  <a href="#">tensor</a>            | 97,677    | *       | *       | *         | 450,672   |

|                                                                                                 |         |         |        |         |         |
|-------------------------------------------------------------------------------------------------|---------|---------|--------|---------|---------|
|  tsp           | 82,190  | 97,716  | 86,146 | *       | 425,024 |
|  tyan          | 134,910 | 137,800 | 91,586 | 196,608 | 477,272 |
|  vector-concat | 49,018  | 23,924  | 80,194 | 49,152  | 410,680 |
|  vector-rev    | 48,246  | 24,104  | 80,078 | 57,344  | 410,680 |
|  vliw          | 393,762 | *       | *      | *       | 731,304 |
|  wc-input1     | 101,850 | 129,212 | 85,771 | 49,152  | 404,520 |
|  wc-scanStream | 109,106 | 129,708 | 85,947 | 49,152  | 405,544 |
|  zebra         | 141,146 | 41,532  | 83,422 | 90,112  | 419,896 |
|  zern          | 91,087  | *       | *      | *       | 479,384 |

## Compile time

The following table gives the compile time of each benchmark in seconds. A \* in an entry means that the compiler failed to compile the benchmark.

| benchmark                                                                                             | MLton | ML-Kit | MosML | Poly/ML | SML/NJ |
|-------------------------------------------------------------------------------------------------------|-------|--------|-------|---------|--------|
|  barnes-hut          | 8.28  | *      | *     | *       | 1.37   |
|  boyer               | 8.14  | 8.99   | 0.39  | 0.12    | 3.20   |
|  checksum            | 5.45  | *      | *     | *       | *      |
|  count-graphs        | 6.12  | 2.06   | 0.14  | 0.05    | 0.90   |
|  DLXSimulator       | 9.81  | *      | *     | *       | *      |
|  fft               | 5.95  | 1.32   | 0.11  | 0.05    | 0.69   |
|  fib               | 5.45  | 0.60   | 0.05  | 0.02    | 0.22   |
|  flat-array        | 5.33  | 0.61   | 0.04  | 0.01    | 0.25   |
|  hamlet            | 85.70 | *      | *     | *       | 88.87  |
|  imp-for           | 5.37  | 0.73   | 0.05  | 0.01    | 0.25   |
|  knuth-bendix      | 7.09  | 4.11   | 0.19  | 0.12    | 1.60   |
|  lexgen            | 11.02 | 7.21   | 0.40  | 0.26    | 3.63   |
|  life              | 5.84  | 2.16   | 0.10  | 0.04    | 0.64   |
|  logic             | 7.02  | 4.82   | 0.22  | 0.09    | 1.68   |
|  mandelbrot        | 5.41  | 0.75   | 0.06  | 0.02    | 0.29   |
|  matrix-multiply   | 5.39  | 0.77   | 0.06  | 0.01    | 0.30   |
|  md5               | 6.01  | *      | *     | *       | *      |
|  merge             | 5.41  | 0.62   | 0.06  | 0.02    | 0.26   |
|  mlyacc            | 24.70 | 40.69  | 3.35  | 1.08    | 18.04  |
|  model-elimination | 25.04 | *      | *     | *       | 28.79  |
|  mpuz              | 5.41  | 1.07   | 0.07  | 0.03    | 0.45   |
|  nucleic           | 14.24 | 24.79  | *     | 0.36    | 2.78   |
|  output1           | 6.05  | 0.68   | 0.05  | 0.01    | 0.23   |
|  peek              | 6.04  | 0.70   | 0.05  | 0.02    | 0.25   |
|  psdes-random      | 5.39  | 0.75   | *     | *       | 64.13  |
|  ratio-regions     | 6.63  | 4.02   | 0.21  | 0.11    | 1.50   |

|                                                                                                     |       |       |      |      |       |
|-----------------------------------------------------------------------------------------------------|-------|-------|------|------|-------|
|  ray               | 9.51  | 3.02  | 0.15 | 0.08 | 1.03  |
|  raytrace          | 13.92 | *     | *    | *    | 5.08  |
|  simple            | 11.40 | 13.19 | 0.43 | 0.21 | 3.76  |
|  smith-normal-form | 8.90  | *     | *    | 0.10 | 2.25  |
|  tailfib           | 5.35  | 0.64  | 0.05 | 0.02 | 0.24  |
|  tak               | 5.36  | 0.62  | 0.05 | 0.01 | 0.22  |
|  tensor            | 8.75  | *     | *    | *    | 2.81  |
|  tsp               | 6.50  | 1.93  | 0.15 | *    | 0.66  |
|  tyan              | 8.86  | 6.25  | 0.30 | 0.17 | 2.28  |
|  vector-concat     | 5.52  | 0.68  | 0.05 | 0.01 | 0.25  |
|  vector-rev        | 5.33  | 0.64  | 0.05 | 0.02 | 0.26  |
|  vliw              | 18.28 | *     | *    | *    | 13.12 |
|  wc-input1         | 6.85  | 0.68  | 0.07 | 0.02 | 0.27  |
|  wc-scanStream     | 7.07  | 0.69  | 0.06 | 0.02 | 0.29  |
|  zebra             | 8.57  | 2.30  | 0.09 | 0.04 | 0.78  |
|  zern              | 6.20  | *     | *    | *    | 0.65  |

---

Last edited on 2006-11-02 17:55:30 by [MatthewFluet](#).

# PhantomType

A phantom type is a type that has no run-time representation, but is used to force the type checker to ensure invariants at compile time. This is done by augmenting a type with additional arguments (phantom type variables) and expressing constraints by choosing phantom types to stand for the phantom types in the types of values.

## References

- [Blume01](#)
  - ♦ dimensions
  - ♦ C type system
- [FluetPucella02](#)
  - ♦ subtyping
- socket module in [Basis Library](#)

---

Last edited on 2005-12-02 04:23:48 by [StephenWeeks](#).

# PlatformSpecificNotes

Here are notes about using MLton on the following platforms.

## Operating Systems

- [AIX](#)
- [Cygwin](#)
- [Darwin](#)
- [FreeBSD](#)
- [HPUX](#)
- [Linux](#)
- [MinGW](#)
- [NetBSD](#)
- [OpenBSD](#)
- [Solaris](#)

## Architectures

- [AMD64](#)
- [HPPA](#)
- [PowerPC](#)
- [Sparc](#)
- [X86](#)

## Also see

- [PortingMLton](#)

---

Last edited on 2007-08-13 01:29:13 by [MatthewFluet](#).

# PolyEqual

PolyEqual is an optimization pass for the SSA IntermediateLanguage, invoked from SSASimplify.

## Description

This pass implements polymorphic equality.

## Implementation

 [poly-equal.sig](#)  [poly-equal.fun](#)

## Details and Notes

For each datatype, tycon, and vector type, it builds an equality function and translates calls to `MLton_equal` into calls to that function.

Also generates calls to `IntInf_equal` and `Word_equal`.

For tuples, it does the equality test inline; i.e., it does not create a separate equality function for each tuple type.

All equality functions are created only if necessary, i.e., if equality is actually used at a type.

Optimizations:

- for datatypes that are enumerations, do not build a case dispatch, just use `MLton_eq`, as the backend will represent these as ints
- deep equality always does an `MLton_eq` test first

---

Last edited on 2007-08-15 22:07:04 by MatthewFluet.

# PolyML

 [Poly/ML](#) is a [Standard ML Compiler](#).

## Also see

- [Matthews95](#)

---

Last edited on 2006-09-04 20:25:25 by [StephenWeeks](#).



# PolymorphicEquality

Polymorphic equality is a built-in function in Standard ML that compares two values of the same type for equality. It is specified as

```
val = : 'a * 'a -> bool
```

The 'a in the specification are equality type variables, and indicate that polymorphic equality can only be applied to values of an equality type. It is not allowed in SML to rebind =, so a programmer is guaranteed that = always denotes polymorphic equality.

1. Equality of ground types
2. Equality of reals
3. Equality of functions
4. Equality of immutable types
5. Equality of mutable values
6. Equality of datatypes
7. Implementation
8. Also see

## Equality of ground types

Ground types like `char`, `int`, and `word` may be compared (to values of the same type). For example, `13 = 14` is type correct and yields `false`.

## Equality of reals

The one ground type that can not be compared is `real`. So, `13.0 = 14.0` is not type correct. One can use `Real.==` to compare reals for equality, but beware that this has different algebraic properties than polymorphic equality.

See <http://mlton.org/basis/real.html> for a discussion of why `real` is not an equality type.

## Equality of functions

Comparison of functions is not allowed.

## Equality of immutable types

Polymorphic equality can be used on immutable values like tuples, records, lists, and vectors. For example,

```
(1, 2, 3) = (4, 5, 6)
```

is a type-correct expression yielding `false`, while

```
[1, 2, 3] = [1, 2, 3]
```

is type correct and yields `true`.

Equality on immutable values is computed by structure, which means that values are compared by recursively descending the data structure until ground types are reached, at which point the ground types are compared with primitive equality tests (like comparison of characters). So, the expression

```
[1, 2, 3] = [1, 1 + 1, 1 + 1 + 1]
```

is guaranteed to yield `true`, even though the lists may occupy different locations in memory.

Because of structural equality, immutable values can only be compared if their components can be compared. For example, `[1, 2, 3]` can be compared, but `[1.0, 2.0, 3.0]` can not. The SML type system uses equality types to ensure that structural equality is only applied to valid values.

## Equality of mutable values

In contrast to immutable values, polymorphic equality of mutable values (like ref cells and arrays) is performed by pointer comparison, not by structure. So, the expression

```
ref 13 = ref 13
```

is guaranteed to yield `false`, even though the ref cells hold the same contents.

Because equality of mutable values is not structural, arrays and refs can be compared *even if their components are not equality types*. Hence, the following expression is type correct (and yields `true`).

```
let
 val r = ref 13.0
in
 r = r
end
```

## Equality of datatypes

Polymorphic equality of datatypes is structural. Two values of the same datatype are equal if they are of the same variant and if the variant's arguments are equal (recursively). So, with the datatype

```
datatype t = A | B of t
```

then `B (B A) = B A` is type correct and yields `false`, while `A = A` and `B A = B A` yield `true`.

As polymorphic equality descends two values to compare them, it uses pointer equality whenever it reaches a mutable value. So, with the datatype

```
datatype t = A of int ref | ...
```

then `A (ref 13) = A (ref 13)` is type correct and yields `false`, because the pointer equality on the two ref cells yields `false`.

One weakness of the SML type system is that datatypes do not inherit the special property of the `ref` and `array` type constructors that allows them to be compared regardless of their component type. For example, after declaring

```
datatype 'a t = A of 'a ref
```

one might expect to be able to compare two values of type `real t`, because pointer comparison on a ref cell would suffice. Unfortunately, the type system can only express that a user-defined datatype admits equality or not. In this case, `t` admits equality, which means that `int t` can be compared but that `real t` can not. We can confirm this with the program

```
datatype 'a t = A of 'a ref
fun f (x: real t, y: real t) = x = y
```

on which MLton reports the following error.

```
Error: z.sml 2.34.
Function applied to incorrect argument.
 expects: [<equality>] * [<equality>]
 but got: [<non-equality>] * [<non-equality>]
in: = (x, y)
```

## Implementation

Polymorphic equality is implemented by recursively descending the two values being compared, stopping as soon as they are determined to be unequal, or exploring the entire values to determine that they are equal. Hence, polymorphic equality can take time proportional to the size of the smaller value.

MLton uses some optimizations to improve performance.

- When computing structural equality, first do a pointer comparison. If the comparison yields `true`, then stop and return `true`, since the structural comparison is guaranteed to do so. If the pointer comparison fails, then recursively descend the values.
- If a datatype is an enum (e.g. `datatype t = A | B | C`), then a single comparison suffices to compare values of the datatype. No case dispatch is required to determine whether the two values are of the same variant.
- When comparing a known constant non-value-carrying variant, use a single comparison. For example, the following code will compile into a single comparison for `A = x`.

```
datatype t = A | B | C of ...
... if A = x then ...
```

- When comparing a small constant `IntInf.int` to another `IntInf.int`, use a single comparison against the constant. No case dispatch is required.

## Also see

- [AdmitsEquality](#)
- [EqualityType](#)
- [EqualityTypeVariable](#)

---

Last edited on 2007-07-08 22:57:41 by [MatthewFluet](#).

# Polyvariance

Polyvariance is an optimization pass for the SXML IntermediateLanguage, invoked from SXMLSimplify.

## Description

This pass duplicates a higher-order, `let` bound function at each variable reference, if the cost is smaller than some threshold.

## Implementation

 [polyvariance.sig](#)  [polyvariance.fun](#)

## Details and Notes

---

Last edited on 2006-11-02 17:48:41 by MatthewFluet.

# Poplog

 POPLOG is a development environment that includes implementations of a number of languages, including Standard ML.

While POPLOG is actively developed, the ML support predates SML'97, and there is no support for the BasisLibrary.

Here is a document on  Mixed-language programming in ML and Pop-11.

---

Last edited on 2005-10-09 23:12:14 by StephenWeeks.

# PortingMLton

Porting MLton to a new target platform (architecture or OS) involves the following steps.

1. Make the necessary changes to the scripts, runtime system, Basis Library implementation, and compiler.
2. Get the regressions working using a cross compiler.
3. Cross compile MLton and bootstrap on the target.

MLton has a native code generator only for AMD64 and X86, so, if you are porting to another architecture, you must use the C code generator. These notes do not cover building a new native code generator.

Some of the following steps will not be necessary if MLton already supports the architecture or operating system you are porting to.

## What code to change

- Scripts.
  - ◆ In `bin/platform`, add new cases to define `$HOST_OS` and `$HOST_ARCH`.
  - ◆ In `bin/upgrade-basis`,
    - ◇ add new cases to set `$arch` and `$os`.
    - ◇ add new cases in the code for `MLton.Platform` to define `Arch.t`, `OS.t`, `Arch.all`, and `OS.all`.

- Runtime system.

The goal of this step is to be able to successfully run `make` in the `runtime` directory on the target machine.

- ◆ In `platform.h`, add a new case to include `platform/<os>.h`.
- ◆ In `platform/<os>.h`:
  - ◇ include platform-specific includes.
  - ◇ define `MLton.Platform_OS_host`.
  - ◇ define all of the `HAS_*` macros.
- ◆ In `platform/<os>.c` implement any platform-dependent functions that the runtime needs.
- ◆ In `basis/Real/class.c`, add the architecture specific code to implement `Real<N>.class` (i.e. to determine the class of a floating point number. It would be nice to implement this code (portably) in the Basis Library implementation some day.
- ◆ Add rounding mode control to `IEEEReal.c` for the new arch.
- ◆ Compile and install the GnuMP. This varies from platform to platform. In `platform/<os>.h`, you need to include the appropriate `gmp.h`.
- ◆ Make sure the definition of `ReturnToC` in `include/x86-main.h` is correct.
- Basis Library implementation (`basis-library/*`)
  - ◆ In `misc/primitive.sml`,
    - ◇ Add a new variant to the `MLton.Platform.Arch.t` datatype.
    - ◇ Add a new variant to the `MLton.Platform.OS.t` datatype.
    - ◇ modify the constants that define `host` to match with `MLton.Platform_OS_host`, as set in `runtime/platform/<os>.h`.
  - ◆ In `mlton/platform.{sig,sml}` add a new variant.
  - ◆ In `sml-nj/sml-nj.sml`, modify `getOSKind`.

- ◆ Look at all the uses of `MLton.Platform` in the Basis Library implementation and see if you need to do anything special. You might use the following command to see where to look.

```
find basis-library -type f | xargs grep 'MLton\.Platform'
```

If in doubt, leave the code alone and wait to see what happens when you run the regression tests. Here's some that will likely need to be modified.

```
◇ real/pack-real.sml: definition of isBigEndian
```

- Compiler.

- ◆ In `lib/mlton-stubs/` run `make links` to ensure that `platform.sig` has the changes made to the basis. Then, update `mlton.sml` to add any new variants in `MLton.Platform`.

The string used to identify a particular architecture or operating system must be the same (except for possibly case of letters) in the scripts, runtime, and basis library. In `mlton/main/main.fun`, MLton itself uses the basis library conversions to and from strings:

```
MLton.Platform.{Arch,OS}.{from,to}String
```

If there is a mismatch, you may see the error message `strange arch` or `strange os`.

## Running the regressions with a cross compiler

When porting to a new platform, it is always best to get all (or as many as possible) of the regressions working before moving to a self compile. It is easiest to do this by modifying and rebuilding the compiler on a working machine and then running the regressions with a cross compiler. It is not easy to build a gcc cross compiler, so we recommend generating the C and assembly on a working machine (using MLton's `-target` and `-stop g` flags, copying the generated files to the target machine, then compiling and linking there.

1. Remake the compiler on a working machine.
2. Use `bin/add-cross` to add support for the new target. In particular, this should create `build/lib/<target>/` with the platform-specific necessary cross-compilation information.
3. Run the regression tests with the cross-compiler. To cross-compile all the tests, do

```
bin/regression -cross <target>
```

This will create all the executables. Then, copy `bin/regression` and the `regression` directory to the target machine, and do

```
bin/regression -run-only
```

This should run all the tests.

Repeat this step, interleaved with appropriate compiler modifications, until all the regressions pass.

## Bootstrap

Once you've got all the regressions working, you can build MLton for the new target. As with the regressions, the idea for bootstrapping is to generate the C and assembly on a working machine, copy it to the target machine, and then compile and link there. Here's the sequence of steps.

1. On a working machine, with the newly rebuilt compiler, in the `mlton` directory, do:

```
mlton -stop g -target <target> mlton.cm
```

2. Copy to the target machine.

3. On the target machine, move the libraries to the right place. That is, in `build/lib`, do:

```
rm -rf self target-map
mv <target> self
```

4. On the target machine, compile and link MLton. That is, in the `mlton` directory, do something like:

```
gcc -c -Ibuild/lib/include -Ibuild/lib/self/include -O1 -w mlton/mlton.*.[cS]
gcc -o build/lib/mlton-compile \
 -Lbuild/lib/self \
 -L/usr/local/lib \
 mlton.*.o \
 -lmlton -lgmp -lgdtoa -lm
```

5. At this point, MLton should be working and you can finish the rest of a usual make on the target machine.

```
make script constants targetmap mlbpathmap world libraries tools install
```

There are other details to get right, like making sure that the tools directories were clean so that the tools are rebuilt on the new platform, but hopefully this structure works. Once you've got a compiler on the target machine, you should test it by running all the regressions normally (i.e. without the `-cross` flag) and by running a couple rounds of self compiles.

## Also see

The above description is based on the following emails sent to the MLton list.

- <http://mlton.org/pipermail/mlton/2002-October/013110.html>
- <http://mlton.org/pipermail/mlton/2004-July/016029.html>

---

Last edited on 2007-07-12 18:42:07 by [MatthewFluet](#).



# PrecedenceParse

PrecedenceParse is an analysis/rewrite pass for the [AST IntermediateLanguage](#), invoked from [Elaborate](#).

## Description

This pass rewrites [AST](#) function clauses, expressions, and patterns to resolve [OperatorPrecedence](#).

## Implementation

 [precedence-parse.sig](#)  [precedence-parse.fun](#)

## Details and Notes

---

Last edited on 2006-11-02 17:51:45 by [MatthewFluet](#).

# Printf

Programmers coming from C or Java often ask if Standard ML has a `printf` function. It does not. However, it is possible to implement your own version with only a few lines of code.

Here is a definition for `printf` and `fprintf`, along with format specifiers for booleans, integers, and reals.

```
structure Printf =
 struct
 fun $ (_, f) = f (fn p => p ()) ignore
 fun fprintf out f = f (out, id)
 val printf = fn z => fprintf TextIO.stdOut z
 fun one (out, f), make) g =
 g (out, fn r =>
 f (fn p =>
 make (fn s =>
 r (fn () => (p (); TextIO.output (out, s))))))
 fun ` x s = one (x, fn f => f s)
 fun spec to x = one (x, fn f => f o to)
 val B = fn z => spec Bool.toString z
 val I = fn z => spec Int.toString z
 val R = fn z => spec Real.toString z
 end
```

Here's an example use.

```
val () = printf ` "Int="I` " Bool="B` " Real="R` "\n" $ 1 false 2.0
```

This prints the following.

```
Int=1 Bool=false Real=2.0
```

In general, a use of `printf` looks like

```
printf <spec1> ... <specn> $ <arg1> ... <argm>
```

where each `<speci>` is either a specifier like `B`, `I`, or `R`, or is an inline string, like `` "foo"`. A backtick (```) must precede each inline string. Each `<argi>` must be of the appropriate type for the corresponding specifier.

SML `printf` is more powerful than its C counterpart in a number of ways. In particular, the function produced by `printf` is a perfectly ordinary SML function, and can be passed around, used multiple times, etc. For example:

```
val f: int -> bool -> unit = printf ` "Int="I` " Bool="B` "\n" $
val () = f 1 true
val () = f 2 false
```

The definition of `printf` is even careful to not print anything until it is fully applied. So, examples like the following will work as expected.

```
val f: int -> bool -> unit = printf ` "Int="I` " Bool="B` "\n" $ 13
val () = f true
val () = f false
```

It is also easy to define new format specifiers. For example, suppose we wanted format specifiers for characters and strings.

```
val C = fn z => spec Char.toString z
val S = fn z => spec (fn s => s) z
```

One can define format specifiers for more complex types, e.g. pairs of integers.

```
val I2 =
 fn z =>
 spec (fn (i, j) =>
 concat ["(", Int.toString i, ", ", Int.toString j, ")"])
 z
```

Here's an example use.

```
val () = printf ` "Test "I2` " a string "S`"\n" $ (1, 2) "hello"
```

## Printf via fold

Printf is best viewed as a special case of variable-argument [Fold](#) that inductively builds a function as it processes its arguments. Here is the definition of a `Printf` structure in terms of fold. The structure is equivalent to the above one, except that it uses the standard `$` instead of a specialized one.

```
structure Printf =
 struct
 fun fprintf out =
 Fold.fold ((out, id), fn (_, f) => f (fn p => p ()) ignore)

 val printf = fn z => fprintf TextIO.stdout z

 fun one ((out, f), make) =
 (out, fn r =>
 f (fn p =>
 make (fn s =>
 r (fn () => (p (); TextIO.output (out, s))))))

 val ` =
 fn z => Fold.step1 (fn (s, x) => one (x, fn f => f s)) z

 fun spec to = Fold.step0 (fn x => one (x, fn f => f o to))

 val B = fn z => spec Bool.toString z
 val I = fn z => spec Int.toString z
 val R = fn z => spec Real.toString z
 end
```

Viewing `printf` as a fold opens up a number of possibilities. For example, one can name parts of format strings using the fold idiom for naming sequences of steps.

```
val IB = fn u => Fold.fold u ` "Int="I` " Bool="B
val () = printf IB` " "IB`"\n" $ 1 true 3 false
```

One can even parametrize over partial format strings.

```
fun XB X = fn u => Fold.fold u ` "X="X` " Bool="B
```

```
val () = printf (XB I)`" "(XB R)`"\n" $ 1 true 2.0 false
```

## Also see

- [PrintfGentle](#)
- [Functional Unparsing](#)

---

Last edited on 2007-08-15 22:07:07 by [MatthewFluet](#).

# PrintfGentle

This page provides a gentle introduction and derivation of Printf, with sections and arrangement more suitable to a talk.

## Introduction

SML does not have `printf`. Could we define it ourselves?

```
val () = printf ("here's an int %d and a real %f.\n", 13, 17.0)
val () = printf ("here's three values (%d, %f, %f).\n", 13, 17.0, 19.0)
```

What could the type of `printf` be?

This obviously can't work, because SML functions take a fixed number of arguments. Actually they take one argument, but if that's a tuple, it can only have a fixed number of components.

## From tupling to currying

What about currying to get around the typing problem?

```
val () = printf "here's an int %d and a real %f.\n" 13 17.0
val () = printf "here's three values (%d, %f, %f).\n" 13 17.0 19.0
```

That fails for a similar reason. We need two types for `printf`.

```
val printf: string -> int -> real -> unit
val printf: string -> int -> real -> real -> unit
```

This can't work, because `printf` can only have one type. SML doesn't support programmer-defined overloading.

## Overloading and dependent types

Even without worrying about number of arguments, there is another problem. The type of `printf` depends on the format string.

```
val () = printf "here's an int %d and a real %f.\n" 13 17.0
val () = printf "here's a real %f and an int %d.\n" 17.0 13
```

Now we need

```
val printf: string -> int -> real -> unit
val printf: string -> real -> int -> unit
```

Again, this can't possibly working because SML doesn't have overloading, and types can't depend on values.

## Idea: express type information in the format string

If we express type information in the format string, then different uses of `printf` can have different types.

```
type 'a t (* the type of format strings *)
val printf: 'a t -> 'a
infix D F
val fs1: (int -> real -> unit) t = "here's an int "D" and a real "F".\n"
val fs2: (int -> real -> real -> unit) t =
 "here's three values ("D", "F", "F").\n"
val () = printf fs1 13 17.0
val () = printf fs2 13 17.0 19.0
```

Now, our two calls to `printf` type check, because the format string specializes `printf` to the appropriate type.

## The types of format characters

What should the type of format characters `D` and `F` be? Each format character requires an additional argument of the appropriate type to be supplied to `printf`.

Idea: guess the final type that will be needed for `printf` the format string and verify it with each format character.

```
type ('a, 'b) t (* 'a = rest of type to verify, 'b = final type *)
val ` : string -> ('a, 'a) t (* guess the type, which must be verified *)
val D: (int -> 'a, 'b) t * string -> ('a, 'b) t (* consume an int *)
val F: (real -> 'a, 'b) t * string -> ('a, 'b) t (* consume a real *)
val printf: (unit, 'a) t -> 'a
```

Don't worry. In the end, type inference will guess and verify for us.

## Understanding guess and verify

Now, let's build up a format string and a specialized `printf`.

```
infix D F
val f0 = `"here's an int "
val f1 = f0 D " and a real "
val f2 = f1 F ".\n"
val p = printf f2
```

These definitions yield the following types.

```
val f0: (int -> real -> unit, int -> real -> unit) t
val f1: (real -> unit, int -> real -> unit) t
val f2: (unit, int -> real -> unit) t
val p: int -> real -> unit
```

So, `p` is a specialized `printf` function. We could use it as follows

```
val () = p 13 17.0
val () = p 14 19.0
```

## Type checking this using a functor

```
signature PRINTF =
 sig
 type ('a, 'b) t
 val ` : string -> ('a, 'a) t
 val D: (int -> 'a, 'b) t * string -> ('a, 'b) t
 val F: (real -> 'a, 'b) t * string -> ('a, 'b) t
 val printf: (unit, 'a) t -> 'a
 end

functor Test (P: PRINTF) =
 struct
 open P
 infix D F

 val () = printf (`"here's an int "D" and a real "F".\n") 13 17.0
 val () = printf (`"here's three values ("D", "F ", "F").\n") 13 17.0 19.0
 end
```

## Implementing Printf

Think of a format character as a formatter transformer. It takes the formatter for the part of the format string before it and transforms it into a new formatter that first does the left hand bit, then does its bit, then continues on with the rest of the format string.

```
structure Printf: PRINTF =
 struct
 datatype ('a, 'b) t = T of (unit -> 'a) -> 'b

 fun printf (T f) = f (fn () => ())

 fun ` s = T (fn a => (print s; a ()))

 fun D (T f, s) =
 T (fn g => f (fn () => fn i =>
 (print (Int.toString i); print s; g ())))

 fun F (T f, s) =
 T (fn g => f (fn () => fn i =>
 (print (Real.toString i); print s; g ())))
 end
```

## Testing printf

```
structure Z = Test (Printf)
```

## User-definable formats

The definition of the format characters is pretty much the same. Within the `Printf` structure we can define a format character generator.

```
val newFormat: ('a -> string) -> ('a -> 'b, 'c) t * string -> ('b, 'c) t =
 fn toString => fn (T f, s) =>
 T (fn th => f (fn () => fn a => (print (toString a); print s ; th ())))
```

```

val D = fn z => newFormat Int.toString z
val F = fn z => newFormat Real.toString z

```

## A core Printf

We can now have a very small PRINTF signature, and define all the format strings externally to the core module.

```

signature PRINTF =
 sig
 type ('a, 'b) t
 val ` : string -> ('a, 'a) t
 val newFormat: ('a -> string) -> ('a -> 'b, 'c) t * string -> ('b, 'c) t
 val printf: (unit, 'a) t -> 'a
 end

structure Printf: PRINTF =
 struct
 datatype ('a, 'b) t = T of (unit -> 'a) -> 'b

 fun printf (T f) = f (fn () => ())

 fun ` s = T (fn a => (print s; a ()))

 fun newFormat toString (T f, s) =
 T (fn th =>
 f (fn () => fn a =>
 (print (toString a)
 ; print s
 ; th ())))
 end

```

## Extending to fprintf

One can implement fprintf by threading the outstream through all the transformers.

```

signature PRINTF =
 sig
 type ('a, 'b) t
 val ` : string -> ('a, 'a) t
 val fprintf: (unit, 'a) t * TextIO.outstream -> 'a
 val newFormat: ('a -> string) -> ('a -> 'b, 'c) t * string -> ('b, 'c) t
 val printf: (unit, 'a) t -> 'a
 end

structure Printf: PRINTF =
 struct
 type out = TextIO.outstream
 val output = TextIO.output

 datatype ('a, 'b) t = T of (out -> 'a) -> out -> 'b

 fun fprintf (T f, out) = f (fn _ => ()) out

 fun printf t = fprintf (t, TextIO.stdOut)

 fun ` s = T (fn a => fn out => (output (out, s); a out))
 end

```



```

fun newFormat toString (T f, s) =
 T (fn g =>
 f (fn out => fn a =>
 (output (out, toString a)
 ; output (out, s)
 ; g out)))
end

```

## Notes

- Lesson: instead of using dependent types for a function, express the the dependency in the type of the argument.
- If `printf` is partially applied, it will do the printing then and there. Perhaps this could be fixed with some kind of terminator.

A syntactic or argument terminator is not necessary. A formatter can either be eager (as above) or lazy (as below). A lazy formatter accumulates enough state to print the entire string. The simplest lazy formatter concatenates the strings as they become available:

```

structure PrintfLazyConcat: PRINTF =
 struct
 datatype ('a, 'b) t = T of (string -> 'a) -> string -> 'b

 fun printf (T f) = f print ""

 fun ` s = T (fn th => fn s' => th (s' ^ s))

 fun newFormat toString (T f, s) =
 T (fn th =>
 f (fn s' => fn a =>
 th (s' ^ toString a ^ s)))
 end

```

It is somewhat more efficient to accumulate the strings as a list:

```

structure PrintfLazyList: PRINTF =
 struct
 datatype ('a, 'b) t = T of (string list -> 'a) -> string list -> 'b

 fun printf (T f) = f (List.app print o List.rev) []

 fun ` s = T (fn th => fn ss => th (s::ss))

 fun newFormat toString (T f, s) =
 T (fn th =>
 f (fn ss => fn a =>
 th (s::toString a::ss)))
 end

```

## Also see

- [Printf](#)
- [Functional Unparsing](#)

# ProductType

Standard ML has special syntax for products (tuples). A product type is written as

```
t1 * t2 * ... * tN
```

and a product pattern is written as

```
(p1, p2, ..., pN)
```

In most situations the syntax is quite convenient. However, there are situations where the syntax is cumbersome. There are also situations in which it is useful to construct and destruct n-ary products inductively, especially when using Fold.

In such situations, it is useful to have a binary product datatype with an infix constructor defined as follows.

```
datatype ('a, 'b) product = & of 'a * 'b
infix &
```

With these definitions, one can write an n-ary product as a nested binary product quite conveniently.

```
x1 & x2 & ... & xn
```

Because of left associativity, this is the same as

```
((x1 & x2) & ...) & xn)
```

Because & is a constructor, the syntax can also be used for patterns.

The symbol & is inspired by the Curry-Howard isomorphism: the proof of a conjunction (A & B) is a pair of proofs (a, b).

## Example: parser combinators

A typical parser combinator library provides a combinator that has a type of the form.

```
'a parser * 'b parser -> ('a * 'b) parser
```

and produces a parser for the concatenation of two parsers. When more than two parsers are concatenated, the result of the resulting parser is a nested structure of pairs

```
(...((p1, p2), p3) ..., pN)
```

which is somewhat cumbersome.

By using a product type, the type of the concatenation combinator then becomes

```
'a parser * 'b parser -> ('a, 'b) product parser
```

While this doesn't stop the nesting, it makes the pattern significantly easier to write. Instead of

`(...((p1, p2), p3) ..., pN)`

the pattern is written as

`p1 & p2 & p3 & ... & pN`

which is considerably more concise.

## Also see

- [VariableArityPolymorphism](#)
- [Utilities](#)

---

Last edited on 2007-08-26 19:59:19 by [MatthewFluet](#).

# Profiling

With MLton and `mlprof`, you can profile your program to find out bytes allocated, execution counts, or time spent in each function. To profile your program, compile with `-profile kind`, where *kind* is one of `alloc`, `count`, or `time`. Then, run the executable, which will write an `mlmon.out` file when it finishes. You can then run `mlprof` on the executable and the `mlmon.out` file to see the performance data.

Here are the three kinds of profiling that MLton supports.

- [ProfilingAllocation](#)
- [ProfilingCounts](#)
- [ProfilingTime](#)

Going further

- [CallGraphs](#) to visualize profiling data.
- [HowProfilingWorks](#)
- [MLmon](#)
- [MLtonProfile](#) to selectively profile parts of your program.
- [ProfilingTheStack](#)
- [ShowProf](#)

---

Last edited on 2007-07-08 20:58:34 by [MatthewFluet](#).

# ProfilingAllocation

With MLton and `mlprof`, you can profile your program to find out how many bytes each function allocates. To do so, compile your program with `-profile alloc`. For example, suppose that `list-rev.sml` is the following.

```
fun append (l1, l2) =
 case l1 of
 [] => l2
 | x :: l1 => x :: append (l1, l2)

fun rev l =
 case l of
 [] => []
 | x :: l => append (rev l, [x])

val l = List.tabulate (1000, fn i => i)
val _ = 1 + hd (rev l)
```

Compile and run `list-rev` as follows.

```
% mlton -profile alloc list-rev.sml
% ./list-rev
% mlprof -show-line true list-rev mlmon.out
6,030,136 bytes allocated (108,336 bytes by GC)
 function cur

append list-rev.sml: 1 97.6%
<gc> 1.8%
<main> 0.4%
rev list-rev.sml: 6 0.2%
```

The data shows that most of the allocation is done by the `append` function defined on line 1 of `list-rev.sml`. The table also shows how special functions like `gc` and `main` are handled: they are printed with surrounding brackets. C functions are displayed similarly. In this example, the allocation done by the garbage collector is due to stack growth, which is usually the case.

The run-time performance impact of allocation profiling is noticeable, because it inserts additional C calls for object allocation.

Compile with `-profile alloc -profile-branch true` to find out how much allocation is done in each branch of a function; see [ProfilingCounts](#) for more details on `-profile-branch`.

---

Last edited on 2006-11-02 17:51:52 by [MatthewFluet](#).

# ProfilingCounts

With MLton and `mlprof`, you can profile your program to find out how many times each function is called and how many times each branch is taken. To do so, compile your program with `-profile count -profile-branch true`. For example, suppose that `tak.sml` contains the following.

```
structure Tak =
 struct
 fun tak1 (x, y, z) =
 let
 fun tak2 (x, y, z) =
 if y >= x
 then z
 else
 tak1 (tak2 (x - 1, y, z),
 tak2 (y - 1, z, x),
 tak2 (z - 1, x, y))
 in
 if y >= x
 then z
 else
 tak1 (tak2 (x - 1, y, z),
 tak2 (y - 1, z, x),
 tak2 (z - 1, x, y))
 end
 end
 end

 val rec f =
 fn 0 => ()
 | ~1 => print "this branch is not taken\n"
 | n => (Tak.tak1 (18, 12, 6) ; f (n-1))

 val _ = f 5000

 fun uncalled () = ()
```

Compile with count profiling and run the program.

```
% mlton -profile count -profile-branch true tak.sml
% ./tak
```

Display the profiling data, along with raw counts and file positions.

```
% mlprof -raw true -show-line true tak mlmon.out
623,610,002 ticks
```

| function                         | cur   | raw           |
|----------------------------------|-------|---------------|
| Tak.tak1.tak2 tak.sml: 5         | 38.2% | (238,530,000) |
| Tak.tak1.tak2.<true> tak.sml: 7  | 27.5% | (171,510,000) |
| Tak.tak1 tak.sml: 3              | 10.7% | (67,025,000)  |
| Tak.tak1.<true> tak.sml: 14      | 10.7% | (67,025,000)  |
| Tak.tak1.tak2.<false> tak.sml: 9 | 10.7% | (67,020,000)  |
| Tak.tak1.<false> tak.sml: 16     | 2.0%  | (12,490,000)  |
| f tak.sml: 23                    | 0.0%  | (5,001)       |
| f.<branch> tak.sml: 25           | 0.0%  | (5,000)       |
| f.<branch> tak.sml: 23           | 0.0%  | (1)           |
| uncalled tak.sml: 29             | 0.0%  | (0)           |

```
f.<branch> tak.sml: 24 0.0% (0)
```

Branches are displayed with lexical nesting followed by `<branch>` where the function name would normally be, or `<true>` or `<false>` for if-expressions. It is best to run `mlprof` with `-show-line true` to help identify the branch.

One use of `-profile count` is as a code-coverage tool, to help find code in your program that hasn't been tested. For this reason, `mlprof` displays functions and branches even if they have a count of zero. As the above output shows, the branch on line 24 was never taken and the function defined on line 29 was never called. To see zero counts, it is best to run `mlprof` with `-raw true`, since some code (e.g. the branch on line 23 above) will show up with `0.0%` but may still have been executed and hence have a nonzero raw count.

---

Last edited on 2007-08-21 03:44:16 by [MatthewFluet](#).

# ProfilingTheStack

For all forms of Profiling, you can gather counts for all functions on the stack, not just the currently executing function. To do so, compile your program with `-profile-stack true`. For example, suppose that `list-rev.sml` contains the following.

```
fun append (l1, l2) =
 case l1 of
 [] => l2
 | x :: l1 => x :: append (l1, l2)

fun rev l =
 case l of
 [] => []
 | x :: l => append (rev l, [x])

val l = List.tabulate (1000, fn i => i)
val _ = 1 + hd (rev l)
```

Compile with stack profiling and then run the program.

```
% mlton -profile alloc -profile-stack true list-rev.sml
% ./list-rev
```

Display the profiling data.

```
% mlprof -show-line true list-rev mlmon.out
6,030,136 bytes allocated (108,336 bytes by GC)
 function cur stack GC

append list-rev.sml: 1 97.6% 97.6% 1.4%
<gc> 1.8% 0.0% 1.8%
<main> 0.4% 98.2% 1.8%
rev list-rev.sml: 6 0.2% 97.6% 1.8%
```

In the above table, we see that `rev`, defined on line 6 of `list-rev.sml`, is only responsible for 0.2% of the allocation, but is on the stack while 97.6% of the allocation is done by the user program and while 1.8% of the allocation is done by the garbage collector.

The run-time performance impact of `-profile-stack true` can be noticeable since there is some extra bookkeeping at every nontail call and return.

---

Last edited on 2006-11-02 17:42:31 by [MatthewFluet](#).



# ProfilingTime

With MLton and `mlprof`, you can profile your program to find out how much time is spent in each function over an entire run of the program. To do so, compile your program with `-profile time`. For example, suppose that `tak.sml` contains the following.

```
structure Tak =
 struct
 fun tak1 (x, y, z) =
 let
 fun tak2 (x, y, z) =
 if y >= x
 then z
 else
 tak1 (tak2 (x - 1, y, z),
 tak2 (y - 1, z, x),
 tak2 (z - 1, x, y))
 in
 if y >= x
 then z
 else
 tak1 (tak2 (x - 1, y, z),
 tak2 (y - 1, z, x),
 tak2 (z - 1, x, y))
 end
 end

 val rec f =
 fn 0 => ()
 | ~1 => print "this branch is not taken\n"
 | n => (Tak.tak1 (18, 12, 6) ; f (n-1))

 val _ = f 5000

 fun uncalled () = ()
```

Compile with time profiling and run the program.

```
% mlton -profile time tak.sml
% ./tak
```

Display the profiling data.

```
% mlprof tak mlmon.out
6.00 seconds of CPU time (0.00 seconds GC)
function cur

Tak.tak1.tak2 75.8%
Tak.tak1 24.2%
```

This example shows how `mlprof` indicates lexical nesting: as a sequence of period-separated names indicating the structures and functions in which a function definition is nested. The profiling data shows that roughly three-quarters of the time is spent in the `Tak.tak1.tak2` function, while the rest is spent in `Tak.tak1`.

Display raw counts in addition to percentages with `-raw true`.

```
% mlprof -raw true tak mlmon.out
6.00 seconds of CPU time (0.00 seconds GC)
 function cur raw

Tak.tak1.tak2 75.8% (4.55s)
Tak.tak1 24.2% (1.45s)
```

Display the file name and line number for each function in addition to its name with `-show-line true`.

```
% mlprof -show-line true tak mlmon.out
6.00 seconds of CPU time (0.00 seconds GC)
 function cur

Tak.tak1.tak2 tak.sml: 5 75.8%
Tak.tak1 tak.sml: 3 24.2%
```

Time profiling is designed to have a very small performance impact. However, in some cases there will be a run-time performance cost, which may perturb the results. There is more likely to be an impact with `-codegen c` than `-codegen native`.

You can also compile with `-profile time -profile-branch true` to find out how much time is spent in each branch of a function; see [ProfilingCounts](#) for more details on `-profile-branch`.

## Caveats

With `-profile time`, use of the following in your program will cause a run-time error, since they would interfere with the profiler signal handler.

- `MLton.Itimer.set (MLton.Itimer.Prof, ...)`
- `MLton.Signal.setHandler (MLton.Signal.prof, ...)`

Also, because of the random sampling used to implement `-profile time`, it is best to have a long running program (at least tens of seconds) in order to get reasonable time

---

Last edited on 2006-11-02 17:38:19 by [MatthewFluet](#).

# Projects


We have lots of ideas for projects to improve MLton, many of which we do not have time to implement, or at least haven't started on yet. Here is a list of some of those improvements, ranging from the easy (1 week) to the difficult (several months). If you have any interest in working on one of these, or some other improvement to MLton not listed here, please send mail to [✉MLton@mlton.org](mailto:✉MLton@mlton.org).

- Port to new platform: Windows (native, not Cygwin or MinGW), ...
- Source-level debugger
- Heap profiler
- Interfaces to libraries: OpenGL, ...
- Additional constant types: Real80, ...
- An IDE (possibly integrated with [Eclipse](#))
- Port MLRISC and use for code generation
- Optimizations
  - ◆ Improved closure representation
    - Right now, MLton's closure conversion algorithm uses a simple flat closure to represent each function.
  - ◆ Elimination of array bounds checks in loops
  - ◆ Elimination of overflow checks on array index computations
  - ◆ Common-subexpression elimination of repeated array subscripts
  - ◆ Loop-invariant code motion, especially for tuple selects
  - ◆ Loop unrolling, especially for small loops
  - ◆ Auto-vectorization, for MMX/SSE/3DNow/AltiVec (see the [work done on GCC](#))
  - ◆ Optimize `MLton_eq`: pointer equality is necessarily false when one of the arguments is freshly allocated in the block
- Analyses
  - ◆ Uncaught exception analysis

---

Last edited on 2007-08-23 17:09:17 by [MatthewFluet](#).

# Pronounce

Here is  how "MLton" sounds.

"MLton" is pronounced in two syllables, with stress on the first syllable. The first syllable sounds like the word *mill* (as in "steel mill"), the second like the word *tin* (as in "cookie tin").

---

Last edited on 2005-12-02 00:54:13 by StephenWeeks.

# PropertyList

A property list is a dictionary-like data structure into which properties (name-value pairs) can be inserted and from which properties can be looked up by name. The term comes from the Lisp language, where every symbol has a property list for storing information, and where the names are typically symbols and keys can be any type of value.

Here is an SML signature for property lists such that for any type of value a new property can be dynamically created to manipulate that type of value in a property list.

```
signature PROPERTY_LIST =
 sig
 type t

 val new: unit -> t
 val newProperty: unit -> {add: t * 'a -> unit,
 peek: t -> 'a option}
 end
```

Here is a functor demonstrating the use of property lists. It first creates a property list, then two new properties (of different types), and adds a value to the list for each property.

```
functor Test (P: PROPERTY_LIST) =
 struct
 val pl = P.new ()

 val {add = addInt: P.t * int -> unit, peek = peekInt} = P.newProperty ()
 val {add = addReal: P.t * real -> unit, peek = peekReal} = P.newProperty ()

 val () = addInt (pl, 13)
 val () = addReal (pl, 17.0)
 val s1 = Int.toString (valOf (peekInt pl))
 val s2 = Real.toString (valOf (peekReal pl))
 val () = print (concat [s1, " ", s2, "\n"])
 end
```

Applied to an appropriate implementation PROPERTY\_LIST, the Test functor will produce the following output.

```
13 17.0
```

## Implementation

Because property lists can hold values of any type, their implementation requires a [UniversalType](#). Given that, a property list is simply a list of elements of the universal type. Adding a property adds to the front of the list, and looking up a property scans the list.

```
functor PropertyList (U: UNIVERSAL_TYPE): PROPERTY_LIST =
 struct
 datatype t = T of U.t list ref

 fun new () = T (ref [])

 fun 'a newProperty () =
 let
```

```

 val (inject, out) = U.embed ()
 fun add (T r, a: 'a): unit = r := inject a :: (!r)
 fun peek (T r) =
 Option.map (valOf o out) (List.find (isSome o out) (!r))
 in
 {add = add, peek = peek}
 end
end

```

If `U: UNIVERSAL_TYPE`, then we can test our code as follows.

```
structure Z = Test (PropertyList (U))
```

Of course, a serious implementation of property lists would have to handle duplicate insertions of the same property, as well as the removal of elements in order to avoid space leaks.

## Also see

MLton relies heavily on property lists for attaching information to syntax tree nodes in its intermediate languages. See [property-list.sig](#) [property-list.fun](#).

The [MLRISCLibrary](#) uses property lists extensively.

---

Last edited on 2007-08-23 13:55:21 by [MatthewFluet](#).

# RSSA

RSSA is an IntermediateLanguage, translated from SSA2 by ToRSSA, optimized by RSSASimplify, and translated by ToMachine to Machine.

## Description

RSSA is a IntermediateLanguage that makes representation decisions explicit.

## Implementation

 [rssa.sig](http://rssa.sig)  [rssa.fun](http://rssa.fun)

## Type Checking

The new type language is aimed at expressing bit-level control over layout and associated packing of data representations. There are singleton types that denote constants, other atomic types for things like integers and reals, and arbitrary sum types and sequence (tuple) types. The big change to the type system is that type checking is now based on subtyping, not type equality. So, for example, the singleton type `0xFFFFEEBB` whose only inhabitant is the eponymous constant is a subtype of the type `Word32`.

## Details and Notes

SSA is an abbreviation for Static Single Assignment. The RSSA IntermediateLanguage is a variant of SSA.

---

Last edited on 2006-11-02 17:35:24 by MatthewFluet.

# RSSAShrink

RSSAShrink is an optimization pass for the RSSA IntermediateLanguage.

## Description

This pass implements a whole family of compile-time reductions, like:

- constant folding, copy propagation
- inline the `Goto` to a block with a unique predecessor

## Implementation

 [shrink.sig](#)  [shrink.fun](#)

 [shrink.sig](#)  [shrink.fun](#)

## Details and Notes

---

Last edited on 2006-11-02 17:48:32 by MatthewFluet.



# RSSASimplify

The optimization passes for the RSSA IntermediateLanguage are collected and controlled by the Backend functor ([Backend.sig](#), [Backend.fun](#)).

The following optimization pass is implemented:

- RSSAShrink

The following implementation passes are implemented:

- ImplementHandlers
- ImplementProfiling
- InsertLimitChecks
- InsertSignalChecks

The optimization passes can be controlled from the command-line by the options

- `-diag-pass <pass> -- keep diagnostic info for pass`
- `-drop-pass <pass> -- omit optimization pass`
- `-keep-pass <pass> -- keep the results of pass`

---

Last edited on 2006-11-02 17:52:35 by MatthewFluet.

# RayRacine

Using SML in some *Semantic Web* stuff. Anyone interested in similar, please contact me. GreyLensman on #sml on IRC or rracine at this domain adelphia with a dot here net.

Current areas of coding.

1. Pretty solid, high performance Rete implementation - base functionality is complete.
2. N3 parser - mostly complete
3. RDF parser based on fxx - not started.
4. Swerve HTTP server - 1/2 done.
5. SPARQL implementation - not started.
6. Persistent engine based on BerkelyDB - not started.
7. Native implementation of Postgresql protocol - underway, ways to go.
8. I also have a small change to the MLton compiler to add `PackWord<N>` - changes compile but needs some more work, clean-up and unit tests.

---

Last edited on 2007-07-08 21:14:28 by MatthewFluet.

# Reachability

Reachability is a notion dealing with the graph of heap objects maintained at runtime. Nodes in the graph are heap objects and edges correspond to the pointers between heap objects. As the program runs, it allocates new objects (adds nodes to the graph), and those new objects can contain pointers to other objects (new edges in the graph). If the program uses mutable objects (refs or arrays), it can also change edges in the graph.

At any time, the program has access to some finite set of *root* nodes, and can only ever access nodes that are reachable by following edges from these root nodes. Nodes that are *unreachable* can be garbage collected.

## Also see

- [MLtonFinalizable](#)
- [MLtonWeak](#)

---

Last edited on 2006-08-21 19:41:42 by [StephenWeeks](#).

# Redundant

Redundant is an optimization pass for the SSA IntermediateLanguage, invoked from SSASimplify.

## Description

???

## Implementation

 [redundant.sig](#)  [redundant.fun](#)

## Details and Notes

The reason Redundant got put in was due to some output of the ClosureConvert pass converter where the environment record, or components of it, were passed around in several places. That may have been more relevant with polyvariant analyses (which are long gone). But it still seems possibly relevant, especially with more aggressive flattening, which should reveal some fields in nested closure records that are redundant.

---

Last edited on 2006-11-02 17:53:25 by MatthewFluet.

# RedundantTests

RedundantTests is an optimization pass for the [SSA IntermediateLanguage](#), invoked from [SSASimplify](#).

## Description

This pass simplifies conditionals whose results are implied by a previous conditional test.

## Implementation

[redundant-tests.sig](#) [redundant-tests.fun](#)

## Details and Notes

An additional test will sometimes eliminate the overflow test when adding or subtracting 1. In particular, it will eliminate it in the following cases:

```
if x < y
 then ... x + 1 ...
else ... y - 1 ...
```

---

Last edited on 2006-11-02 17:37:46 by [MatthewFluet](#).

# RefFlatten

Refflatten is an optimization pass for the [SSA2 IntermediateLanguage](#), invoked from [SSA2Simplify](#).

## Description

This pass flattens a `ref` cell into its containing object. The idea is to replace, where possible, a type like

```
(int ref * real)
```

with a type like

```
(int[m] * real)
```

where the `[m]` indicates a mutable field of a tuple.

## Implementation

 [ref-flatten.sig](#)  [ref-flatten.fun](#)

## Details and Notes

The savings is obvious, I hope. We avoid an extra heap-allocated object for the `ref`, which in the above case saves two words. We also save the time and code for the extra indirection at each get and set. There are lots of useful data structures (singly-linked and doubly-linked lists, union-find, Fibonacci heaps, ...) that I believe we are paying through the nose right now because of the absence of ref flattening.

The idea is to compute for each occurrence of a `ref` type in the program whether or not that `ref` can be represented as an offset of some object (constructor or tuple). As before, a unification-based whole-program with deep abstract values makes sure the analysis is consistent.

The only syntactic part of the analysis that remains is the part that checks that for a variable bound to a value constructed by `Ref_ref`:

- the object allocation is in the same block. This is pretty draconian, and it would be nice to generalize it some day to allow flattening as long as the `ref` allocation and object allocation "line up one-to-one" in the same loop-free chunk of code.
- updates occur in the same block (and hence it is safe-for-space because the containing object is still alive). It would be nice to relax this to allow updates as long as it can be proved that the container is live.

Prevent flattening of `unit refs`.

RefFlatten is safe for space. The idea is to prevent a `ref` being flattened into an object that has a component of unbounded size (other than possibly the `ref` itself) unless we can prove that at each point the `ref` is live, then the containing object is live too. I used a pretty simple approximation to liveness.

---

Last edited on 2007-08-15 22:07:14 by [MatthewFluet](#).

# References

A B C D E F G H I J K L M N O P Q R S T U V W X Y Z

## A

- [!\[\]\(e662c6fdc679f154c0e75d901761d894\_img.jpg\) An Experimental Analysis of Self-Adjusting Computation](#) Umut Acar, Guy Blelloch, Matthias Blume, and Kanat Tangwongsan. [PLDI](#) 2006.
- [!\[\]\(e0657301a840725a62b5d9c03de7d165\_img.jpg\) Compiling with Continuations](#) ([Laddall](#)). ISBN 0521416957. Andrew W. Appel. Cambridge University Press, 1992.
- [!\[\]\(c84b30d7d5311af020af6bce6a2c548f\_img.jpg\) A Critique of Standard ML](#). Andrew W. Appel. [JFP](#) 1993.
- Shrinking Lambda Expressions in Linear Time. Andrew Appel and Trevor Jim. [JFP](#) 1997.
- [!\[\]\(a9333260d8ffbbfeaa1095df6db7bccd\_img.jpg\) Modern Compiler Implementation in ML](#) ([Laddall](#)). ISBN 0521582741 Andrew W. Appel. Cambridge University Press, 1998.

## B

- [!\[\]\(00454fbbe8db418db0de5eebfa916a08\_img.jpg\) Tree Pattern Matching for ML](#). Marianne Baudinet, David MacQueen. 1985.  
*Describes the match compiler used in an early version of [SML/NJ](#).*
- [!\[\]\(fd0f3d0c9a8d9b3ff3951bcf7c4bf0c0\_img.jpg\) Compiling Standard ML to Java Bytecodes](#). Nick Benton, Andrew Kennedy, and George Russell. [ICFP](#) 1998.
- [!\[\]\(e0cf2596b7f15139c12c58233ba748a6\_img.jpg\) Interlanguage Working Without Tears: Blending SML with Java](#). Nick Benton and Andrew Kennedy. [ICFP](#) 1999.
- [!\[\]\(7229103dad454bef452b933d3e01b45a\_img.jpg\) Exceptional Syntax](#). Nick Benton and Andrew Kennedy. [JFP](#) 2001.
- [!\[\]\(32dc4fd1d8720a74b95d374e8ccedb9f\_img.jpg\) Adventures in Interoperability: The SML.NET Experience](#). Nick Benton, Andrew Kennedy, and Claudio Russo. [PPDP](#) 2004.
- [!\[\]\(48a23a052e2d439163363b6592817d27\_img.jpg\) Shrinking Reductions in SML.NET](#). Nick Benton, Andrew Kennedy, Sam Lindley and Claudio Russo. [IFL](#) 2004.  
*Describes a linear-time implementation of an [Appel-Jim shrinker](#), using a mutable IL, and shows that it yields nice speedups in SML.NET's compile times. There are also benchmarks showing that SML.NET when compiled by MLton runs roughly five times faster than when compiled by SML/NJ.*
- [!\[\]\(93c6912adf4f8e7e05aabb5d1aff902e\_img.jpg\) Embedded Interpreters](#). Nick Benton. [JFP](#) 2005.
- [!\[\]\(b9953ed32faeff89b19f343a71b817c3\_img.jpg\) The Edinburgh SML Library](#). Dave Berry. University of Edinburgh Technical Report ECS-LFCS-91-148, 1991.
- [!\[\]\(8432437104541bd9cf7a582c7928bc37\_img.jpg\) A semantics for ML concurrency primitives](#). Dave Berry, Robin Milner, and David N. Turner. [POPL](#) 1992.
- Lessons From the Design of a Standard ML Library. Dave Berry. [JFP](#) 1993.
- [!\[\]\(183a56d2980bd71b9e8bf8f04ca5ec26\_img.jpg\) Compiling SML to Java Bytecode](#). Peter Bertelsen. Master's Thesis, 1998.
- [!\[\]\(e14234a3cac45db91c1b83191214f8a8\_img.jpg\) OO Programming styles in ML](#). Bernard Berthomieu. LAAS Report #2000111, 2000.
- [!\[\]\(91e1c7c182458573df7cf1aeff028506\_img.jpg\) No-Longer-Foreign: Teaching an ML compiler to speak C "natively"](#). Matthias Blume. [BABEL](#) 2001.
- [!\[\]\(7863d66b6cbef88fed210b3364dfc93d\_img.jpg\) Portable library descriptions for Standard ML](#). Matthias Blume. 2001.
- [!\[\]\(cc4c0291eb19c8994b2350bfd8944cae\_img.jpg\) Destructors, Finalizers, and Synchronization](#). Hans Boehm. [POPL](#) 2003.

*Discusses a number of issues in the design of finalizers. Many of the design choices are consistent with [MLtonFinalizable](#).*

## C

- [!\[\]\(687b6c142f51ac6f390f8bd444e38d03\_img.jpg\) Flow-directed Closure Conversion for Typed Languages](#). Henry Cejtin, Suresh Jagannathan, and Stephen Weeks. ESOP 2000.  
*Describes MLton's closure-conversion algorithm, which translates from its simply-typed higher-order intermediate language to its simply-typed first-order intermediate language.*
- [!\[\]\(861b7aaa71df51b93037a486c3b17630\_img.jpg\) A Parallel, Real-Time Garbage Collector](#). Perry Cheng and Guy E. Blelloch. PLDI 2001.
- [!\[\]\(605f40b2c3d6e1d01a5766f59c82e1d4\_img.jpg\) QuickCheck: A Lightweight Tool for Random Testing of Haskell Programs](#). Koen Claessen and John Hughes. ICFP 2000.
- [!\[\]\(5f28278c0ebbde07efa8ee7d80530cb7\_img.jpg\) Proper Tail Recursion and Space Efficiency](#). William D. Clinger. PLDI 1998.
- [!\[\]\(c982d49bb610fbb6c7f10026c3033e9e\_img.jpg\) Adding Threads to Standard ML](#). Eric C. Cooper and J. Gregory Morrisett. CMU Technical Report CMU-CS-90-186, 1990.
- [!\[\]\(ad734bd1cbdd22a20e20a47a0c506662\_img.jpg\) Stream Fusion: From Lists to Streams to Nothing at All](#). Duncan Coutts, Roman Leshchinskiy, and Don Stewart. Submitted for publication. April 2007.

## D

- [!\[\]\(448bd415caa8b52d2aeb4d58499267b2\_img.jpg\) Principal Type-Schemes for Functional Programs](#). Luis Damas and Robin Milner. POPL 1982.
- [!\[\]\(23be4c52910c50d5908bb101588c4f4e\_img.jpg\) Functional Unparsing](#). Olivier Danvy. BRICS Technical Report RS 98-12, 1998.
- [!\[\]\(5dc449795a3a9c8d29c257423584cf78\_img.jpg\) Enhancements to eXene](#). Dustin B. Deboer. Master of Science Thesis, 2005.  
*Describes ways to improve widget concurrency, handling of input focus, X resources and selections.*
- [!\[\]\(4b7fb8a3e9c3712ee79f95e386b5ecd4\_img.jpg\) A Concurrent, Generational Garbage Collector for a Multithreaded Implementation of ML](#). Damien Doligez and Xavier Leroy. POPL 1993.
- [!\[\]\(348b5f08c0a9aee916460ca5f8ad2999\_img.jpg\) Modular Type Classes](#). Derek Dreyer, Robert Harper, Manuel M.T. Chakravarty. University of Chicago Technical Report TR-2007-02, 2006.
- [!\[\]\(5b1a514e7f27fbd3f661e6a3500c4f68\_img.jpg\) Principal Type Schemes for Modular Programs](#). Derek Dreyer and Matthias Blume. ESOP 2007.
- [!\[\]\(2baf952763ad8c6fd37e6395b59f0aca\_img.jpg\) Extensional Polymorphism](#). Catherin Dubois, Francois Rouaix, and Pierre Weis. POPL 1995.

*An extension of ML that allows the definition of ad-hoc polymorphic functions by inspecting the type of their argument.*

## E

- [!\[\]\(0f48f43ebd21f231a458c96216dbf4d1\_img.jpg\) Garbage Collection Safety for Region-based Memory Management](#). Martin Elsman. TLDI 2003.
- [!\[\]\(ba0878532603d6e0b20c60ffb7475d12\_img.jpg\) Type-Specialized Serialization with Sharing](#) Martin Elsman. University of Copenhagen. IT University Technical Report TR-2004-43, 2004.

## F

- [!\[\]\(4decd7f4d36b8b21e9f05326cc7983ef\_img.jpg\) The Little MLer](#) ([!\[\]\(c3e0af516d5b5e8e8267fd350d6c692b\_img.jpg\) addall](#)). ISBN 026256114X. Matthias Felleisen and Dan Friedman. The MIT Press, 1998.
- [!\[\]\(ad3940efc458c16a00757f90b2b0f20a\_img.jpg\) Kill-Safe Synchronization Abstractions](#). Matthew Flatt and Robert Bruce Findler. PLDI 2004.
- [!\[\]\(b5a44eef4a0a9f0e098bf66a2a8700b9\_img.jpg\) Contification Using Dominators](#). Matthew Fluet and Stephen Weeks. ICFP 2001.  
*Describes contification, a generalization of tail-recursion elimination that is an optimization operating on MLton's static single assignment (SSA) intermediate language.*
- [!\[\]\(979d317b7db29fcb841e4b44249ce5d0\_img.jpg\) Phantom Types and Subtyping](#). Matthew Fluet and Riccardo Pucella. TCS 2002.
- [!\[\]\(b4faaf12b20b3e642185d5f1bcd6a63f\_img.jpg\) Generic Polymorphism in ML](#). J. Furuse. JFLA 2001.



*The formalism behind G'CAML, which has an approach to ad-hoc polymorphism based on [Dubois95](#), the differences being in how type checking works and an improved compilation approach for typecase that does the matching at compile time, not run time.*

## G

- [A Multi-Threaded Higher-order User Interface Toolkit](#). Emden R. Gansner and John H. Reppy. User Interface Software, 1993.
- [The Standard ML Basis Library](#). ([Baddall](#)) ISBN 0521794781. Emden R. Gansner and John H. Reppy. Cambridge University Press, 2004.  
*An introduction and overview of the [Basis Library](#), followed by a detailed description of each module. The module descriptions are also available [online](#).*
- [Region-based Memory Management in Cyclone](#). Dan Grossman, Greg Morrisett, Trevor Jim, Michael Hicks, Yanling Wang, and James Cheney. [PLDI](#) 2002.

## H

- [Combining Region Inference and Garbage Collection](#). Niels Hallenberg, Martin Elsmann, and Mads Tofte. [PLDI](#) 2002.
- [Introduction to Programming Using SML](#) ([Baddall](#)). ISBN 0201398206. Michael R. Hansen, Hans Rischel. Addison-Wesley, 1999.
- [Typing First-Class Continuations in ML](#). Robert Harper, Bruce F. Duba, and David MacQueen. [JFP](#) 1993.
- [On the Type Structure of Standard ML](#). Robert Harper and John C. Mitchell. [TOPLAS](#) 1992.
- [On the Practicality and Desirability of Highly-concurrent, Mostly-functional Programming](#). Carl H. Hauser and David B. Benson. [ACSD](#) 2004.  
*Describes the use of [Concurrent ML](#) in implementing the *Ped* text editor. Argues that using large numbers of threads and message passing style are a practical and effective ways of modularizing a program.*
- [A Functional Description of TeX's Formula Layout](#). Reinhold Heckmann and Reinhard Wilhelm. [JFP](#) 1997.
- [Safe and Flexible Memory Management in Cyclone](#). Mike Hicks, Greg Morrisett, Dan Grossman, and Trevor Jim. University of Maryland Technical Report CS-TR-4514, 2003.
- [Compiling HOL4 to Native Code](#). Joe Hurd. [TPHOLs](#) 2004.

*Describes a port of HOL from Moscow ML to MLton, the difficulties encountered in compiling large programs, and the speedups achieved (roughly 10x).*

## I

## J

- [Garbage Collection: Algorithms for Automatic Memory Management](#) ([Baddall](#)). ISBN 0471941484. Richard Jones. John Wiley & Sons, 1999.

## K

- [Mistakes and Ambiguities in the Definition of Standard ML](#). Stefan Kahrs. University of Edinburgh Technical Report ECS-LFCS-93-257, 1993.

There are also the [Addenda](#) published in 1996.

*Describes a number of problems with the 1990 Definition, many of which were fixed in the 1997 Definition.*

- [Pickler Combinators](#). Andrew Kennedy. JFP 2004.
- [sml2java: A Source To Source Translator](#). Justin Koser, Haakon Larsen, Jeffrey A. Vaughan. DPCOOL 2003.

## L

- [Faster Algorithms for Finding Minimal Consistent DFAs](#). Kevin Lang. 1999.
- [mGTK: An SML binding of Gtk+](#). Ken Larsen and Henning Niss. USENIX Annual Technical Conference, 2004.
- [The ZINC Experiment: an Economical Implementation of the ML Language](#). Xavier Leroy. Technical report 117, INRIA, 1990.  
*A detailed explanation of the design and implementation of a bytecode compiler and interpreter for ML with a machine model aimed at efficient implementation.*
- [Polymorphism by Name for References and Continuations](#). Xavier Leroy. POPL 1993.
- [MLRISC Annotations](#). Allen Leung and Lal George. 1998.





## M

- [Asynchronous Exceptions in Haskell](#). Simon Marlow, Simon Peyton Jones, Andy Moran and John Reppy. PLDI 2001.  
*An asynchronous exception is a signal that one thread can send to another, and is useful for the receiving thread to treat as an exception so that it can clean up locks or other state relevant to its current context.*  
There are a couple of earlier versions of this paper floating around, from August and November 2000. Make sure and get the official version from May 2001 (linked above).
- [An Ideal Model for Recursive Polymorphic Types](#). David MacQueen, Gordon Plotkin, Ravi Sethi. POPL 1984.
- [A Distributed Concurrent Implementation of Standard ML](#). David Matthews. University of Edinburgh Technical Report ECS-LFCS-91-174, 1991.
- [Papers on Poly/ML](#). David C. J. Matthews. University of Edinburgh Technical Report ECS-LFCS-95-335, 1995.
- [That About Wraps it Up: Using FIX to Handle Errors Without Exceptions, and Other Programming Tricks](#). Bruce J. McAdam. University of Edinburgh Technical Report ECS-LFCS-97-375, 1997.
- [A Just-In-Time Backend for Moscow ML 2.00 in SML](#). Bjarke Meier, Kristian N  rgaard. Masters Thesis, 2003.  
*A just-in-time compiler using GNU Lightning, showing a speedup of up to four times over Moscow ML's usual bytecode interpreter.*  
The full report is only available in Danish.
- A Theory of Type Polymorphism in Programming. Robin Milner. Journal of Computer and System Sciences, 1978.
- [How ML Evolved](#). Robin Milner. Polymorphism--The ML/LCF/Hope Newsletter, 1983.
- [Commentary on Standard ML](#) ([online pdf](#)). ([Addall](#)) ISBN 0262631327. Robin Milner and Mads Tofte. The MIT Press, 1990.  
*Introduces and explains the notation and approach used in The Definition of Standard ML.*
- [The Definition of Standard ML](#). ([Addall](#)) ISBN 0262631326. Robin Milner, Mads Tofte, and Robert Harper. The MIT Press, 1990.

*Superseded by The Definition of Standard ML (Revised). Accompanied by the Commentary on Standard ML.*

-  The Definition of Standard ML (Revised). ( addall) ISBN 0262631814. Robin Milner, Mads Tofte, Robert Harper, and David MacQueen. The MIT Press, 1997.  
*A terse and formal specification of Standard ML's syntax and semantics. Supersedes an older version.*
-  Principles and a Preliminary Design for ML2000. The ML2000 working group, 1999.
-  Automatic Code Generation from Coloured Petri Nets for an Access Control System. Kjeld H. Mortensen. Workshop on Practical Use of Coloured Petri Nets and Design/CPN, 1999.
-  Procs and Locks: a Portable Multiprocessing Platform for Standard ML of New Jersey. J. Gregory Morrisett and Andrew Tolmach. PPoPP 1993.
-  ML Grid Programming with ConCert. Tom Murphy VII. ML 2006.





## N

-  fxp - Processing Structured Documents in SML. Andreas Neumann. Scottish Functional Programming Workshop, 1999.  
*Describes  fxp, an XML parser implemented in Standard ML.*
-  Parsing and Querying XML Documents in SML. Andreas Neumann. Doctoral Thesis, 1999.
-  Compiling ML Polymorphism with Explicit Layout Bitmap. Huu-Duc Nguyen and Atsushi Ohori. PPDP 2006.

## O

-  Purely Functional Data Structures. ISBN 0521663504. Chris Okasaki. Cambridge University Press, 1999.
-  A Simple Semantics for ML Polymorphism. Atsushi Ohori. FPCA 1989.
-  A Polymorphic Record Calculus and Its Compilation. Atsushi Ohori. TOPLAS 1995.
-  An Unboxed Operational Semantics for ML Polymorphism. Atsushi Ohori and Tomonobu Takamizawa. LASC 1997.
-  Type-Directed Specialization of Polymorphism. Atsushi Ohori. IC 1999.

## P

-  ML For the Working Programmer ( addall) ISBN 052156543X. Larry C. Paulson. Cambridge University Press, 1996.
-  The HiPE/x86 Erlang Compiler: System Description and Performance Evaluation. Mikael Pettersson, Konstantinos Sagonas, and Erik Johansson. FLOPS 2002.  
*Describes a native x86 Erlang compiler and a comparison of many different native x86 compilers (including MLton) and their register usage and call stack implementations.*
-  Reactive Programming in Standard ML. Riccardo R. Pucella. 1998. ICCL 1998.

## Q

## R

-  Concurrent Programming in ML. Norman Ramsey. Princeton University Technical Report CS-TR-262-90, 1990.
-  Embedding an Interpreted Language Using Higher-Order Functions and Types. Norman Ramsey. IVME 2003.

- [!\[\]\(13b6bdd0ca077c333d50231f1443cb1d\_img.jpg\) An Expressive Language of Signatures](#). Norman Ramsey, Kathleen Fisher, and Paul Govereau. ICFP 2005.
- [!\[\]\(5dbedd4e1e8871e3a0e67053ad2f9701\_img.jpg\) Widening Integer Arithmetic](#). Kevin Redwine and Norman Ramsey. CC 2004.  
*Describes a method to implement numeric types and operations (like `Int31` or `Word17`) for sizes smaller than that provided by the processor.*
- Synchronous Operations as First-Class Values. John Reppy. PLDI 1988.
- [!\[\]\(d4749465acb9b53e115af1f9ce82539c\_img.jpg\) Concurrent Programming in ML](#) ([!\[\]\(3e3001313d495ec87b5a6a5de6205728\_img.jpg\) haddall](#)). ISBN 0521480892. John Reppy. Cambridge University Press, 1999.  
*Covers ConcurrentML.*
- [!\[\]\(e26df985e6d3e053d2593dc7b93b41cf\_img.jpg\) Definitional Interpreters Revisited](#). John C. Reynolds. HOSC 1998.
- [!\[\]\(2d8989e35a5d1c61f2b9b0307dee0da4\_img.jpg\) Definitional Interpreters for Higher-Order Programming Languages](#) John C. Reynolds. HOSC 1998.
- [!\[\]\(10225a66c9f99322b84a7fc32767a3b8\_img.jpg\) Defects in the Revised Definition of Standard ML](#). Andreas Rossberg. 2001.

## S

- [!\[\]\(cdf2842d82858164c68c92720a337fb9\_img.jpg\) Dual-Mode Garbage Collection](#). Patrick M. Sansom. Workshop on the Parallel Implementation of Functional Languages, 1991.
- [!\[\]\(3973dad7f2f3eafb2c144deb79d5c822\_img.jpg\) When Do Match-Compilation Heuristics Matter](#). Kevin Scott and Norman Ramsey. University of Virginia Technical Report CS-2000-13, 2000.  
*Modified SML/NJ to experimentally compare a number of match-compilation heuristics and showed that choice of heuristic usually does not significantly affect code size or run time.*
- [!\[\]\(78688513da7a924039ac16e546d7bf8b\_img.jpg\) ML Pattern Match Compilation and Partial Evaluation](#). Peter Sestoft. Partial Evaluation, 1996.  
*Describes the derivation of the match compiler used in Moscow ML.*
- [!\[\]\(508a1136d49b79584e89f03b586dfa9e\_img.jpg\) Space-Efficient Closure Representations](#). Zhong Shao and Andrew W. Appel. LFP 2006.
- [!\[\]\(857a1917d2813fe7f9df1c2d3a9286e1\_img.jpg\) Unix System Programming with Standard ML](#). Anthony L. Shipman. 2002.  
*Includes a description of the Swerve HTTP server written in SML.*
- [!\[\]\(6c12030baa33d7760a5e4c7c9e008d93\_img.jpg\) Calcul Statique des Applications de Modules Parametres](#). Julien Signoles. JFLA 2003.  
*Describes a defunctorizer for OCaml, and compares it to existing defunctorizers, including MLton.*
- [!\[\]\(38d8e1eba6db628aa66110ffbf829043\_img.jpg\) Incremental Execution of Transformation Specifications](#). Ganesh Sittampalam, Oege de Moor, and Ken Friis Larsen. POPL 2004.  
*Mentions a port from Moscow ML to MLton of [!\[\]\(218e1e0e988e6212fb15a7e877b1fe78\_img.jpg\) MuDDY](#), an SML wrapper around the [!\[\]\(ca02584175f739a3a9985870e9ca2397\_img.jpg\) BuDDY](#) BDD package.*
- [!\[\]\(f9450d1fb518b92488b39a94c400d077\_img.jpg\) A Separate Compilation Extension to Standard ML](#). David Swasey, Tom Murphy VII, Karl Crary and Robert Harper. ML 2006.

## T

- [!\[\]\(7a8011739ec4e250e2f89a547d75fb0a\_img.jpg\) No Assembly Required: Compiling Standard ML to C](#). David Tarditi, Peter Lee, and Anurag Acharya. 1990.
- [!\[\]\(07dce76283bf618e2364d95ae0021e26\_img.jpg\) Object-oriented programming and Standard ML](#). Lars Thorup and Mads Tofte. ML, 1994.
- Type Inference for Polymorphic References. Mads Tofte. IC 1990.
- [!\[\]\(44ee86b940d3a0ca166486da8985875e\_img.jpg\) A Debugger for Standard ML](#). Andrew Tolmach and Andrew W. Appel. JFP 1995.
- [!\[\]\(2262b99b3a4953f9b3dfd64b89c00d2e\_img.jpg\) Combining Closure Conversion with Closure Analysis using Algebraic Types](#). Andrew Tolmach. TIC 1997.  
*Describes a closure-conversion algorithm for a monomorphic IL. The algorithm uses a unification-based flow analysis followed by defunctionalization and is similar to the approach used in MLton CejtinEtAl00.*
- [!\[\]\(72fd141c2b650e3974b4ac376f402874\_img.jpg\) From ML to Ada: Strongly-typed Language Interoperability via Source Translation](#). Andrew Tolmach and Dino Oliva. JFP 1998.

*Describes a compiler for RML, a core SML-like language. The compiler is similar in structure to MLton, using monomorphisation, defunctionalization, and optimization on a first-order IL.*

## U

- [!\[\]\(ce77bba2916ff045bdb9f4584b191293\_img.jpg\) Elements of ML Programming](#) ([Laddall](#)). ISBN 0137903871. Jeffrey D. Ullman. Prentice-Hall, 1998.

## V

## W

- [!\[\]\(223f1a84e0bc2cacb9c165f716817dcc\_img.jpg\) A Types-as-Sets Semantics for Milner-Style Polymorphism](#). Mitchell Wand. [POPL](#) 1984.
- [!\[\]\(c437123967ec19fa50ef7951237304ba\_img.jpg\) Managing Memory with Types](#). Daniel C. Wang. PhD Thesis.  
*Chapter 6 describes an implementation of a type-preserving garbage collector for MLton.*
- [!\[\]\(5325e9c836a444f145b8307dfcd1cfab\_img.jpg\) Type-Preserving Garbage Collectors](#). Daniel C. Wang and Andrew W. Appel. [POPL](#) 2001.  
*Shows how to modify MLton to generate a strongly typed garbage collector as part of a program.*
- [!\[\]\(9f5d0764377e51ece5908130fb65996e\_img.jpg\) Programming With Recursion Schemes](#). Daniel C. Wang and Tom Murphy VII.  
*Describes a programming technique for data abstraction, along with benchmarks of MLton and other SML compilers.*
- [!\[\]\(8159f91629c88c355cf8b4f4c9ab7085\_img.jpg\) Recursion Schemes as Abstract Interfaces](#). Daniel C. Wang and Tom Murphy. [JFP](#).
- [!\[\]\(93a937c38232525cdd9fbb803af5ab74\_img.jpg\) Whole-Program Compilation in MLton](#). Stephen Weeks. [ML](#) 2006.
- [!\[\]\(bce57f3ec3a0b973ac747c3b824eea09\_img.jpg\) Simple Imperative Polymorphism](#). Andrew Wright. [LASC](#), 8(4):343-355, 1995.

*The origin of the [ValueRestriction](#).*

## X

## Y

- [!\[\]\(c44db1e92ba1244b2894d325c806ff8a\_img.jpg\) Encoding Types in ML-like Languages](#). Zhe Yang. [ICFP](#) 1998.

## Z

- [!\[\]\(11a0966cbb90b5c1d6ebfc666ec75f78\_img.jpg\) Stabilizers: A Modular Checkpointing Abstraction for Concurrent Functional Programs](#). Lukasz Ziarek, Philip Schatz, and Suresh Jagannathan. [ICFP](#) 2006.

## Abbreviations

- ACSD = International Conference on Application of Concurrency to System Design
- BABEL = Workshop on multi-language infrastructure and interoperability
- CC = International Conference on Compiler Construction
- DPCOOL = Workshop on Declarative Programming in the Context of OO Languages
- ESOP = European Symposium on Programming
- FLOPS = Symposium on Functional and Logic Programming
- FPCA = Conference on Functional Programming Languages and Computer Architecture
- HOSC = Higher-Order and Symbolic Computation
- IC = Information and Computation

- ICCL = IEEE International Conference on Computer Languages
  - ICFP = International Conference on Functional Programming
  - IFL = International Workshop on Implementation and Application of Functional Languages
  - IVME = Workshop on Interpreters, Virtual Machines and Emulators
  - JFLA = Journées Francophones des Langues Applicatifs
  - JFP = Journal of Functional Programming
  - LASC = Lisp and Symbolic Computation
  - LFP = Lisp and Functional Programming
  - ML = Workshop on ML
  - PLDI = Conference on Programming Language Design and Implementation
  - POPL = Symposium on Principles of Programming Languages
  - PPDP = International Conference on Principles and Practice of Declarative Programming
  - PPOPP = Principles and Practice of Parallel Programming
  - TCS = IFIP International Conference on Theoretical Computer Science
  - TIC = Types in Compilation
  - TLDI = Workshop on Types in Language Design and Implementation
  - TOPLAS = Transactions on Programming Languages and Systems
  - TPHOLs = International Conference on Theorem Proving in Higher Order Logics
- 

Last edited on 2007-08-23 00:55:54 by [MatthewFluet](#).

## Regions

In region-based memory management, the heap is divided into a collection of regions into which objects are allocated. At compile time, either in the source program or through automatic inference, allocation points are annotated with the region in which the allocation will occur. Typically, although not always, the regions are allocated and deallocated according to a stack discipline.

MLton does not use region-based memory management; it uses traditional GarbageCollection. We have considered integrating regions with MLton, but in our opinion it is far from clear that regions would provide MLton with improved performance, while they would certainly add a lot of complexity to the compiler and complicate reasoning about and achieving SpaceSafety. Region-based memory management and garbage collection have different strengths and weaknesses; it's pretty easy to come up with programs that do significantly better under regions than under GC, and vice versa. We believe that it is the case that common SML idioms tend to work better under GC than under regions.

One common argument for regions is that the region operations can all be done in (approximately) constant time; therefore, you eliminate GC pause times, leading to a real-time GC. However, because of space safety concerns (see below), we believe that region-based memory management for SML must also include a traditional garbage collector. Hence, to achieve real-time memory management for MLton/SML, we believe that it would be both easier and more efficient to implement a traditional real-time garbage collector than it would be to implement a region system.

## Regions, the ML Kit, and space safety

The ML Kit pioneered the use of regions for compiling Standard ML. The ML Kit maintains a stack of regions at run time. At compile time, it uses region inference to decide when data can be allocated in a stack-like manner, assigning it to an appropriate region. The ML Kit has put a lot of effort into improving the supporting analyses and representations of regions, which are all necessary to improve the performance.

Unfortunately, under a pure stack-based region system, space leaks are inevitable in theory, and costly in practice. Data for which region inference can not determine the lifetime is moved into the *global region* whose lifetime is the entire program. There are two ways in which region inference will place an object to the global region.

- When the inference is too conservative, that is, when the data is used in a stack-like manner but the region inference can't figure it out.
- When data is not used in a stack-like manner. In this case, correctness requires region inference to place the object

This global region is a source of space leaks. No matter what region system you use, there are some programs such that the global region must exist, and its size will grow to an unbounded multiple of the live data size. For these programs one must have a GC to achieve space safety.


To solve this problem, the ML Kit has undergone work to combine garbage collection with region-based memory management. HallenbergEtAl02 and Elsman03 describe the addition of a garbage collector to the ML Kit's region-based system. These papers provide convincing evidence for space leaks in the global region. They show a number of benchmarks where the memory usage of the program running with just regions is a large multiple (2, 10, 50, even 150) of the program running with regions plus GC.

These papers also give some numbers to show the ML Kit with just regions does better than either a system with just GC or a combined system. Unfortunately, a pure region system isn't practical because of the lack of space safety. And the other performance numbers are not so convincing, because they compare to an old version of SML/NJ and not at all with MLton. It would be interesting to see a comparison with a more serious collector.

## Regions, Garbage Collection, and Cyclone

One possibility is to take Cyclone's approach, and provide both region-based memory management and garbage collection, but at the programmer's option ([GrossmanEtAl02](#), [HicksEtAl03](#)).

One might ask whether we might do the same thing -- i.e., provide a `MLton.Regions` structure with explicit region based memory management operations, so that the programmer could use them when appropriate. [MatthewFluet](#) has thought about this question

 <http://www.cs.cornell.edu/People/fluet/rgn-monad/index.html>

Unfortunately, his conclusion is that the SML type system is too weak to support this option, although there might be a "poor-man's" version with dynamic checks.

---

Last edited on 2005-09-06 23:20:00 by [MatthewFluet](#).




# Release20041109

This is an archived public release of MLton, version 20041109.

## Changes since the last public release

- New platforms:
  - ◆ x86: FreeBSD 5.x, OpenBSD
  - ◆ PowerPC: Darwin (MacOSX)
- Support for the ML Basis system, a new mechanism supporting programming in the very large, separate delivery of library sources, and more.
- Support for dynamic libraries.
- Support for ConcurrentML (CML).
- New structures: `Int2`, `Int3`, ..., `Int31` and `Word2`, `Word3`, ..., `Word31`.
- Front-end bug fixes and improvements.
- A new form of profiling with `-profile count`, which can be used to test code coverage.
- A bytecode generator, available via `-codegen bytecode`.
- Representation improvements:
  - ◆ Tuples and datatypes are packed to decrease space usage.
  - ◆ Ref cells may be unboxed into their containing object.
  - ◆ Arrays of tuples may represent the tuples unboxed.

For a complete list of changes and bug fixes since 20040227, see the  [changelog](#).

## Also see

- [Bugs20041109](#)

---

Last edited on 2007-08-24 20:25:55 by [MatthewFluet](#).

# Release20051202

This is an archived public release of MLton, version 20051202.

## Changes since the last public release

- The [MLton license](#) is now BSD-style instead of the GPL.
- New platforms: [X86/MinGW](#) and [HPPA/Linux](#).
- Improved and expanded documentation, based on the MLton wiki.
- Compiler.
  - ◆ improved exception history.
  - ◆ Command-line switches.
    - ◇ Added: `-as-opt`, `-mlb-path-map`, `-target-as-opt`, `-target-cc-opt`.
    - ◇ Removed: `-native`, `-sequence-unit`, `-warn-match`, `-warn-unused`.
- Language.
  - ◆ [FFI](#) syntax changes and extensions.
    - ◇ Added: `_symbol`.
    - ◇ Changed: `_export`, `_import`.
    - ◇ Removed: `_ffi`.
  - ◆ ML Basis annotations.
    - ◇ Added: `allowFFI`, `nonexhaustiveExnMatch`, `nonexhaustiveMatch`, `redundantMatch`, `sequenceNonUnit`.
    - ◇ Deprecated: `allowExport`, `allowImport`, `sequenceUnit`, `warnMatch`.
- Libraries.
  - o Basis Library.
    - ◇ Added: `Int1`, `Word1`.
  - o MLton structure.
    - ◇ Added: `Process.create`, `ProcEnv.setgroups`, `Rusage.measureGC`, `Socket.fdToSock`, `Socket.Ctl.getError`.
    - ◇ Changed: `MLton.Platform.Arch`.
  - o Other libraries.
    - ◇ Added: [ckit](#), [ML-NLFFI library](#), [SML/NJ library](#).
- Tools.
  - ◆ Updates of `mlex` and `mlyacc` from SML/NJ.
  - ◆ Added [mnlffigen](#).
  - ◆ [Profiling](#) supports better inclusion/exclusion of code.

For a complete list of changes and bug fixes since [Release20041109](#), see the [changelog](#) and [Bugs20041109](#).

## 20051202 binary packages

- x86
  - ◆ [Cygwin 1.5.18-1](#)
  - ◆ [FreeBSD 5.4](#)
  - ◆ Linux
    - ◇ [Debian sid](#)
    - ◇ [Debian stable \(Sarge\)](#)
    - ◇ [RedHat 7.1-9.3 FC1-FC4](#)
    - ◇ [tgz](#) for other distributions (glibc 2.3)

- ♦  [MinGW](#)
- ♦  [NetBSD 2.0.2](#)
- ♦  [OpenBSD 3.7](#)
- PowerPC
  - ♦  [Darwin 7.9.0 \(Mac OS X\)](#)
- Sparc
  - ♦  [Solaris 8](#)

## 20051202 source packages

-  [source.tgz](#)
- Debian  [dsc](#),  [diff.gz](#),  [orig.tar.gz](#)
- RedHat  [source.rpm](#)

## Packages available at other sites

-  [Debian](#)
-  [FreeBSD](#)
- Fedora Core  [4](#)  [5](#)
-  [Ubuntu](#)

## Also see

- [Bugs20051202](#)
-  [MLton Guide \(20051202\)](#). A snapshot of the MLton wiki at the time of release.


---

Last edited on 2007-08-26 19:56:57 by [MatthewFluet](#).

# Release20070826

Here you can download the latest public release of MLton, version 20070826. Elsewhere you can download newer,  [Experimental](#) releases.

## Changes since the last public release

- New platforms:
  - ◆ [AMD64/Linux](#), [AMD64/FreeBSD](#)
  - ◆ [HPPA/HPUX](#)
  - ◆ [PowerPC/AIX](#)
  - ◆ [X86/Darwin \(Mac OS X\)](#)
- Compiler.
  - ◆ Support for 64-bit platforms.
    - ◇ Native amd64 codegen.
  - ◆ [Compile-time options](#).
    - ◇ Added: `-codegen amd64, -codegen x86, -default-type type, -profile-val {false|true}`.
    - ◇ Changed: `-stop f` (file listing now includes .mlb files).
  - ◆ Bytecode codegen.
    - ◇ Support for exception history.
    - ◇ Support for profiling.
- Language.
  - ◆ [ML Basis annotations](#).
    - ◇ Removed: `allowExport, allowImport, sequenceUnit, warnMatch`.
- Libraries.
  - ◆ [Basis Library](#).
    - ◇ Added: `PackWord16Big, PackWord16Little, PackWord64Big, PackWord64Little`.
    - ◇ Bug Fixes: see  [changelog](#).
  - ◆ [MLton structure](#).
    - ◇ Added: `MLTON_MONO_ARRAY, MLTON_MONO_VECTOR, MLTON_REAL, MLton.BinIO.tempPrefix, MLton.CharArray, MLton.CharVector, MLton.Exn.defaultTopLevelHandler, MLton.Exn.getTopLevelHandler, MLton.Exn.setTopLevelHandler, MLton.IntInf.BigWord, MLton.IntInf.SmallInt, MLton.LargeReal, MLton.LargeWord, MLton.Real, MLton.Real32, MLton.Real64, MLton.Rlimit.Rlim, MLton.TextIO.tempPrefix, MLton.Vector.create, MLton.Word.bswap, MLton.Word8.bswap, MLton.Word16, MLton.Word32, MLton.Word64, MLton.Word8Array, MLton.Word8Vector`.
    - ◇ Changed: `MLton.Array.unfoldi, MLton.IntInf.rep, MLton.Rlimit, MLton.Vector.unfoldi`.
    - ◇ Deprecated: `MLton.Socket`.
  - ◆ Other libraries.
    - ◇ Added: [MLRISC library](#).
    - ◇ Updated: [ckit library](#), [SML/NJ library](#).
- Tools.

For a complete list of changes and bug fixes since [Release20051202](#), see the  [changelog](#) and [Bugs20051202](#).

## 20070826 binary packages

## 20070826 source packages

## Packages available at other sites

-  [Debian](#)
-  [FreeBSD](#)
-  [Fedora](#)
-  [Ubuntu](#)

## Also see

- [Bugs20070826](#)
-  [MLton Guide \(20070826\)](#). A snapshot of the MLton wiki at the time of release.

---

Last edited on 2007-08-26 20:57:03 by [MatthewFluet](#).

# ReleaseChecklist


## Advance preparation for release


- Catch up on `doc/changelog` documentation.
  - ◆ Write summary of changes from previous release.
- Update `doc/README` with relevant changes.
- Update `man/{mlton,mlprof}.1` with relevant changes and set dates.
- Wiki
  - ◆ Check OrphanedPages and WantedPages.
  - ◆ Features page should be synchronized with `doc/README`.
  - ◆ Catch up on Credits acknowledgements.
  - ◆ Create **ReleaseYYYYMM??** (i.e., forthcoming release) based on **ReleaseVVVLLCC** (i.e., previous release).
    - ◇ Update summary from `doc/changelog`.
    - ◇ Update attachment, SVN, and Wiki links to estimated release date.
    - ◇ Comment out lists and attachment links under YYYYMM?? binary packages and YYYYMM?? bsources.
    - ◇ Ensure page has `#acl All:`
  - ◆ Create **BugsYYYYMM??** based on **BugsVVVLLCC**.
    - ◇ Update SVN and Wiki links to estimated release date.
  - ◆ Spell check pages.

## Prepare Wiki for tagging

This ensures that the guide distributed with the release looks updated for the release.

- Rename **ReleaseYYYYMM??** to **ReleaseYYYYMMDD** with proper release date.
  - ◆ Update attachment, SVN, and Wiki links to proper release date.
- Rename **BugsYYYYMM??** to **BugsYYYYMMDD** with proper release date.
  - ◆ Update SVN and Wiki links to proper release date.
- Update **ReleaseVVVLLCC**.
  - ◆ Change intro to
 

```
"This is an archived public release of MLton, version VVVLLCC."
```
- Update  Download.
  - ◆ Change `Include(ReleaseVVVLLCC, "Release VVVLLCC")` to `Include(ReleaseYYYYMMDD, "Release YYYYMMDD")`.
- Update Home with note of new release.
  - ◆ Change `What's new?` text to
 

```
Please try out our new release, [:ReleaseYYYYMMDD:MLton YYYYMMDD].
```
- Clear  Experimental.

## Prepare sources for tagging

- Run `bin/grab-wiki` to update `doc/guide`.
  - ◆ Check that `doc/guide/20070826` has proper release date.
  - ◆ Make sure that **ReleaseYYYYMMDD** and **BugsYYYYMMDD** are added to the repository.
  - ◆ Make sure that **ReleaseYYYYMM??** and **BugsYYYYMM??** are removed from the repository (if they were added during the advanced preparation).

- ◆ Commit changes to doc/guide.
- Check that doc/changelog has proper date.

## Tag sources

- Shell commands:

```
svn copy -m "Tagging YYYYMMDD release" svn+ssh://mlton.org/svnroot/mlton/trunk svn+ssh://
```

## Packaging


### Source release

- Shell commands:

```
svn checkout svn+ssh://mlton.org/svnroot/mlton/tags/on-YYYYMMDD-release mlton-YYYYMMDD
cd mlton-YYYYMMDD
make clean clean-svn version VERSION=YYYYMMDD RELEASE=1
cd ..
tar -czpvf mlton-YYYYMMDD-1.src.tgz mlton-YYYYMMDD
```

- Update **ReleaseYYYYMMDD** with mlton-YYYYMMDD-1.src.tgz attachment.

### Binary releases

- Download source release (mlton-YYYYMMDD-1.src.tgz from  [Download](#)).
- Shell commands:

```
tar -xzipvf mlton-YYYYMMDD-1.src.tgz
cd mlton-YYYYMMDD
make
```

- If your platform doesn't have htmldoc, please build or get mlton-guide.pdf and copy to doc/guide.
- Shell commands:


```
make install
cd install
tar -czpvf ../mlton-YYYYMMDD-1.ARCH-OS.tgz *
```

- Update **ReleaseYYYYMMDD** with mlton-YYYYMMDD-1.ARCH-OS.tgz attachment.

### Package releases







- Debian: ???
- Red Hat: Fedora 8 will have MLton packaged soon after the release, at least for 32-bit arches. Fedora 7 and 6 will likely follow.

## Website

- basis gets a snapshot of  <http://standardml.org/Basis>.
- changelog gets a copy of doc/changelog.
- guide/YYYYMMDD gets a copy of doc/guide.
  - ◆ Need to run sed to replace 20070826 with YYYYMMDD.

◆ `copy guide/YYYYMMDD/Home to guide/YYYYMMDD/index.html.`

## Announce release

- Send mail to
  - ◆  [MLton@mlton.org](mailto:MLton@mlton.org)
  - ◆  [MLton-user@mlton.org](mailto:MLton-user@mlton.org)
  - ◆  [sml-list@cs.cmu.edu](mailto:sml-list@cs.cmu.edu) (aka  <news:comp.lang.ml>)
  - ◆  [lwn@lwn.net](mailto:lwn@lwn.net) (linux weekly news)
- Post to
  - ◆  <news:comp.lang.functional>
- Update [OtherSites](#) that have MLton pages.

## Misc.

- dupload Debian package.
- Generate new [Performance](#) numbers.

---

Last edited on 2007-08-26 20:56:07 by [MatthewFluet](#).



# RemoveUnused





RemoveUnused is an optimization pass for both the SSA and SSA2 IntermediateLanguages, invoked from SSASimplify and SSA2Simplify.

## Description

This pass aggressively removes unused:

- datatypes
- datatype constructors
- datatype constructor arguments
- functions
- function arguments
- function returns
- blocks
- block arguments
- statements (variable bindings)
- handlers from non-tail calls (mayRaise analysis)
- continuations from non-tail calls (mayReturn analysis)

## Implementation

 [remove-unused.sig](#)  [remove-unused.fun](#)  [remove-unused2.sig](#)  [remove-unused2.fun](#)

## Details and Notes

---

Last edited on 2006-11-02 17:51:34 by MatthewFluet.

# Restore

Restore is a rewrite pass for the [SSA](#) and [SSA2 IntermediateLanguages](#), invoked from [KnownCase](#) and [LocalRef](#).

## Description

This pass restores the SSA condition for a violating [SSA](#) or [SSA2](#) program; the program must satisfy:

Every path from the root to a use of a variable (excluding globals) passes through a def of that variable.

## Implementation

[restore.sig](#) [restore.fun](#)  
[restore2.sig](#) [restore2.fun](#)

## Details and Notes

Based primarily on Section 19.1 of [Modern Compiler Implementation in ML](#).

The main deviation is the calculation of liveness of the violating variables, which is used to predicate the insertion of phi arguments. This is due to the algorithm's bias towards imperative languages, for which it makes the assumption that all variables are defined in the start block and all variables are "used" at exit.

This is "optimized" for restoration of functions with small numbers of violating variables -- use bool vectors to represent sets of violating variables.

Also, we use a Promise.t to suspend part of the dominance frontier computation.

---

Last edited on 2006-11-02 17:34:12 by [MatthewFluet](#).

# ReturnStatement

Programmers coming from languages that have a `return` statement, such as C, Java, and Python, often ask how one can translate functions that return early into SML. This page briefly describes a number of ways to translate uses of `return` to SML.

## Conditional iterator function

A conditional iterator function, such as `find`, `exists`, or `all` is probably what you want in most cases. Unfortunately, it might be the case that the particular conditional iteration pattern that you want isn't provided for your data structure. Usually the best alternative in such a case is to implement the desired iteration pattern as a higher-order function. For example, to implement a `find` function for arrays (which already `exists`) one could write

```
fun find predicate array = let
 fun loop i =
 if i = Array.length array then
 NONE
 else if predicate (Array.sub (array, i)) then
 SOME (Array.sub (array, i))
 else
 loop (i+1)
in
 loop 0
end
```

Of course, this technique, while probably the most common case in practice, applies only if you are essentially iterating over some data structure.

## Escape handler

Probably the most direct way to translate code using `return` statements is to basically implement `return` using exception handling. The mechanism can be packaged into a reusable module with the signature (`exit.sig`):

```
(**
 * Signature for exit (or escape) handlers.
 *
 * Note that the implementation necessarily uses exception handling. This
 * is to make proper resource handling possible. Exceptions raised by the
 * implementation can be caught by wildcard exception handlers. Wildcard
 * exception handlers should generally reraise exceptions after performing
 * their effects.
 *)
signature EXIT = sig
 type 'a t
 (** The type of exits. *)

 val within : ('a t -> 'a) -> 'a
 (**
 * Sets up an exit and passes it to the given function. The function
 * may then return normally or by calling {to} with the exit and a
 * return value. For example,
 *
 *)
```

```

*> Exit.within
*> (fn l =>
*> if condition then
*> Exit.to l 1
*> else
*> 2)
*
* evaluates either to {1} or to {2} depending on the {condition}.
*
* Note that the function receiving the exit is called from a non-tail
* position.
*)

val to : 'a t -> 'a -> 'b
(**
* {to l v} returns from the {within} invocation that introduced the
* exit {l} with the value {v}. Evaluating {to l v} outside of the
* {within} invocation that introduced {l} is a programming error and
* raises an exception.
*
* Note that the type variable {'b} only appears as the return type.
* This means that {to} doesn't return normally to the caller and can
* be called from a context of any type.
*)

val call : (('a -> 'b) -> 'a) -> 'a
(**
* Simpler, but less flexibly typed, interface to {within} and {to}.
* Specifically, {call f} is equivalent to {within (f o to)}.
*)

end

```

([Typing First-Class Continuations in ML](#) discusses the typing of a related construct.) The implementation ([Exit.sml](#)) is straightforward:

```

structure Exit :> EXIT = struct
 type 'a t = 'a -> exn

 fun within block = let
 exception EscapedExit of 'a
 in
 block EscapedExit
 handle EscapedExit value => value
 end

 fun to exit value = raise exit value

 fun call block = within (block o to)
end

```

Here is an example of how one could implement a find function given an app function:

```

fun appToFind (app : ('a -> unit) -> 'b -> unit)
 (predicate : 'a -> bool)
 (data : 'b) =
 Exit.call
 (fn return =>
 (app (fn x =>
 if predicate x then
 return (SOME x)

```

```

 else
 ()
 data
 ; NONE))

```

In the above, as soon as the expression `predicate x` evaluates to `true` the `app` invocation is terminated.

## Continuation-passing Style (CPS)

A general way to implement complex control patterns is to use [CPS](#). In CPS, instead of returning normally, functions invoke a function passed as an argument. In general, multiple continuation functions may be passed as arguments and the ordinary return continuation may also be used. As an example, here is a function that finds the leftmost element of a binary tree satisfying a given predicate:

```

datatype 'a tree = LEAF | BRANCH of 'a tree * 'a * 'a tree

fun find predicate = let
 fun recurse continue =
 fn LEAF =>
 continue ()
 | BRANCH (lhs, elem, rhs) =>
 recurse
 (fn () =>
 if predicate elem then
 SOME elem
 else
 recurse continue rhs)
 lhs
 in
 recurse (fn () => NONE)
 end
end

```

Note that the above function returns as soon as the leftmost element satisfying the predicate is found.

---

Last edited on 2007-03-06 06:55:52 by [VesaKarvonen](#).

# RunTimeOptions

Executables produced by MLton take command line arguments that control the runtime system. These arguments are optional, and occur before the executable's usual arguments. To use these options, the first argument to the executable must be @MLton. The optional arguments then follow, must be terminated by `--`, and are followed by any arguments to the program. The optional arguments are *not* made available to the SML program via `CommandLine.arguments`. For example, a valid call to `hello-world` is:

```
hello-world @MLton gc-summary fixed-heap 10k -- a b c
```

In the above example, `CommandLine.arguments () = ["a", "b", "c"]`.

It is allowed to have a sequence of @MLton arguments, as in:

```
hello-world @MLton gc-summary -- @MLton fixed-heap 10k -- a b c
```

Run-time options can also control MLton, as in

```
mlton @MLton fixed-heap 0.5g -- foo.sml
```

## Options

- `fixed-heap x{k|K|m|M|g|G}`  
Use a fixed size heap of size  $x$ , where  $x$  is a real number and the trailing letter indicates its units.  

|        |               |
|--------|---------------|
| k or K | 1024          |
| m or M | 1,048,576     |
| g or G | 1,073,741,824 |

 A value of 0 means to use almost all the RAM present on the machine.  
  
 The heap size used by `fixed-heap` includes all memory allocated by SML code, including memory for the stack (or stacks, if there are multiple threads). It does not, however, include any memory used for code itself or memory used by C globals, the C stack, or `malloc`.
- `gc-messages`  
Print a message at the start and end of every garbage collection.
- `gc-summary`  
Print a summary of garbage collection statistics upon program termination.
- `load-world world`  
Restart the computation with the file specified by *world*, which must have been created by a call to `MLton.World.save` by the same executable. See [MLtonWorld](#).
- `max-heap x{k|K|m|M|g|G}`  
Run the computation with an automatically resized heap that is never larger than  $x$ , where  $x$  is a real number and the trailing letter indicates the units as with `fixed-heap`. The heap size for `max-heap` is accounted for as with `fixed-heap`.
- `no-load-world`  
Disable `load-world`. This can be used as an argument to the compiler via `-runtime no-load-world` to create executables that will not load a world. This may be useful to ensure that set-uid executables do not load some strange world.
- `ram-slop x`  
Multiply  $x$  by the amount of RAM on the machine to obtain what the runtime views as the amount of

RAM it can use. Typically  $x$  is less than 1, and is used to account for space used by other programs running on the same machine.

- `stop`

Causes the runtime to stop processing @MLton arguments once the next `--` is reached. This can be used as an argument to the compiler via `-runtime stop` to create executables that don't process any @MLton arguments.

---

Last edited on 2007-08-23 04:01:26 by MatthewFluet.

# RunningOnAIX

MLton runs fine on AIX.

## Also see

- [RunningOnPowerPC](#)

---

Last edited on 2007-07-12 19:01:02 by [MatthewFluet](#).



# RunningOnAMD64

MLton runs fine on the amd64 architecture.

On amd64, MLton supports native code generation (`-codegen native` or `-codegen amd64`).

---

Last edited on 2007-07-08 20:19:47 by MatthewFluet.

# RunningOnCygwin

MLton runs on the  [Cygwin](#) emulation layer, which provides a Posix-like environment while running on Windows. To run MLton with Cygwin, you must first install Cygwin on your Windows machine. To do this, visit the Cygwin site from your Windows machine and run their `setup.exe` script. Then, you can unpack the MLton binary `tgz` in your Cygwin environment.

To run MLton cross-compiled executables on Windows, you must install the Cygwin `dll` on the Windows machine.

## Known issues

- Time profiling is disabled.
- Cygwin's `mmap` emulation is less than perfect. Sometimes it interacts badly with `Posix.Process.fork`. For idiomatic uses of `fork` plus `exec`, you can instead use the `MLton.Process.spawn` family of functions, which work on all our platforms.
- Cygwin's `mmap` emulation does not make available as much contiguous virtual address space as using the Windows `VirtualAlloc` function. Earlier versions of MLton used `VirtualAlloc` instead of `mmap`, but that no longer works.

## Also see

- [RunningOnMinGW](#)

---

Last edited on 2006-07-20 19:36:31 by [StephenWeeks](#).

# RunningOnDarwin

MLton runs fine on Darwin (and on Mac OS X).

- MLton requires the GnuMP library, which is available via [!\[\]\(aca6fcc8bd95e8255b9ea1b1d08ef300\_img.jpg\)Fink](#) or [!\[\]\(0083087c61cec498ac803a4aec5bb1bd\_img.jpg\)MacPorts](#).

## Known issues

- ProfilingTime may give inaccurate results on multi-processor machines. The `SIGPROF` signal, used to sample the profiled program, is supposed to be delivered 100 times a second (i.e., at 10000us intervals), but there can be delays of over 1 minute between the delivery of consecutive `SIGPROF` signals. A more complete description may be found [!\[\]\(79de0df6c6ddd2d4eb74f1cc5f48ec50\_img.jpg\)here](#) and [!\[\]\(d4c9768318b38eff1042b07478e20b4c\_img.jpg\)here](#).

## Also see



- RunningOnPowerPC
- RunningOnX86

---

Last edited on 2007-08-13 19:03:38 by MatthewFluet.

# RunningOnFreeBSD

MLton runs fine on  [FreeBSD](#).

MLton is available as a  [FreeBSD](#) .

## Known issues

- Executables often run more slowly than on a comparable Linux machine. We conjecture that part of this is due to costs due to heap resizing and kernel zeroing of pages. Any help in solving the problem would be appreciated.
- FreeBSD defaults to a datasize limit of 512M, even if you have more than that amount of memory in the computer. Hence, your MLton process will be limited in the amount of memory it has. To fix this problem, turn up the datasize and the default datasize available to a process: Edit **/boot/loader.conf** to set the limits. For example, the setting

```
kern.maxdsiz="671088640"
kern.dfldsiz="671088640"
kern.maxssiz="134217728"
```

will give a process 640M of datasize memory, default to 640M available and set 128M of stack size memory.

---

Last edited on 2007-07-08 20:19:56 by [MatthewFluet](#).

# RunningOnHPPA

MLton runs fine on the HPPA architecture.

## Known issues

- When compiling for HPPA, MLton targets the 32-bit HPPA architecture.
- When compiling for HPPA, MLton doesn't support native code generation (`-codegen native`). Hence, performance is not as good as it might be and compile times are longer. Also, the quality of code generated by `gcc` is important. By default, MLton calls `gcc -O1`. You can change this by calling MLton with `-cc-opt -O2`. We have seen this speed up some programs by as much as 30%, especially those involving floating point; however, it can also more than double compile times.
- When compiling for HPPA, MLton uses `-align 8` by default. While this speeds up reals, it also may increase object sizes. If your program does not make significant use of reals, you might see a speedup with `-align 4`.

---

Last edited on 2007-07-08 20:20:00 by [MatthewFluet](#).

# RunningOnHPUX

MLton runs fine on HPUX.

## Also see

- [RunningOnHPPA](#)

---

Last edited on 2007-07-08 20:27:02 by [MatthewFluet](#).


# RunningOnLinux

MLton runs fine on Linux.

---

Last edited on 2007-07-08 20:20:04 by MatthewFluet.

# RunningOnMinGW

MLton runs on  MinGW, a library for porting Unix applications to Windows. Some library functionality is missing or changed.

## Known issues

- To compile MLton on MinGW:
  - ◆ The GnuMP library is required.
  - ◆ The Bash shell is required. If you are using a prebuilt MSYS, you probably want to symlink bash to sh.
- Many functions are unimplemented and will raise `SysErr`.
  - ◆ `MLton.Itimer.set`
  - ◆ `MLton.ProcEnv.setgroups`
  - ◆ `MLton.Process.kill`
  - ◆ `MLton.Process.reap`
  - ◆ `MLton.World.load`
  - ◆ `OS.FileSys.readLink`
  - ◆ `OS.IO.poll`
  - ◆ `OS.Process.terminate`
  - ◆ `Posix.FileSys.chown`
  - ◆ `Posix.FileSys.fchown`
  - ◆ `Posix.FileSys.fpathconf`
  - ◆ `Posix.FileSys.link`
  - ◆ `Posix.FileSys.mkfifo`
  - ◆ `Posix.FileSys.pathconf`
  - ◆ `Posix.FileSys.readlink`
  - ◆ `Posix.FileSys.symlink`
  - ◆ `Posix.IO.dupfd`
  - ◆ `Posix.IO.getfd`
  - ◆ `Posix.IO.getfl`
  - ◆ `Posix.IO.getlk`
  - ◆ `Posix.IO.setfd`
  - ◆ `Posix.IO.setfl`
  - ◆ `Posix.IO.setlkw`
  - ◆ `Posix.IO.setlk`
  - ◆ `Posix.ProcEnv.ctermid`
  - ◆ `Posix.ProcEnv.getegid`
  - ◆ `Posix.ProcEnv.geteuid`
  - ◆ `Posix.ProcEnv.getgid`
  - ◆ `Posix.ProcEnv.getgroups`
  - ◆ `Posix.ProcEnv.getlogin`
  - ◆ `Posix.ProcEnv.getpgrp`
  - ◆ `Posix.ProcEnv.getpid`
  - ◆ `Posix.ProcEnv.getppid`
  - ◆ `Posix.ProcEnv.getuid`
  - ◆ `Posix.ProcEnv.setgid`
  - ◆ `Posix.ProcEnv.setpgid`
  - ◆ `Posix.ProcEnv.setsid`
  - ◆ `Posix.ProcEnv.setuid`



- ◆ Posix.ProcEnv.sysconf
- ◆ Posix.ProcEnv.times
- ◆ Posix.ProcEnv.ttyname
- ◆ Posix.Process.exece
- ◆ Posix.Process.execp
- ◆ Posix.Process.exit
- ◆ Posix.Process.fork
- ◆ Posix.Process.kill
- ◆ Posix.Process.pause
- ◆ Posix.Process.waitpid\_nh
- ◆ Posix.Process.waitpid
- ◆ Posix.SysDB.getgrgid
- ◆ Posix.SysDB.getgrnam
- ◆ Posix.SysDB.getpwuid
- ◆ Posix.TTY.TC.drain
- ◆ Posix.TTY.TC.flow
- ◆ Posix.TTY.TC.flush
- ◆ Posix.TTY.TC.getattr
- ◆ Posix.TTY.TC.getpgrp
- ◆ Posix.TTY.TC.sendbreak
- ◆ Posix.TTY.TC.setattr
- ◆ Posix.TTY.TC.setpgrp
- ◆ Unix.kill
- ◆ Unix.reap
- ◆ UnixSock.fromAddr
- ◆ UnixSock.toAddr

---

Last edited on 2007-07-08 20:20:09 by [MatthewFluet](#).

# RunningOnNetBSD

MLton runs fine on  NetBSD.

## Installing the correct packages for NetBSD

The NetBSD system installs 3rd party packages by a mechanism known as pkgsrc. This is a tree of Makefiles which when invoked downloads the source code, builds a package and installs it on the system. In order to run MLton on NetBSD, you will have to install several packages for it to work:

- shells/bash
- devel/gmp
- devel/gmake

In order to get graphical call-graphs of profiling information, you will need the additional package

- graphics/graphviz

To build the documentation for MLton, you need `htmldoc`.

## Tips for compiling and using MLton on NetBSD

MLton can be a memory-hog on computers with little memory. While 640Mb of RAM ought to be enough to self-compile MLton one might want to do some tuning to the NetBSD VM subsystem in order to succeed. The notes presented here is what [JesperLouisAndersen](#) uses for compiling MLton on his laptop.

### The NetBSD VM subsystem

NetBSD uses a VM subsystem named  UVM.  [Tuning the VM system](#) can be done via the `sysctl(8)`-interface with the "VM" MIB set.

### Tuning the NetBSD VM subsystem for MLton

MLton uses a lot of anonymous pages when it is running. Thus, we will need to tune up the default of 80 for anonymous pages. Setting

```
sysctl -w vm.anonmax=95
sysctl -w vm.anonmin=50
sysctl -w vm.filemin=2
sysctl -w vm.execmin=2
sysctl -w vm.filemax=4
sysctl -w vm.execmax=4
```

makes it less likely for the VM system to swap out anonymous pages. For a full explanation of the above flags, see the documentation.

The result is that my laptop goes from a MLton compile where it swaps a lot to a MLton compile with no swapping.

---

Last edited on 2006-07-20 19:36:43 by [StephenWeeks](#).

# RunningOnOpenBSD

MLton runs fine on  [OpenBSD](#).

## Known issues

- Our socket regression test fails. We suspect this is not a bug and is simply due to our test relying on a certain behavior when connecting to a socket that has not yet accepted, which is handled differently on OpenBSD than other platforms. Any help in understanding and resolving this issue is appreciated.

---

Last edited on 2007-07-08 20:20:13 by [MatthewFluet](#).

# RunningOnPowerPC

MLton runs fine on the PowerPC architecture.

## Known issues

- When compiling for PowerPC, MLton targets the 32-bit PowerPC architecture.
- When compiling for PowerPC, MLton doesn't support native code generation (`-codegen native`). Hence, performance is not as good as it might be and compile times are longer. Also, the quality of code generated by `gcc` is important. By default, MLton calls `gcc -O1`. You can change this by calling MLton with `-cc-opt -O2`.

---

Last edited on 2007-07-08 20:20:17 by [MatthewFluet](#).

# RunningOnSolaris

MLton runs fine on Solaris.

## Known issues

- You must install the `binutils`, `gcc`, and `make` packages. You can find out how to get these at [sunfreeware.com](http://sunfreeware.com).
- Making the documentation requires that you install `latex` and `dvips`, which are available in the `tetex` package. It also requires `htmldoc`, for which we haven't yet tracked down a package.
- Bootstrapping is so slow as to be impractical (many hours on a 500MHz UltraSparc). For this reason, we strongly recommend building with a Linux to Solaris cross compiler.

## Also see

- [RunningOnSparc](#)

---

Last edited on 2007-07-08 20:20:21 by [MatthewFluet](#).

# RunningOnSparc

MLton runs fine on the Sparc architecture.

## Known issues

- When compiling for Sparc, MLton targets the 32-bit Sparc architecture (i.e., Sparc V8).
- When compiling for Sparc, MLton doesn't support native code generation (`-codegen native`). Hence, performance is not as good as it might be and compile times are longer. Also, the quality of code generated by `gcc` is important. By default, MLton calls `gcc -O1`. You can change this by calling MLton with `-cc-opt -O2`. We have seen this speed up some programs by as much as 30%, especially those involving floating point; however, it can also more than double compile times.
- When compiling for Sparc, MLton uses `-align 8` by default. While this speeds up reals, it also may increase object sizes. If your program does not make significant use of reals, you might see a speedup with `-align 4`.

---

Last edited on 2007-07-08 20:20:25 by [MatthewFluet](#).

# RunningOnX86

MLton runs fine on the x86 architecture.

On x86, MLton supports native code generation (`-codegen native` or `-codegen x86`).

---

Last edited on 2007-07-08 20:20:29 by [MatthewFluet](#).

# SMLNET

 [SML.NET](#) is a [Standard ML Compiler](#) that targets the .NET Common Language Runtime.

SML.NET is based on the [MLj](#) compiler.

[BentonEtAl04](#) describes SML.NET.

---

Last edited on 2004-12-30 20:11:30 by [StephenWeeks](#).



# SMLNJ

 SML/NJ is a Standard ML Compiler. It is a native code compiler that runs on a variety of platforms and has a number of libraries and tools.

We maintain a list of SML/NJ's deviations from The Definition of Standard ML.

MLton has support for some features of SML/NJ in order to ease porting between MLton and SML/NJ.

- CompilationManager (CM)
- LineDirectives
- SMLofNJStructure
- UnsafeStructure

---

Last edited on 2007-08-15 22:07:16 by MatthewFluet.

## SMLNJDeviations

Here are some deviations of SML/NJ from The Definition of Standard ML. Some of these are documented in the  SML '97 Conversion Guide. Since MLton does not deviate from the Definition, you should look here if you are having trouble porting a program from MLton to SML/NJ or vice versa. If you discover other deviations of SML/NJ that aren't listed here, please send mail to  [MLton@mlton.org](mailto:MLton@mlton.org).

- SML/NJ allows spaces in long identifiers, as in `S . x`. Section 2.5 of the Definition implies that `S . x` should be treated as three separate lexical items.
- SML/NJ rejects

```
(op *)
```

as an unmatched close comment.

- SML/NJ allows `=` to be rebound by the declaration:

```
val op = = 13
```

This is explicitly forbidden on page 5 of the Definition.

- SML/NJ allows rebinding `true`, `false`, `nil`, `::`, and `ref` by the declarations:

```
fun true () = ()
fun false () = ()
fun nil () = ()
fun op :: () = ()
fun ref () = ()
```

This is explicitly forbidden on page 9 of the Definition.

- SML/NJ extends the syntax of the language to allow vector expressions and patterns like the following:

```
val v = #[1,2,3]
val #[x,y,z] = v
```

- SML/NJ extends the syntax of the language to allow *or patterns* like the following:

```
datatype foo = Foo of int | Bar of int
val (Foo x | Bar x) = Foo 13
```

- SML/NJ allows higher-order functors, that is, functors can be components of structures and can be passed as functor arguments and returned as functor results. As a consequence, SML/NJ allows abbreviated functor definitions, as in the following:

```
signature S =
sig
 type t
 val x: t
end
functor F (structure A: S): S =
struct
 type t = A.t * A.t
 val x = (A.x, A.x)
end
functor G = F
```

- SML/NJ extends the syntax of the language to allow functor and signature definitions to occur within the scope of `local` and `structure` declarations.

- SML/NJ allows duplicate type specifications in signatures when the duplicates are introduced by `include`, as in the following:

```
signature SIG1 =
 sig
 type t
 type u
 end
signature SIG2 =
 sig
 type t
 type v
 end
signature SIG =
 sig
 include SIG1
 include SIG2
 end
end
```

This is disallowed by rule 77 of the Definition.

- SML/NJ allows sharing constraints between type abbreviations in signatures, as in the following:

```
signature SIG =
 sig
 type t = int * int
 type u = int * int
 sharing type t = u
 end
end
```

These are disallowed by rule 78 of the Definition.

- SML/NJ disallows multiple `where type` specifications of the same type name, as in the following

```
signature S =
 sig
 type t
 type u = t
 end
 where type u = int
```

This is allowed by rule 84 of the Definition.

- SML/NJ allows `and in sharing` specs in signatures, as in

```
signature S =
 sig
 type t
 type u
 type v
 sharing type t = u
 type u = v
 end
end
```

- SML/NJ does not expand the `withtype` derived form as described by the Definition. According to page 55 of the Definition, the type bindings of a `withtype` declaration are substituted simultaneously in the connected datatype. Consider the following program.

```
type u = real
datatype a =
 A of t
```

```

 | B of u
withtype u = int
and t = u

```

According to the Definition, it should be expanded to the following.

```

type u = real
datatype a =
 A of u
 | B of int

```

However, SML/NJ expands `withtype` bindings sequentially, meaning that earlier bindings are expanded within later ones. Hence, the above program is expanded to the following.

```

type u = real
datatype a =
 A of int
 | B of int

```

- SML/NJ allows `withtype` specifications in signatures.
- SML/NJ allows a `where` structure specification that is similar to a `where type` specification. For example:

```

structure S = struct type t = int end
signature SIG =
 sig
 structure T : sig type t end
 end where T = S

```

This is equivalent to:

```

structure S = struct type t = int end
signature SIG =
 sig
 structure T : sig type t end
 end where type T.t = S.t

```

SML/NJ also allows a definitional structure specification that is similar to a definitional type specification. For example:

```

structure S = struct type t = int end
signature SIG =
 sig
 structure T : sig type t end = S
 end

```

This is equivalent to the previous examples and to:

```

structure S = struct type t = int end
signature SIG =
 sig
 structure T : sig type t end where type t = S.t
 end

```

- SML/NJ disallows binding non-datatypes with datatype replication. For example, it rejects the following program that should be allowed according to the Definition.

```

type ('a, 'b) t = 'a * 'b

```

```
datatype u = datatype t
```

This idiom can be useful when one wants to rename a type without rewriting all the type arguments. For example, the above would have to be written in SML/NJ as follows.

```
type ('a, 'b) t = 'a * 'b
type ('a, 'b) u = ('a, 'b) t
```

- SML/NJ disallows sharing a structure with one of its substructures. For example, SML/NJ disallows the following.

```
signature SIG =
 sig
 structure S:
 sig
 type t
 structure T: sig type t end
 end
 sharing S = S.T
 end
```

This signature is allowed by the Definition.

- SML/NJ disallows polymorphic generalization of refutable patterns. For example, SML/NJ disallows the following.

```
val [x] = [[]]
val _ = (1 :: x, "one" :: x)
```

## Deviations from the Basis Library Specification

Here are some deviations of SML/NJ from the Basis Library Specification.

- SML/NJ exposes the equality of the `vector` type in structures such as `Word8Vector` that abstractly match `MONO_VECTOR`, which says `type vector`, not `eqtype vector`. So, for example, SML/NJ accepts the following program:

```
fun f (v: Word8Vector.vector) = v = v
```

---

Last edited on 2007-08-15 22:07:20 by [MatthewFluet](#).

# SMLNJLibrary

The  SML/NJ Library is a collection of libraries that are distributed with SML/NJ. Due to differences between SML/NJ and MLton, these libraries will not work out-of-the box with MLton.

As of 20070812, MLton includes a port of the SML/NJ Library, currently synchronized with SML/NJ version 110.65.

## Usage

- You can import a sub-library of the SML/NJ Library into an MLB file with:

| MLB file                                                      | Description                                                           |
|---------------------------------------------------------------|-----------------------------------------------------------------------|
| <code>\$(SML_LIB)/smlnj-lib/Util/smlnj-lib.mlb</code>         | Various utility modules, included collections, simple formatting, ... |
| <code>\$(SML_LIB)/smlnj-lib/Controls/controls-lib.mlb</code>  | A library for managing control flags in an application.               |
| <code>\$(SML_LIB)/smlnj-lib/HashCons/hash-cons-lib.mlb</code> | Support for implementing hash-consed data structures.                 |
| <code>\$(SML_LIB)/smlnj-lib/INet/inet-lib.mlb</code>          | Networking utilities; supported on both Unix and Windows systems.     |
| <code>\$(SML_LIB)/smlnj-lib/Unix/unix-lib.mlb</code>          | Utilities for Unix-based operating systems.                           |
| <code>\$(SML_LIB)/smlnj-lib/PP/pp-lib.mlb</code>              | Pretty-printing library.                                              |
| <code>\$(SML_LIB)/smlnj-lib/HTML/html-lib.mlb</code>          | HTML parsing and pretty-printing library.                             |
| <code>\$(SML_LIB)/smlnj-lib/RegExp/regexp-lib.mlb</code>      | Regular expression library.                                           |
| <code>\$(SML_LIB)/smlnj-lib/Reactive/reactive-lib.mlb</code>  | Reactive scripting library.                                           |

- If you are porting a project from SML/NJ's CompilationManager to MLton's ML Basis system using `cm2mlb`, note that the following maps are included by default:

|                                 |                                             |
|---------------------------------|---------------------------------------------|
| <code>\$smlnj-lib.cm</code>     | <code>\$(SML_LIB)/smlnj-lib/Util</code>     |
| <code>\$controls-lib.cm</code>  | <code>\$(SML_LIB)/smlnj-lib/Controls</code> |
| <code>\$hash-cons-lib.cm</code> | <code>\$(SML_LIB)/smlnj-lib/HashCons</code> |
| <code>\$inet-lib.cm</code>      | <code>\$(SML_LIB)/smlnj-lib/INet</code>     |
| <code>\$unix-lib.cm</code>      | <code>\$(SML_LIB)/smlnj-lib/Unix</code>     |
| <code>\$pp-lib.cm</code>        | <code>\$(SML_LIB)/smlnj-lib/PP</code>       |
| <code>\$html-lib.cm</code>      | <code>\$(SML_LIB)/smlnj-lib/HTML</code>     |
| <code>\$regexp-lib.cm</code>    | <code>\$(SML_LIB)/smlnj-lib/RegExp</code>   |
| <code>\$reactive-lib.cm</code>  | <code>\$(SML_LIB)/smlnj-lib/Reactive</code> |

This will automatically convert a `$/smlnj-lib.cm` import in an input `.cm` file into a `$(SML_LIB)/smlnj-lib/Util/smlnj-lib.mlb` import in the output `.mlb` file.

## Details

The following changes were made to the SML/NJ Library, in addition to deriving the .mlb files from the .cm files:

- Util/redblack-set-fn.sml (modified): Rewrote use of where structure specification.
- Util/redblack-map-fn.sml (modified): Rewrote use of where structure specification.
- Util/graph-scc.sml (modified): Rewrote use of where structure specification.
- Util/bit-array.sml (modified): The computation of the maxLen is given by:

```
val maxLen = 8*Word8Array.maxLen
```

This is fine in SML/NJ where Word8Array.maxLen is 16777215, but in MLton, Word8Array.maxLen is equal to valOf(Int.maxInt), so the computation overflows. To accommodate both SML/NJ and MLton, the computation is replaced by

```
val maxLen = (8*Word8Array.maxLen) handle Overflow => Word8Array.maxLen
```

- Util/engine.mlton.sml (added, not exported): Implements structure Engine, providing time-limited, resumable computations using [MLtonThread](#), [MLtonSignal](#), and [MLtonItimer](#).
- Util/time-limit.mlton.sml (added): Implements structure TimeLimit using structure Engine. The SML/NJ implementation of structure TimeLimit uses SML/NJ's first-class continuations, signals, and interval timer.
- Util/time-limit.mlb (added): Exports structure TimeLimit, which is *not* exported by smlnj-lib.mlb. Since MLton is very conservative in the presence of threads and signals, program performance may be adversely affected by unnecessarily including structure TimeLimit.
- HTML/html-elements-fn.sml (modified): Rewrote use of *or-patterns*.
- HTML/html-attrs-fn.sml (modified): Rewrote use of *or-patterns*.

## Patch

-  [smlnj-lib.patch](#)

---

Last edited on 2007-08-23 17:24:54 by [MatthewFluet](#).

# SMLSharp

 SML# is an implementation of an extension of SML.

It includes some  generally useful SML tools including a pretty printer generator, a document generator, and a regression testing framework, and  scripting library.

---

Last edited on 2006-10-30 12:51:22 by VesaKarvonen.



# SMLofNJStructure

```
signature SML_OF_NJ =
 sig
 structure Cont:
 sig
 type 'a cont
 val callcc: ('a cont -> 'a) -> 'a
 val throw: 'a cont -> 'a -> 'b
 end
 structure SysInfo:
 sig
 exception UNKNOWN
 datatype os_kind = BEOS | MACOS | OS2 | UNIX | WIN32

 val getHostArch: unit -> string
 val getOSKind: unit -> os_kind
 val getOSName: unit -> string
 end

 val exnHistory: exn -> string list
 val exportFn: string * (string * string list -> OS.Process.status) -> unit
 val exportML: string -> bool
 val getAllArgs: unit -> string list
 val getArgs: unit -> string list
 val getCmdName: unit -> string
 end
```

SMLofNJ implements a subset of the structure of the same name provided in Standard ML of New Jersey. It is included to make it easier to port programs between the two systems. The semantics of these functions may be different than in SML/NJ.

- `structure Cont`  
implements continuations.
- `SysInfo.getHostArch ()`  
returns the string for the architecture.
- `SysInfo.getOSKind`  
returns the OS kind.
- `SysInfo.getOSName ()`  
returns the string for the host.
- `exnHistory`  
the same as `MLton.Exn.history`.
- `getCmdName ()`  
the same as `CommandLine.name ()`.
- `getArgs ()`  
the same as `CommandLine.arguments ()`.
- `getAllArgs ()`  
the same as `getCmdName () :: getArgs ()`.
- `exportFn f`  
saves the state of the computation to a file that will apply `f` to the command-line arguments upon restart.
- `exportML f`  
saves the state of the computation to file `f` and continue. Returns `true` in the restarted computation and `false` in the continuing computation.

---

Last edited on 2007-08-23 03:46:13 by MatthewFluet.

# SSA

SSA is an IntermediateLanguage, translated from SXML by ClosureConvert, optimized by SSASimplify, and translated by ToSSA2 to SSA2.

## Description

SSA is a FirstOrder, SimplyTyped IntermediateLanguage. It is the main IntermediateLanguage used for optimizations.

An SSA program consists of a collection of datatype declarations, a sequence of global statements, and a collection of functions, along with a distinguished "main" function. Each function consists of a collection of basic blocks, where each basic block is a sequence of statements ending with some control transfer.

## Implementation

 [ssa.sig](#)  [ssa.fun](#)

 [ssa-tree.sig](#)  [ssa-tree.fun](#)

## Type Checking

Type checking of a SSA program verifies the following:

- no duplicate definitions (tycons, cons, vars, labels, funcs)
- no out of scope references (tycons, cons, vars, labels, funcs)
- variable definitions dominate variable uses
- case transfers are exhaustive and irredundant
- `Enter/Leave` profile statements match
- "traditional" well-typedness

 [type-check.sig](#)  [type-check.fun](#)

## Details and Notes

SSA is an abbreviation for Static Single Assignment.

---

Last edited on 2006-11-02 17:31:56 by MatthewFluet.

# SSA2

SSA2 is an IntermediateLanguage, translated from SSA by ToSSA2, optimized by SSA2Simplify, and translated by ToRSSA to RSSA.

## Description

SSA2 is a FirstOrder, SimplyTyped IntermediateLanguage, a slight variant of the SSA IntermediateLanguage.

Like SSA, a SSA program consists of a collection of datatype declarations, a sequence of global statements, and a collection of functions, along with a distinguished "main" function. Each function consists of a collection of basic blocks, where each basic block is a sequence of statements ending with some control transfer.

Unlike SSA, SSA2 includes mutable fields in objects and makes the vector type constructor n-ary instead of unary. This allows optimizations like RefFlatten and DeepFlatten to be expressed.

## Implementation

 [ssa2.sig](#)  [ssa2.fun](#)

 [ssa-tree2.sig](#)  [ssa-tree2.fun](#)

## Type Checking

Type checking of a SSA2 program verifies the following:

- no duplicate definitions (tycons, cons, vars, labels, funcs)
- no out of scope references (tycons, cons, vars, labels, funcs)
- variable definitions dominate variable uses
- case transfers are exhaustive and irredundant
- Enter/Leave profile statements match
- "traditional" well-typedness

 [type-check2.sig](#)  [type-check2.fun](#)

## Details and Notes

SSA is an abbreviation for Static Single Assignment.

---

Last edited on 2007-08-15 22:07:25 by MatthewFluet.

# SSA2Simplify

The optimization passes for the SSA2 IntermediateLanguage are collected and controlled by the `Simplify2` functor ([lib/simplify2.sig](#), [lib/simplify2.fun](#)).

The following optimization passes are implemented:

- DeepFlatten
- RefFlatten
- RemoveUnused
- Zone

There are additional analysis and rewrite passes that augment many of the other optimization passes:

- Restore
- Shrink

The optimization passes can be controlled from the command-line by the options

- `diag-pass <pass> -- keep diagnostic info for pass`
- `drop-pass <pass> -- omit optimization pass`
- `keep-pass <pass> -- keep the results of pass`
- `loop-passes <n> -- loop optimization passes`
- `ssa2-passes <passes> -- ssa optimization passes`

---

Last edited on 2006-11-02 17:30:30 by MatthewFluet.

# SSASimplify

The optimization passes for the SSA IntermediateLanguage are collected and controlled by the `Simplify` functor ([simplify.sig](#), [simplify.fun](#)).

The following optimization passes are implemented:

- CommonArg
- CommonBlock
- CommonSubexp
- ConstantPropagation
- Contify
- Flatten
- Inline
- IntroduceLoops
- KnownCase
- LocalFlatten
- LocalRef
- LoopInvariant
- Redundant
- RedundantTests
- RemoveUnused
- SimplifyTypes
- Useless

The following implementation pass is implemented:

- PolyEqual

There are additional analysis and rewrite passes that augment many of the other optimization passes:

- Multi
- Restore
- Shrink

The optimization passes can be controlled from the command-line by the options:

- `diag-pass <pass> -- keep diagnostic info for pass`
- `drop-pass <pass> -- omit optimization pass`
- `keep-pass <pass> -- keep the results of pass`
- `loop-passes <n> -- loop optimization passes`
- `ssa-passes <passes> -- ssa optimization passes`

---

Last edited on 2006-11-02 17:53:58 by MatthewFluet.

# SXML

SXML is an IntermediateLanguage, translated from XML by Monomorphise, optimized by SXMLSimplify, and translated by ClosureConvert to SSA.

## Description

SXML is a simply-typed version of XML.

## Implementation

 [sxml.sig](#)  [sxml.fun](#)  
 [sxml-tree.sig](#)

## Type Checking

SXML shares the type checker for XML.

## Details and Notes

There are only two differences between XML and SXML. First, SXML `val`, `fun`, and `datatype` declarations always have an empty list of type variables. Second, SXML variable references always have an empty list of type arguments. Constructors uses can only have a nonempty list of type arguments if the constructor is a primitive.

Although we could rely on the type system to enforce these constraints by parameterizing the XML signature, StephenWeeks did so in a previous version of the compiler, and the software engineering gains were not worth the effort.

---

Last edited on 2006-11-02 17:47:41 by MatthewFluet.

# SXMLShrink

SXMLShrink is an optimization pass for the SXML IntermediateLanguage, invoked from SXMLSimplify.

## Description

This pass performs optimizations based on a reduction system.

## Implementation

 [shrink.sig](#)  [shrink.fun](#)

## Details and Notes

SXML shares the XMLShrink simplifier.

---

Last edited on 2006-11-02 17:50:28 by MatthewFluet.



# SXMLSimplify

The optimization passes for the SXML IntermediateLanguage are collected and controlled by the `SxmlSimplify` functor ([sxml-simplify.sig](http://sxml-simplify.sig), [sxml-simplify.fun](http://sxml-simplify.fun)).

The following optimization passes are implemented:

- Polyvariance
- SXMLShrink

The following implementation passes are implemented:

- ImplementExceptions
- ImplementSuffix

The following optimization passes are not implemented, but might prove useful:

- Uncurry
- LambdaLift

The optimization passes can be controlled from the command-line by the options

- `diag-pass <pass> -- keep diagnostic info for pass`
- `drop-pass <pass> -- omit optimization pass`
- `keep-pass <pass> -- keep the results of pass`
- `sxml-passes <passes> -- sxml optimization passes`

---

Last edited on 2006-11-02 17:39:21 by MatthewFluet.

# ScopeInference

Scope inference is an analysis/rewrite pass for the [AST IntermediateLanguage](#), invoked from [Elaborate](#).

## Description

This pass adds free type variables to the `val` or `fun` declaration where they are implicitly scoped.

## Implementation

 [scope.sig](#)  [scope.fun](#)

## Details and Notes

Scope inference determines for each type variable, the declaration where it is bound. Scope inference is a direct implementation of the specification given in section 4.6 of the [Definition](#). Recall that a free occurrence of a type variable 'a in a declaration d is *unguarded* in d if 'a is not part of a smaller declaration. A type variable 'a is implicitly scoped at d if 'a is unguarded in d and 'a does not occur unguarded in any declaration containing d.

The first pass of scope inference walks down the tree and renames all explicitly bound type variables in order to avoid name collisions. It then walks up the tree and adds to each declaration the set of unguarded type variables occurring in that declaration. At this point, if declaration d contains an unguarded type variable 'a and the immediately containing declaration does not contain 'a, then 'a is implicitly scoped at d. The final pass walks down the tree leaving a 'a at the a declaration where it is scoped and removing it from all enclosed declarations.

---

Last edited on 2006-11-02 17:55:41 by [MatthewFluet](#).

# SelfCompiling

If you want to compile MLton, you must first get the [Sources](#). You can compile with either MLton or SML/NJ, but we strongly recommend using MLton, since it generates a much faster and more robust executable.

## Compiling with MLton

To compile with MLton, you need the binary versions of `mlton`, `mllex`, and `mlyacc` that come with the MLton binary package. To be safe, you should use the same version of MLton that you are building. However, older versions may work, as long as they don't go back too far. To build MLton, run `make` from within the root directory of the sources. This will build MLton first with the already installed binary version of MLton and will then rebuild MLton with itself.

First, the `Makefile` calls `mllex` and `mlyacc` to build the lexer and parser, and then calls `mlton` to compile itself. When making MLton using another version the `Makefile` automatically uses `mlton-stubs.cm`, which will put in enough stubs to emulate the MLton structure. Once MLton is built, the `Makefile` will rebuild MLton with itself, this time using `mlton.cm` and the real MLton structure from the [Basis Library](#). This second round of compilation is essential in order to achieve a fast and robust MLton.

Compiling MLton requires at least 512M of actual RAM, and 1G is preferable. If your machine has less than 512M, self-compilation will likely fail, or at least take a very long time due to paging. Even if you have enough memory, there simply may not be enough available, due to memory consumed by other processes. In this case, you may see an `Out of memory` message, or self-compilation may become extremely slow. The only fix is to make sure that enough memory is available.

## Possible Errors

- If you have errors running `latex`, you can skip building the documentation by using `make all-no-docs`.
- The C compiler may not be able to find the [GnuMP](#) header file, `gmp.h` leading to an error like the following.

```
platform/darwin.h:26:36: /usr/local/include/gmp.h: No such file or directory
```

The solution is to install (or build) the GnuMP on your machine. If you install it at a different location, put the new path in `runtime/platform/<os>.h`.

- The following error indicates that a binary version of MLton could not be found in your path.

```
.../upgrade-basis: mlton: command not found
Error: cannot upgrade basis because the compiler doesn't work
make[3]: *** [upgrade-basis.sml] Error 1
```

You need to have `mlton` in your path to build MLton from source.

During the build process, there are various times that the `Makefiles` look for a `mlton` in your path and in `src/build/bin`. It is OK if the latter doesn't exist when the build starts; it is the target being built. While not finding `build/bin/mlton` also results in `mlton: command not found` error messages, such errors are benign and will not abort the build. Failure to find a `mlton` in your path will abort the build.

- Mac OS X executables do not seem to like static libraries to have a different path location at runtime compared to when the executable was built. For example, the binary package for Mac OS X unpacks to `/usr`. If you try to install it in `/usr/local` you may get the following errors:

```
/usr/bin/ld: table of contents for archive:
/usr/local/lib/mlton/self/libmlton.a is out of date;
rerun ranlib(1) (can't load from it)
```

Although running `ranlib` seems like the right thing to do, it doesn't actually resolve the problem. Best bet is to install in `/usr` and then either live with this location, or build MLton yourself and install in `/usr/local`.

## Compiling with SML/NJ

To compile with SML/NJ, run `make nj-mlton` from within the root directory of the sources. You must use a recent version of SML/NJ. First, the `Makefile` calls `mllex` and `mlyacc` to build the lexer and parser. Then, it calls SML/NJ with the appropriate `sources.cm` file. Building with SML/NJ takes some time (roughly 10 minutes on a 1.6GHz machine). Unless you are doing compiler development and need rapid recompilation, we recommend compiling with MLton.

---

Last edited on 2005-12-02 01:44:46 by [StephenWeeks](#).

# Serialization

Standard ML does not have built-in support for serialization. Here are papers that describe user-level approaches:

- [Elsman04](#)
- [Kennedy04](#)

The MLton repository also contains an experimental generic programming library (see [!\[\]\(74d4806277d7e73349d8e8c0897931e9\_img.jpg\) README](#)) that includes a pickling (serialization) generic (see [!\[\]\(5f42d2cd7ad901bc24e5d35a38c777fd\_img.jpg\) pickle.sig](#)).

---

Last edited on 2007-08-26 01:29:29 by [VesaKarvonen](#).

## ShowBasis

MLton has a flag, `-show-basis file`, that causes MLton to pretty print to *file* the basis defined by the input program. For example, if `foo.sml` contains

```
fun f x = x + 1
```

then `mlton -show-basis foo.basis foo.sml` will create `foo.basis` with the following contents.

```
val f: int -> int
```

If you only want to see the basis and do not wish to compile the program, you can call MLton with `-stop tc`.

## Displaying signatures

When displaying signatures, MLton prefixes types defined in the signature them with `?.` to distinguish them from types defined in the environment. For example,

```
signature SIG =
 sig
 type t
 val x: t * int -> unit
 end
```

is displayed as

```
signature SIG =
 sig
 type t = ?.t
 val x: (?.t * int) -> unit
 end
```

Notice that `int` occurs without the `?.` prefix.

MLton also uses a canonical name for each type in the signature, and that name is used everywhere for that type, no matter what the input signature looked like. For example:

```
signature SIG =
 sig
 type t
 type u = t
 val x: t
 val y: u
 end
```

is displayed as

```
signature SIG =
 sig
 type t = ?.t
 type u = ?.t
 val x: ?.t
```

```

 val y: ?.t
end

```

Canonical names are always relative to the "top" of the signature, even when used in nested substructures. For example:

```

signature S =
 sig
 type t
 val w: t
 structure U:
 sig
 type u
 val x: t
 val y: u
 end
 val z: U.u
 end
end

```

is displayed as

```

signature S =
 sig
 type t = ?.t
 val w: ?.t
 val z: ?.U.u
 structure U:
 sig
 type u = ?.U.u
 val x: ?.t
 val y: ?.U.u
 end
 end
end

```

## Displaying structures

When displaying structures, MLton uses signature constraints wherever possible, combined with `where type` clauses to specify the meanings of the types defined within the signature.

```

signature SIG =
 sig
 type t
 val x: t
 end
structure S: SIG =
 struct
 type t = int
 val x = 13
 end
structure S2:> SIG = S

```

is displayed as

```

structure S: SIG
 where type t = int
structure S2: SIG
 where type t = S2.t

```

```
signature SIG =
 sig
 type t = ?.t
 val x: ?.t
 end
```

---

Last edited on 2005-12-02 01:48:03 by StephenWeeks.



# ShowProf

If an executable is compiled for profiling, then it accepts a special command-line runtime system argument, `show-prof`, that outputs information about the source functions that are profiled. Normally, this information is used by `mlprof`. This page documents the `show-prof` output format, and is intended for those working on the profiler internals.

The `show-prof` output is ASCII, and consists of a sequence of lines.

- The magic number of the executable.
- The number of source names in the executable.
- A line for each source name giving the name of the function, a tab, the filename of the file containing the function, a colon, a space, and the line number that the function starts on in that file.
- The number of (split) source functions.
- A line for each (split) source function, where each line consists of a source-name index (into the array of source names) and a successors index (into the array of split-source sequences, defined below).
- The number of split-source sequences.
- A line for each split-source sequence, where each line is a space separated list of (split) source functions.

The latter two arrays, split sources and split-source sequences, define a directed graph, which is the call-graph of the program.

---

Last edited on 2006-10-23 23:29:54 by StephenWeeks.

# Shrink

Shrink is a rewrite pass for the [SSA](#) and [SSA2 IntermediateLanguages](#), invoked from every optimization pass (see [SSASimplify](#) and [SSA2Simplify](#)).

## Description

This pass implements a whole family of compile-time reductions, like:

- `#1 (a, b) --> a`
- `case C x of C y => e --> let y = x in e`
- constant folding, copy propagation
- eta blocks
- tuple reconstruction elimination

## Implementation

[!\[\]\(3211b5d1d968fc1665909b34f9f16010\_img.jpg\)shrink.sig](#) [!\[\]\(d47ad152ec3d86a04ad64c8049e1f17f\_img.jpg\)shrink.fun](#)  
[!\[\]\(6b7fbb0b7bdb78cadf73d50851a4dfb1\_img.jpg\)shrink2.sig](#) [!\[\]\(cd0f39e2b8d76d7e84d5eed1ed02b2df\_img.jpg\)shrink2.fun](#)

## Details and Notes

The Shrink pass is run after every [SSA](#) and [SSA2](#) optimization pass.

The Shrink implementation also includes functions to eliminate unreachable blocks from a [SSA](#) or [SSA2](#) program or function. The Shrink pass does not guarantee to eliminate all unreachable blocks. Doing so would unduly complicate the implementation, and it is almost always the case that all unreachable blocks are eliminated. However, a small number of optimization passes require that the input have no unreachable blocks (essentially, when the analysis works on the control flow graph and the rewrite iterates on the vector of blocks). These passes explicitly call `eliminateDeadBlocks`.

The Shrink pass has a special case to turn a non-tail call where the continuation and handler only do `Profile` statements into a tail call where the `Profile` statements precede the tail call.

---

Last edited on 2006-11-02 17:52:51 by [MatthewFluet](#).

# SimplifyTypes

SimplifyTypes is an optimization pass for the SSA IntermediateLanguage, invoked from SSASimplify.

## Description

This pass computes a "cardinality" of each datatype, which is an abstraction of the number of values of the datatype.

- Zero means the datatype has no values (except for bottom).
- One means the datatype has one value (except for bottom).
- Many means the datatype has many values.

This pass removes all datatypes whose cardinality is Zero or One and removes:

- components of tuples
- function args
- constructor args

which are such datatypes.

This pass marks constructors as one of:

- Useless: it never appears in a `ConApp`.
- Transparent: it is the only variant in its datatype and its argument type does not contain any uses of `array` or `vector`.
- Useful: otherwise

This pass also removes Useless and Transparent constructors.

## Implementation

 [simplify-types.sig](#)  [simplify-types.fun](#)

## Details and Notes

This pass must happen before polymorphic equality is implemented because

1. it will make polymorphic equality faster because some types are simpler
2. it removes uses of polymorphic equality that must return true

We must keep track of Transparent constructors whose argument type uses `array` because of datatypes like the following:

```
datatype t = T of t vector
```

Such a datatype has `Cardinality.Many`, but we cannot eliminate the datatype and replace the lhs by the rhs, i.e. we must keep the circularity around.

Must do similar things for `vectors`.

Also, to eliminate as many Transparent constructors as possible, for something like the following,

```
datatype t = T of u array
 and u = U of t vector
```

we (arbitrarily) expand one of the datatypes first. The result will be something like

```
datatype u = U of u array array
```

where all uses of `t` are replaced by `u array`.

---

Last edited on 2006-11-02 17:39:32 by [MatthewFluet](#).

## Sources

We maintain our sources with [Subversion](#). You can [view them on the web](#) or access them with a subversion client. Anonymous read access is available via

```
svn://mlton.org/mlton
```

We use the [standard repository layout](#), so you can check out the latest revision with

```
svn co svn://mlton.org/mlton/trunk mlton
```

Committers (you know who you are) can access via

```
svn+ssh://mlton.org/svnroot/
```

Committers can check out the trunk with

```
svn co svn+ssh://mlton.org/svnroot/mlton/trunk mlton
```

## Commit email

All commits are sent to [MLton-commit@mlton.org](mailto:MLton-commit@mlton.org) ([subscribe](#), [archive](#)), which is only for commit email. Discussion should go to [✉MLton@mlton.org](mailto:MLton@mlton.org).

If the first line of a commit log message begins with "MAIL ", then the commit message will be sent with the subject as the rest of that first line, and will also be sent to [\[mailto:MLton@mlton.org MLton@mlton.org\]](mailto:MLton@mlton.org).

## Changelog

See the [changelog](#) for a list of changes and bug fixes.

## CVS

Prior to 20050730, we used CVS. We left the CVS server up until 20060809, at which point it was taken down.

---

Last edited on 2007-08-10 19:45:16 by [MatthewFluet](#).

# SpaceSafety

Informally, space safety is a property of a language implementation that asymptotically bounds the space used by a running program.

## References

- Chapter 12 of [Appel92](#)
- [Clinger98](#)

---

Last edited on 2007-07-14 14:05:22 by [VesaKarvonen](#).

# Stabilizers

## Installation

- Stabilizers currently require the MLton sources, this should be fixed by the next release

## License

- Stabilizers are released under the MLton License

## Instructions

- Download and build a source copy of MLton
- Extract the tar.gz file attached to this wiki page
- Some examples are provided in the "examples/" sub directory, more examples will be added to this page in the following week

## Bug reports / Suggestions

- Please send any errors you encounter to schatzp and lziarek at cs.purdue.edu
- We are looking to expand the usability of stabilizers
- Please send any suggestions and desired functionality to the above email addresses

## Note

- This is an alpha release. We expect to have another release shortly with added functionality soon
- More documentation, such as signatures and descriptions of functionality, will be forthcoming

## Documentation

```
signature STABLE =
sig
 type checkpoint

 val stable: ('a -> 'b) -> ('a -> 'b)
 val stabilize: unit -> 'a

 val stableCP: (('a -> 'b) * (unit -> unit)) ->
 (('a -> 'b) * checkpoint)
 val stabilizeCP: checkpoint -> unit

 val unmonitoredAssign: ('a ref * 'a) -> unit
 val monitoredAssign: ('a ref * 'a) -> unit
end
```

Stable provides functions to manage stable sections.

- type checkpoint  
handle used to stabilize contexts other than the current one.

- `stable f`  
returns a function identical to `f` that will execute within a stable section.
- `stabilize ()`  
unrolls the effects made up to the current context to at least the nearest enclosing `{{stable}}` section. These effects may have propagated to other threads, so all affected threads are returned to a globally consistent previous state. The return is undefined because control cannot resume after `stabilize` is called.
- `stableCP (f, comp)`  
returns a function `f'` and checkpoint tag `cp`. Function `f'` is identical to `f` but when applied will execute within a stable section. `comp` will be executed if `f'` is later stabilized. `cp` is used by `stabilizeCP` to stabilize a given checkpoint.
- `stabilizeCP cp`  
same as `stabilize` except that the (possibly current) checkpoint to stabilize is provided.
- `unmonitoredAssign (r, v)`  
standard assignment (`:=`). The version of CML distributed rebinds `:=` to a monitored version so interesting effects can be recorded.
- `monitoredAssign (r, v)`  
the assignment operator that should be used in programs that use stabilizers. `:=` is rebound to this by including CML.

## Download

- [!\[\]\(48a7667d09d5a06397e047ee4537bb6f\_img.jpg\) `stabilizers\_alpha\_2006-10-09.tar.gz`](#)

## Also see

- [ZiarekEtAl06](#)

---

Last edited on 2007-08-23 04:40:21 by [MatthewFluet](#).



# StandardML

Standard ML (SML) is a programming language that combines excellent support for rapid prototyping, modularity, and development of large programs, with performance approaching that of C.

## SML Resources

- [Tutorials](#)
- [Books](#)
- [Implementations](#)
- [SML web search](#) from Google Co-op

## Aspects of SML

- [DefineTypeBeforeUse](#)
- [EqualityType](#)
- [EqualityTypeVariable](#)
- [GenerativeDatatype](#)
- [GenerativeException](#)
- [Identifier](#)
- [OperatorPrecedence](#)
- [Overloading](#)
- [PolymorphicEquality](#)
- [ValueRestriction](#)

## Using SML

- [Fixpoints](#)
- [ForLoops](#)
- [FunctionalRecordUpdate](#)
- [InfixingOperators](#)
- [Lazy](#)
- [ObjectOrientedProgramming](#)
- [OptionalArguments](#)
- [Printf](#)
- [PropertyList](#)
- [ReturnStatement](#)
- [Serialization](#)
- [StandardMLGotchas](#)
- [StyleGuide](#)
- [TipsForWritingConciseSML](#)
- [TypeVariableScope](#)
- [UniversalType](#)

## Programming in SML

- [Emacs](#)
- [Enscript](#)

## Notes

- [History of SML](#)
- [Regions](#)

## Related Languages

- [Alice](#)
- [OCaml](#)

---

Last edited on 2007-07-08 22:31:15 by [MatthewFluet](#).

# StandardMLBooks

## Introductory Books

- [Elements of ML Programming](#)
- [ML For the Working Programmer](#)
- [Introduction to Programming using SML](#)
- [The Little MLer](#)

## Applications

- [Unix System Programming with Standard ML](#)

## Reference Books

- [The Standard ML Basis Library](#)
- [The Definition of Standard ML \(Revised\)](#)

## Related Topics

- [Concurrent Programming in ML](#)
- [Purely Functional Data Structures](#)

---

Last edited on 2005-05-19 19:50:12 by [StephenWeeks](#).

# StandardMLGotchas

This page contains brief explanations of some recurring sources of confusion and problems that SML newbies encounter.

Many confusions about the syntax of SML seem to arise from the use of an interactive REPL (Read-Eval Print Loop) while trying to learn the basics of the language. While writing your first SML programs, you should keep the source code of your programs in a form that is accepted by an SML compiler as a whole.

## The `and` keyword

It is a common mistake to misuse the `and` keyword or to not know how to introduce mutually recursive definitions. The purpose of the `and` keyword is to introduce mutually recursive definitions of functions and datatypes. For example,

```
fun isEven 0w0 = true
 | isEven 0w1 = false
 | isEven n = isOdd (n-0w1)
and isOdd 0w0 = false
 | isOdd 0w1 = true
 | isOdd n = isEven (n-0w1)
```

and

```
datatype decl = VAL of id * pat * expr
 (* / ... *)
and expr = LET of decl * expr
 (* / ... *)
```

You can also use `and` as a shorthand in a couple of other places, but it is not necessary.

## Constructed patterns

It is a common mistake to forget to parenthesize constructed patterns in `fun` bindings. Consider the following invalid definition:

```
fun length nil = 0
 | length h :: t = 1 + length t
```

The pattern `h :: t` needs to be parenthesized:

```
fun length nil = 0
 | length (h :: t) = 1 + length t
```

The parentheses are needed, because a `fun` definition may have multiple consecutive constructed patterns through currying.

The same applies to nonfix constructors. For example, the parentheses in

```
fun valOf NONE = raise Option
 | valOf (SOME x) = x
```

are required. However, the outermost constructed pattern in a `fn` or `case` expression need not be parenthesized, because in those cases there is always just one constructed pattern. So, both

```
val valOf = fn NONE => raise Option
 | SOME x => x
```

and

```
fun valOf x = case x of
 NONE => raise Option
 | SOME x => x
```

are fine.

## Declarations and expressions

It is a common mistake to confuse expressions and declarations. Normally an SML source file should only contain declarations. The following are declarations:

```
datatype dt = ...
fun f ... = ...
functor Fn (...) = ...
infix ...
infixr ...
local ... in ... end
nonfix ...
open ...
signature SIG = ...
structure Struct = ...
type t = ...
val v = ...
```

Note that

```
let ... in ... end
```

isn't a declaration.

To specify a side-effecting computation in a source file, you can write:

```
val () = ...
```

## Equality types

SML has a fairly intricate built-in notion of equality. See [EqualityType](#) and [EqualityTypeVariable](#) for a thorough discussion.

## Nested cases

It is a common mistake to write nested case expressions without the necessary parentheses. See [UnresolvedBugs](#) for a discussion.

**(op \*)**

It used to be a common mistake to parenthesize `op *` as `(op *)`. Before SML'97, `*` was considered a comment terminator in SML and caused a syntax error. At the time of writing, [SML/NJ](#) still rejects the code. An extra space may be used for portability: `(op *)`. However, parenthesizing `op` is redundant, even though it is a widely used convention.

**Overloading**

A number of standard operators (`+`, `-`, `~`, `*`, `<`, `>`, ...) and numeric constants are overloaded for some of the numeric types (`int`, `real`, `word`). It is a common surprise that definitions using overloaded operators such as

```
fun min (x, y) = if y < x then y else x
```

are not overloaded themselves. SML doesn't really support (user-defined) overloading or other forms of ad hoc polymorphism. In cases such as the above where the context doesn't resolve the overloading, expressions using overloaded operators or constants get assigned a default type. The above definition gets the type

```
val min : int * int -> int
```

See [Overloading](#) and [TypeIndexedValues](#) for further discussion.

**Semicolons**

It is a common mistake to use redundant semicolons in SML code. This is probably caused by the fact that in an SML REPL, a semicolon (and enter) is used to signal the REPL that it should evaluate the preceding chunk of code as a unit. In SML source files, semicolons are really needed in only two places. Namely, in expressions of the form

```
(exp ; ... ; exp)
```

and

```
let ... in exp ; ... ; exp end
```

Note that semicolons act as expression (or declaration) separators rather than as terminators.

**Stale bindings****Unresolved records****Value restriction**

See [ValueRestriction](#).

**Type Variable Scope**

See [TypeVariableScope](#).

---

Last edited on 2007-08-23 04:25:03 by [MatthewFluet](#).

# StandardMLHistory

Standard ML grew out of ML in the early 1980s.

For an excellent overview of SML's history, see Appendix F of the Definition.

For an overview if its history before 1982, see How ML Evolved.

---

Last edited on 2005-06-20 21:44:44 by StephenWeeks.

# StandardMLImplementations

There are a number of implementations of Standard ML, from interpreters, to byte-code compilers, to incremental compilers, to whole-program compilers.

- [HaMLet](#)
- [ML Kit](#)
- [MLton](#)
- [Moscow ML](#)
- [Poly/ML](#)
- [Poplog](#)
- [SML#](#)
- [SML/NJ](#)
- [SML.NET](#)
- [TILT](#)

## Not Actively Maintained

- [!\[\]\(750841ae7100dc832cb0a4b3af4492f3\_img.jpg\) Edinburgh ML](#)
- [MLj](#)
- [MLWorks](#)
- [!\[\]\(78e449f8a1164b81ecbd00cd97498e27\_img.jpg\) TIL](#)

---

Last edited on 2006-10-26 20:01:45 by [StephenWeeks](#).



## StandardMLPortability

Technically, SML'97 as defined in the [Definition](#) requires only a minimal initial basis, which, while including the types `int`, `real`, `char`, and `string`, need have no operations on those base types. Hence, the only observable output of an SML'97 program is termination or raising an exception. Most SML compilers should agree there, to the degree each agrees with the Definition. See [UnresolvedBugs](#) for MLton's very few corner cases.

Realistically, a program needs to make use of the [Basis Library](#). Within the Basis Library, there are numerous places where the behavior is implementation dependent. For a trivial example:

```
val _ = valOf (Int.maxInt)
```

may either raise the `Option` exception (if `Int.maxInt == NONE`) or may terminate normally. The default `Int/Real/Word` sizes are the biggest implementation dependent aspect; so, one implementation may raise `Overflow` while another can accommodate the result. Also, maximum array and vector lengths are implementation dependent. Interfacing with the operating system is a bit murky, and implementations surely differ in handling of errors there.

---

Last edited on 2005-12-02 04:25:49 by [StephenWeeks](#).

## StandardMLTutorials

-  [A Gentle Introduction to ML](#). Andrew Cummings.
-  [Programming in Standard ML '97: An Online Tutorial](#). Stephen Gilmore.
-  [Programming in Standard ML](#). Robert Harper.
-  [Essentials of Standard ML Modules](#). Mads Tofte.

---

Last edited on 2005-05-10 15:17:53 by [StephenWeeks](#).

# StephenWeeks

I live in the New York City area and work at [!\[\]\(4729e517bc6a7cd81c8025b9646574fb\_img.jpg\) Jane Street Capital](#).

My [!\[\]\(cbe80b694ebd74fcfe136a095b608235\_img.jpg\) home page](#).

You can email me at [sweeks@sweeks.com](mailto:sweeks@sweeks.com).

---

Last edited on 2007-05-17 01:40:45 by [StephenWeeks](#).


# StyleGuide

These conventions are chosen so that inertia is towards modularity, code reuse and finding bugs early, *not* to save typing.

- SyntacticConventions
- 

Last edited on 2004-11-14 23:23:24 by StephenWeeks.

# Subversion

 Subversion is a version control system designed to replace CVS. The MLton project uses Subversion to maintain its source code.

-  Version Control with Subversion, a free online book

---

Last edited on 2007-08-10 19:45:51 by MatthewFluet.

# SuccessorML

The purpose of  successor ML, or sML for short, is to provide a vehicle for the continued evolution of ML, using Standard ML as a starting point. The intention is for successor ML to be a living, evolving dialect of ML that is responsive to community needs and advances in language design, implementation, and semantics.

---

Last edited on 2007-07-08 22:53:36 by MatthewFluet.

## SureshJagannathan

I am an Associate Professor at the [Department of Computer Science](#) at Purdue University. My research focus is in programming language design and implementation, concurrency, and distributed systems. I am interested in various aspects of MLton, mostly related to (in no particular order): (1) control-flow analysis (2) representation strategies (e.g., flattening), (3) IR formats, and (4) extensions for distributed programming.

Please see my [Home page](#) for more details.

---

Last edited on 2004-11-20 21:09:49 by [SureshJagannathan](#).

# Survey

The 2005 MLton Survey is closed. Please check this space in January 2006 for our next survey. Thanks to all who responded.

---

Last edited on 2005-02-07 01:08:25 by StephenWeeks.



# SurveyDone

Success. Thank you for submitting a survey.

---

Last edited on 2005-01-05 19:41:21 by StephenWeeks.

## Swerve

 Swerve is an HTTP server written in SML, originally developed with SML/NJ. [RayRacine](#) ported Swerve to MLton in January 2005.

 [download the port](#)

Excerpt from the included README:

*Total testing of this port consisted of a successful compile, startup, and serving one html page with one gif image. Given that the original code was thoroughly designed and implemented in a thoughtful manner and I expect it is quite usable modulo a few minor bugs introduced by my porting effort.*

Swerve is described in [Shipman02](#).

---

Last edited on 2006-11-15 01:50:36 by [StephenWeeks](#).

# SyntacticConventions

Here are a number of syntactic conventions useful for programming in SML.

1. General
2. Identifiers
3. Types
4. Core
5. Signatures
6. Structures
7. Functors

## General

- A line of code never exceeds 80 columns.
- Only split a syntactic entity across multiple lines if it doesn't fit on one line within 80 columns.
- Use alphabetical order wherever possible.
- Avoid redundant parentheses.
- When using `:`, there is no space before the colon, and a single space after it.

## Identifiers

- Variables, record labels and type constructors begin with and use small letters, using capital letters to separate words.

```
cost
maxValue
```

- Variables that represent collections of objects (lists, arrays, vectors, ...) are often suffixed with an `s`.

```
xs
employees
```

- Constructors, structure identifiers, and functor identifiers begin with a capital letter.

```
Queue
LinkedList
```

- Signature identifiers are in all capitals, using `_` to separate words.

```
LIST
BINARY_HEAP
```

## Types

- Alphabetize record labels. In a record type, there are spaces after colons and commas, but not before colons or commas, or at the delimiters `{` and `}`.

```
{bar: int, foo: int}
```

- Only split a record type across multiple lines if it doesn't fit on one line. If a record type must be split over multiple lines, put one field per line.

```
{bar: int,
 foo: real * real,
```

```
zoo: bool}
```

- In a tuple type, there are spaces before and after each `*`.

```
int * bool * real
```

- Only split a tuple type across multiple lines if it doesn't fit on one line. In a tuple type split over multiple lines, there is one type per line, and the `*`s go at the beginning of the lines.

```
int
* bool
* real
```

It may also be useful to parenthesize to make the grouping more apparent.

```
(int
 * bool
 * real)
```

- In an arrow type split over multiple lines, put the arrow at the beginning of its line.

```
int * real
-> bool
```

It may also be useful to parenthesize to make the grouping more apparent.

```
(int * real
 -> bool)
```

- Avoid redundant parentheses.
  - ◆ Arrow types associate to the right, so write

```
a -> b -> c
```

not

```
a -> (b -> c)
```

- ◆ Type constructor application associates to the left, so write

```
int ref list
```

not

```
(int ref) list
```

- ◆ Type constructor application binds more tightly than a tuple type, so write

```
int list * bool list
```

not

```
(int list) * (bool list)
```

- ◆ Tuple types bind more tightly than arrow types, so write

```
int * bool -> real
```

not

```
(int * bool) -> real
```

## Core

- A core expression or declaration split over multiple lines does not contain any blank lines.
- A record field selector has no space between the # and the record label. So, write

```
#foo
```

```
not
```

```
foo
```

- A tuple has a space after each comma, but not before, and not at the delimiters ( ).

```
(e1, e2, e3)
```

- A tuple split over multiple lines has one element per line, and the commas go at the end of the lines.

```
(e1,
 e2,
 e3)
```

- A list has a space after each comma, but not before, and not at the delimiters [ ].

```
[e1, e2, e3]
```

- A list split over multiple lines has one element per line, and the commas at the end of the lines.

```
[e1,
 e2,
 e3]
```

- A record has spaces before and after =, a space after each comma, and no space at the delimiters. Field names appear in alphabetical order.

```
{bar = 13, foo = true}
```

- A sequence expression has a space after each semicolon, but not before.

```
(e1; e2; e3)
```

- A sequence expression split over multiple lines has one expression per line, and the semicolons at the beginning of lines. Lisp and Scheme programmers may find this hard to read at first.

```
(e1
 ; e2
 ; e3)
```

*Rationale:* this makes it easy to visually spot the beginning of each expression, which becomes more valuable as the expressions themselves are split across multiple lines.

- An application expression has a space between the function and the argument. There are no parens unless the argument is a tuple (in which case the parens are really part of the tuple, not the application).

```
f a
f (a1, a2, a3)
```

- Avoid redundant parentheses. Application associates to left, so write

```
f a1 a2 a3
```

```
not
```

```
((f a1) a2) a3
```

- Infix operators have a space before and after the operator.

```
x + y
x * y - z
```

- Avoid redundant parentheses. Use OperatorPrecedence. So, write

```
x + y * z
```

```
not
```

```
x + (y * z)
```

- An `andalso` expression split over multiple lines has the `andalso` at the beginning of subsequent lines.

```
e1
andalso e2
andalso e3
```

- A `case` expression is indented as follows

```
case e1 of
 p1 => e1
 | p2 => e2
 | p3 => e3
```

- A `datatype`'s constructors are alphabetized.

```
datatype t = A | B | C
```

- A `datatype` declaration has a space before and after each `|`.

```
datatype t = A | B of int | C
```

- A `datatype` split over multiple lines has one constructor per line, with the `|` at the beginning of lines and the constructors beginning 3 columns to the right of the `datatype`.

```
datatype t =
 A
 | B
 | C
```

- A `fun` declaration may start its body on the subsequent line, indented 3 spaces.

```
fun f x y =
 let
 val z = x + y + z
 in
 z
 end
```

- An `if` expression is indented as follows.

```
if e1
 then e2
else e3
```

- A sequence of `if-then-elses` is indented as follows.

```
if e1
 then e2
else if e3
 then e4
```

```

else if e5
 then e6
else e7

```

- A `let` expression has the `let`, `in`, and `end` on their own lines, starting in the same column. Declarations and the body are indented 3 spaces.

```

let
 val x = 13
 val y = 14
in
 x + y
end

```

- A `local` declaration has the `local`, `in`, and `end` on their own lines, starting in the same column. Declarations are indented 3 spaces.

```

local
 val x = 13
in
 val y = x
end

```

- An `orelse` expression split over multiple lines has the `orelse` at the beginning of subsequent lines.

```

e1
orelse e2
orelse e3

```

- A `val` declaration has a space before and after the `=`.

```

val p = e

```

- A `val` declaration can start the expression on the subsequent line, indented 3 spaces.

```

val p =
 if e1 then e2 else e3

```

## Signatures

- A signature declaration is indented as follows.

```

signature FOO =
 sig
 val x: int
 end

```

- A `val` specification has a space after the colon, but not before.

```

val x: int

```

*Exception:* in the case of operators (like `+`), there is a space before the colon to avoid lexing the colon as part of the operator.

```

val + : t * t -> t

```

- Alphabetize specifications in signatures.

```

sig
 val x: int
 val y: bool

```

end

## Structures

- A `structure` declaration has a space on both sides of the `=`.

```
structure Foo = Bar
```

- A `structure` declaration split over multiple lines is indented as follows.

```
structure S =
 struct
 val x = 13
 end
```

- Declarations in a `struct` are separated by blank lines.

```
struct
 val x =
 let
 y = 13
 in
 y + 1
 end

 val z = 14
end
```

## Functors

- A `functor` declaration has spaces after each `:` (or `:>`) but not before, and a space before and after the `=`. It is indented as follows

```
functor Foo (S: FOO_ARG): FOO =
 struct
 val x = S.x
 end
```

*Exception:* a functor declaration in a file to itself can omit the indentation to save horizontal space.

```
functor Foo (S: FOO_ARG): FOO =
struct

val x = S.x

end
```

In this case, there should be a blank line after the `struct` and before the `end`.

---

Last edited on 2006-08-24 23:26:33 by [MichaelNorrish](#).



# SystemInfo

**Python Version**

2.3.5 (#2, Sep 4 2005, 22:01:42) [GCC 3.3.5 (Debian 1:3.3.5-13)]

**MoinMoin Version**

Release 1.2.3 [Revision 1.186]

**Number of pages**

349

**Number of system pages**

2

**Number of backup versions**

2186

**Accumulated page sizes**

794856

**Entries in edit log**

2817 (279573 bytes)

**Event log**

104110984 bytes

**Global extension macros**

AbandonedPages, BR, FootNote, Form, FullSearch, GetText, Include, Navigation, OrphanedPages, PageHits, PageSize, RandomPage, RandomQuote, RecentChanges, ShowSmileys, StatsChart, SystemAdmin, TableOfContents, TeudView, WantedPages

**Local extension macros**

Cite, Div, DownloadSVN, Form, Improvement, IncludeSVN, Input, Span, TextArea, ViewCVS, ViewCVSDir, ViewSVN, ViewSVNDir, ViewSVNRev

**Global extension actions**

AttachFile, DeletePage, LikePages, LocalSiteMap, RenamePage, SpellCheck, links, rss\_rc, titleindex

**Local extension actions**

AllLinks

**Installed processors**

CSV, Colorize

---

Last edited on 2004-10-26 01:42:46 by [StephenWeeks](#).

# TILT

 TILT is a Standard ML Compiler.

---

Last edited on 2006-08-18 18:34:10 by StephenWeeks.

# Talk

## The MLton Standard ML Compiler

Henry Cejtin, Matthew Fluet, Suresh Jagannathan, Stephen Weeks

[Next](#)

---

Last edited on 2004-12-01 16:48:10 by [MatthewFluet](#).

# TalkDiveIn

## Dive In

- to [Development](#)
- to [Documentation](#)
- to [!\[\]\(cdf2842d82858164c68c92720a337fb9\_img.jpg\)Download](#)

[Prev](#)

---

Last edited on 2005-11-14 23:13:23 by [MatthewFluet](#).

# TalkFolkLore

## Folk Lore

- Defunctorization and monomorphisation are feasible
- Global control-flow analysis is feasible
- Early closure conversion is feasible

[Prev](#)

[Next](#)

---

Last edited on 2004-12-01 18:35:55 by [MatthewFluet](#).

# TalkFromSMLTo

## From Standard ML to S-T F-O IL

- What issues arise when translating from Standard ML into an intermediate language?

[Prev](#)

[Next](#)

---

Last edited on 2004-12-01 18:39:02 by [MatthewFluet](#).

# TalkHowHigherOrder

## Higher-order Functions

- How does one represent SML's higher-order functions?
- MLton's answer: defunctionalize

[Prev](#)[Next](#)

See [ClosureConvert](#).

---

Last edited on 2004-12-01 18:36:01 by [MatthewFluet](#).

# TalkHowModules

## Modules

- How does one represent SML's modules?
- MLton's answer: defunctorize

[Prev](#)

[Next](#)

See [Elaborate](#).

---

Last edited on 2004-12-01 18:36:07 by [MatthewFluet](#).



# TalkHowPolymorphism

## Polymorphism

- How does one represent SML's polymorphism?
- MLton's answer: monomorphise

[Prev](#)

[Next](#)

See [Monomorphise](#).

---

Last edited on 2004-12-01 18:36:12 by [MatthewFluet](#).

# TalkMLtonApproach

## MLton's Approach

- whole-program optimization using a simply-typed, first-order intermediate language
- ensures programs are not penalized for exploiting abstraction and modularity

[Prev](#)

[Next](#)

---

Last edited on 2004-12-01 18:36:17 by [MatthewFluet](#).

# TalkMLtonFeatures

## MLton Features

- Supports full Standard ML language and Basis Library
- Generates standalone executables
- Extensions
  - ◆ Foreign function interface (SML to C, C to SML)
  - ◆ ML Basis system for programming in the very large
  - ◆ Extension libraries

[Prev](#)

[Next](#)

See [Features](#).

---

Last edited on 2005-01-28 21:49:50 by [MatthewFluet](#).

# TalkMLtonHistory

## MLton History

|            |                                                               |
|------------|---------------------------------------------------------------|
| April 1997 | Stephen Weeks wrote a defunctorizer for SML/NJ                |
| Aug. 1997  | Begin independent compiler ( <code>smlc</code> )              |
| Oct. 1997  | Monomorphiser                                                 |
| Nov. 1997  | Polyvariant higher-order control-flow analysis (10,000 lines) |
| March 1999 | First release of MLton (48,006 lines)                         |
| Jan. 2002  | MLton at 102,541 lines                                        |
| Jan. 2003  | MLton at 112,204 lines                                        |
| Jan. 2004  | MLton at 122,299 lines                                        |
| Nov. 2004  | MLton at 141,311 lines                                        |

[Prev](#)[Next](#)

See [History](#).

---

Last edited on 2004-12-01 18:42:32 by [MatthewFluet](#).

# TalkStandardML

## Standard ML

- a high-level language makes
  - ◆ a programmer's life easier
  - ◆ a compiler writer's life harder
- perceived overheads of features discourage their use
  - ◆ higher-order functions
  - ◆ polymorphic datatypes
  - ◆ separate modules

[Prev](#)

[Next](#)

Also see [Standard ML](#).

---

Last edited on 2005-01-18 15:02:29 by [MatthewFluet](#).

# TalkTemplate

## Title

- Bullet
- Bullet

[Prev](#)

[Next](#)

---

Last edited on 2004-12-01 18:59:26 by [MatthewFluet](#).

# TalkWholeProgram

## Whole Program Compiler

- Each of these techniques requires whole-program analysis
- But, additional benefits:
  - ◆ eliminate (some) variability in programming styles
  - ◆ specialize representations
  - ◆ simplifies and improves runtime system

[Prev](#)

[Next](#)

---

Last edited on 2007-08-15 22:07:28 by [MatthewFluet](#).

# TipsForWritingConciseSML

SML is a rich enough language that there are often several ways to express things. This page contains miscellaneous tips (ideas not rules) for writing concise SML. The metric that we are interested in here is the number of tokens or words (rather than the number of lines, for example).

## Datatypes in Signatures

A seemingly frequent source of repetition in SML is that of datatype definitions in signatures and structures. Actually, it isn't repetition at all. A datatype specification in a signature, such as,

```
signature EXP = sig
 datatype exp = Fn of id * exp | App of exp * exp | Var of id
end
```

is just a specification of a datatype that may be matched by multiple (albeit identical) datatype declarations. For example, in

```
structure AnExp : EXP = struct
 datatype exp = Fn of id * exp | App of exp * exp | Var of id
end

structure AnotherExp : EXP = struct
 datatype exp = Fn of id * exp | App of exp * exp | Var of id
end
```

the types `AnExp.exp` and `AnotherExp.exp` are two distinct types. If such generativity isn't desired or needed, you can avoid the repetition:

```
structure Exp = struct
 datatype exp = Fn of id * exp | App of exp * exp | Var of id
end

signature EXP = sig
 datatype exp = datatype Exp.exp
end

structure Exp : EXP = struct
 open Exp
end
```

Keep in mind that this isn't semantically equivalent to the original.

## Clausal Function Definitions

The syntax of clausal function definitions is rather repetitive. For example,

```
fun isSome NONE = false
 | isSome (SOME _) = true
```

is more verbose than

```
val isSome =
 fn NONE => false
```



```
| SOME _ => true
```

For recursive functions the break-even point is one clause higher. For example,

```
fun fib 0 = 0
 | fib 1 = 1
 | fib n = fib (n-1) + fib (n-2)
```

isn't less verbose than

```
val rec fib =
 fn 0 => 0
 | 1 => 1
 | n => fib (n-1) + fib (n-2)
```

It is quite often the case that a curried function primarily examines just one of its arguments. Such functions can be written particularly concisely by making the examined argument last. For example, instead of

```
fun eval (Fn (v, b)) env => ...
 | eval (App (f, a) env) => ...
 | eval (Var v) env => ...
```

consider writing

```
fun eval env =
 fn Fn (v, b) => ...
 | App (f, a) => ...
 | Var v => ...
```

## Parentheses

It is a good idea to avoid using lots of irritating superfluous parentheses. An important rule to know is that prefix function application in SML has higher precedence than any infix operator. For example, the outer parentheses in

```
(square (5 + 1)) + (square (5 * 2))
```

are superfluous.

People trained in other languages often use superfluous parentheses in a number of places. In particular, the parentheses in the following examples are practically always superfluous and are best avoided:

```
if (condition) then ... else ...
while (condition) do ...
```

The same basically applies to case expressions:

```
case (expression) of ...
```

It is not uncommon to match a tuple of two or more values:

```
case (a, b) of
 (A1, B1) => ...
 | (A2, B2) => ...
```

Such case expressions can be written more concisely with an [infix product constructor](#):

```
case a & b of
 A1 & B1 => ...
| A2 & B2 => ...
```

## Conditionals

Repeated sequences of conditionals such as

```
if x < y then ...
else if x = y then ...
else ...
```

can often be written more concisely as case expressions such as

```
case Int.compare (x, y) of
 LESS => ...
| EQUAL => ...
| GREATER => ...
```

For a custom comparison, you would then define an appropriate datatype and a reification function. An alternative to using datatypes is to use dispatch functions


```
comparing (x, y)
{lt = fn () => ...,
 eq = fn () => ...,
 gt = fn () => ...}
```

where

```
fun comparing (x, y) {lt, eq, gt} =
 (case Int.compare (x, y) of
 LESS => lt
 | EQUAL => eq
 | GREATER => gt) ()
```

An advantage is that no datatype definition is needed. A disadvantage is that you can't combine multiple dispatch results easily.

## Command-Query Fusion

Many are familiar with the  [Command-Query Separation Principle](#). Adhering to the principle, a signature for an imperative stack might contain specifications

```
val isEmpty : 'a t -> bool
val pop : 'a t -> 'a
```

and use of a stack would look like

```
if isEmpty stack
then ... pop stack ...
else ...
```

or, when the element needs to be named,

```
if isEmpty stack
then let val elem = pop stack in ... end
else ...
```

For efficiency, correctness, and conciseness, it is often better to combine the query and command and return the result as an option:

```
val pop : 'a t -> 'a option
```

A use of a stack would then look like this:

```
case pop stack of
 NONE => ...
| SOME elem => ...
```

---

Last edited on 2007-02-12 07:34:53 by [VesaKarvonen](#).

# ToMachine

ToMachine is a translation pass from the RSSA IntermediateLanguage to the Machine IntermediateLanguage.

## Description

This pass converts from a RSSA program into a Machine program.

It uses AllocateRegisters, Chunkify, and ParallelMove.

## Implementation

 [backend.sig](#)  [backend.fun](#)

## Details and Notes

Because the MLton runtime system is shared by all codegens, it is most convenient to decide on stack layout *before* any codegen takes over. In particular, we compute all the stack frame info for each RSSA function, including stack size, garbage collector masks for each frame, etc. To do so, the Machine IntermediateLanguage imagines an abstract machine with an infinite number of (pseudo-)registers of every size. A liveness analysis determines, for each variable, whether or not it is live across a point where the runtime system might take over (for example, any garbage collection point) or a non-tail call to another RSSA function. Those that are live go on the stack, while those that aren't live go into psuedo-registers. From this information, we know all we need to about each stack frame. On the downside, nothing further on is allowed to change this stack info; it is set in stone.

---

Last edited on 2006-11-28 21:24:34 by JakeDonham.

# ToRSSA

ToRSSA is a translation pass from the SSA2 IntermediateLanguage to the RSSA IntermediateLanguage.

## Description

This pass converts a SSA2 program into a RSSA program.

It uses PackedRepresentation.

## Implementation

 [ssa-to-rssa.sig](#)  [ssa-to-rssa.fun](#)

## Details and Notes

---

Last edited on 2006-11-02 17:34:03 by MatthewFluet.

# ToSSA2

ToSSA2 is a translation pass from the SSA IntermediateLanguage to the SSA2 IntermediateLanguage.

## Description

This pass is a simple conversion from a SSA program into a SSA2 program.

The only interesting portions of the translation are:

- an SSA `ref` type becomes an object with a single mutable field
- `array`, `vector`, and `ref` are eliminated in favor of `select` and `updates`
- `Case` transfers separate discrimination and constructor argument selects

## Implementation

 [ssa-to-ssa2.sig](#)  [ssa-to-ssa2.fun](#)

## Details and Notes

---

Last edited on 2006-11-02 17:56:30 by MatthewFluet.

# TomMurphy

Tom Murphy VII is a long time MLton user and occasional contributor. He works on programming languages for his PhD work at Carnegie Mellon in Pittsburgh, USA. [AdamGoode](#) lives on the same floor of Wean Hall.

 [Home page](#)

---

Last edited on 2007-01-23 21:57:44 by [TomMurphy](#).

# TrustedGroup

This list of users is for AccessControl.

- HenryCeitin
  - JesperLouisAndersen
  - MatthewFluet
  - StephenWeeks
  - VilleLaurikari
- 

Last edited on 2006-06-10 16:06:57 by StephenWeeks.



# TypeChecking

MLton's type checker follows the [Definition](#) closely, so you may find differences between MLton and other SML compilers that do not follow the Definition so closely. In particular, SML/NJ has many deviations from the Definition -- please see [SMLNJDeviations](#) for those that we are aware of.

In some respects MLton's type checker is more powerful than other SML compilers, so there are programs that MLton accepts that are rejected by some other SML compilers. These kinds of programs fall into a few simple categories.

- MLton resolves flexible record patterns using a larger context than many other SML compilers. For example, MLton accepts the following.

```
fun f {x, ...} = x
val _ = f {x = 13, y = "foo"}
```

- MLton uses as large a context as possible to resolve the type of variables constrained by the value restriction to be monotypes. For example, MLton accepts the following.

```
structure S:
 sig
 val f: int -> int
 end =
 struct
 val f = (fn x => x) (fn y => y)
 end
```

## Type error messages

To aid in the understanding of type errors, MLton's type checker displays type errors differently than other SML compilers. In particular, when two types are different, it is important for the programmer to easily understand why they are different. So, MLton displays only the differences between two types that don't match, using underscores for the parts that match. For example, if a function expects `real * int` but gets `real * real`, the type error message would look like

```
expects: _ * [int]
but got: _ * [real]
```

As another aid to spotting differences, MLton places brackets `[]` around the parts of the types that don't match. A common situation is when a function receives a different number of arguments than it expects, in which case you might see an error like

```
expects: [int * real]
but got: [int * real * string]
```

The brackets make it easy to see that the problem is that the tuples have different numbers of components -- not that the components don't match. Contrast that with a case where a function receives the right number of arguments, but in the wrong order.

```
expects: [int] * [real]
but got: [real] * [int]
```

Here the brackets make it easy to see that the components do not match.

We appreciate feedback on any type error messages that you find confusing, or suggestions you may have for improvements to error messages.

## The shortest/most-recent rule for type names

In a type error message, MLton often has a number of choices in deciding what name to use for a type. For example, in the following type-incorrect program

```
type t = int
fun f (x: t) = x
val _ = f "foo"
```

MLton reports

```
Error: z.sml 3.9.
 Function applied to incorrect argument.
 expects: [t]
 but got: [string]
 in: f "foo"
```

MLton could have reported `expects: [int]` instead of `expects: [t]`. However, MLton uses the shortest/most-recent rule in order to decide what type name to display. This rule means that, at the point of the error, MLton first looks for the shortest name for a type in terms of number of structure identifiers (e.g. `foobar` is shorter than `A.t`). Next, if there are multiple names of the same length, then MLton uses the most recently defined name. It is this tiebreaker that causes MLton to prefer `t` to `int` in the above example.

In signature matching, most recently defined is taken to include all of the definitions introduced by the structure. For example

```
structure S:
 sig
 val x: int
 end =
 struct
 type t = int
 val x = "foo"
 end
```

MLton reports the error message

```
Error: z.sml 2.4.
 Variable type in structure disagrees with signature.
 variable: x
 structure: [string]
 signature: [t]
```

in which the `[t]` refers to the type defined in the structure, since that is more recent than the definition of `int`.

In signatures with type equations, this can be somewhat confusing. For example.

```
structure S:
 sig
 type t
 type u = t
```

```
end =
struct
 type t = int
 type u = char
end
```

MLton reports the error

```
Error: z.sml 2.4.
 Type definition in structure disagrees with signature.
 type: u
 structure: [u]
 signature: [t]
```

This error reflects the fact that the signature requires type `u` to equal `t`, but that in the structure, `u` is defined to be `char`, whose most-recent name is `u`, while the signature requires `u` to be `int`, whose most-recent name is `t`.

---

Last edited on 2007-08-15 22:07:31 by [MatthewFluet](#).

# TypeConstructor

In Standard ML, a type constructor is a function from types to types. Type constructors can be *nullary*, meaning that they take no arguments, as in `char`, `int`, and `real`. Type constructors can be *unary*, meaning that they take one argument, as in `array`, `list`, and `vector`. A program can define a new type constructor in two ways: a `type` definition or a `datatype` declaration. User-defined type constructors can take any number of arguments.

```
datatype t = T of int * real (* 0 arguments *)
type 'a t = 'a * int (* 1 argument *)
datatype ('a, 'b) t = A | B of 'a * 'b (* 2 arguments *)
type ('a, 'b, 'c) t = 'a * ('b -> 'c) (* 3 arguments *)
```

Here are the syntax rules for type constructor application.

- Type constructor application is written in postfix. So, one writes `int list`, not `list int`.
- Unary type constructors drop the parens, so one writes `int list`, not `(int) list`.
- Nullary type constructors drop the argument entirely, so one writes `int`, not `() int`.
- N-ary type constructors use tuple notation; for example, `(int, real) t`.
- Type constructor application associates to the left. So, `int ref list` is the same as `(int ref) list`.

---

Last edited on 2005-12-02 04:26:23 by StephenWeeks.

# TypeIndexedValues

Standard ML does not support ad hoc polymorphism. This presents a challenge to programmers. The problem is that at first glance there seems to be no practical way to implement something like a function for converting a value of any type to a string or a function for computing a hash value for a value of any type. Fortunately there are ways to implement type-indexed values in SML as discussed in [Yang98](#). Various articles such as [Danvy98](#), [Ramsey03](#), [Elsman04](#), [Kennedy04](#), and [Benton05](#) also contain examples of type-indexed values.

**NOTE:** The technique used in the following example uses an early (and somewhat broken) variation of the basic technique used in an experimental generic programming library (see [README](#)) that can be found from the MLton repository. The generic programming library also includes a more advanced generic pretty printing function (see [pretty.sig](#)).

## Example: Converting any SML value to (roughly) SML syntax

Consider the problem of converting any SML value to a textual presentation that matches the syntax of SML as closely as possible. One solution is a type-indexed function that maps a given type to a function that maps any value (of the type) to its textual presentation. A type-indexed function like this can be useful for a variety of purposes. For example, one could use it to show debugging information. We'll call this function "show".

We'll do a fairly complete implementation of show. We do not distinguish infix and nonfix constructors, but that is not an intrinsic property of SML datatypes. We also don't reconstruct a type name for the value, although it would be particularly useful for functional values. To reconstruct type names, some changes would be needed and the reader is encouraged to consider how to do that. A more realistic implementation would use some pretty printing combinators to compute a layout for the result. This should be a relatively easy change (given a suitable pretty printing library). Cyclic values (through references and arrays) do not have a standard textual presentation and it is impossible to convert arbitrary functional values (within SML) to a meaningful textual presentation. Finally, it would also make sense to show sharing of references and arrays. We'll leave these improvements to an actual library implementation.

The following code uses the [fixpoint framework](#) and other utilities from an Extended Basis library (see [README](#)).

## Signature

Let's consider the design of the SHOW signature:

```
infixr -->

signature SHOW = sig
 type 'a t (* complete type-index *)
 type 'a s (* incomplete sum *)
 type ('a, 'k) p (* incomplete product *)
 type u (* tuple or unlabelled product *)
 type l (* record or labelled product *)

 val show : 'a t -> 'a -> string

 (* user-defined types *)
 val inj : ('a -> 'b) -> 'b t -> 'a t

 (* tuples and records *)
```

```

val * : ('a, 'k) p * ('b, 'k) p -> (('a, 'b) product, 'k) p

val U : 'a t -> ('a, u) p
val L : string -> 'a t -> ('a, l) p

val tuple : ('a, u) p -> 'a t
val record : ('a, l) p -> 'a t

(* datatypes *)
val + : 'a s * 'b s -> (('a, 'b) sum) s

val C0 : string -> unit s
val C1 : string -> 'a t -> 'a s

val data : 'a s -> 'a t

val Y : 'a t Tie.t

(* exceptions *)
val exn : exn t
val regExn : (exn -> ('a * 'a s) option) -> unit

(* some built-in type constructors *)
val refc : 'a t -> 'a ref t
val array : 'a t -> 'a array t
val list : 'a t -> 'a list t
val vector : 'a t -> 'a vector t
val --> : 'a t * 'b t -> ('a -> 'b) t

(* some built-in base types *)
val string : string t
val unit : unit t
val bool : bool t
val char : char t
val int : int t
val word : word t
val real : real t
end

```

While some details are shaped by the specific requirements of `show`, there are a number of (design) patterns that translate to other type-indexed values. The former kind of details are mostly shaped by the syntax of SML values that `show` is designed to produce. To this end, abstract types and phantom types are used to distinguish incomplete record, tuple, and datatype type-indices from each other and from complete type-indices. Also, names of record labels and datatype constructors need to be provided by the user.

### Arbitrary user-defined datatypes

Perhaps the most important pattern is how the design supports arbitrary user-defined datatypes. A number of combinators together conspire to provide the functionality. First of all, to support new user-defined types, a combinator taking a conversion function to a previously supported type is provided:

```

val inj : ('a -> 'b) -> 'b t -> 'a t

```

An injection function is sufficient in this case, but in the general case, an embedding with injection and projection functions may be needed.

To support products (tuples and records) a product combinator is provided:

```
val * : ('a, 'k) p * ('b, 'k) p -> (('a, 'b) product, 'k) p
```

The second (phantom) type variable 'k is there to distinguish between labelled and unlabelled products and the type p distinguishes incomplete products from complete type-indices of type  $\tau$ . Most type-indexed values do not need to make such distinctions.

To support sums (datatypes) a sum combinator is provided:

```
val + : 'a s * 'b s -> (('a, 'b) sum) s
```

Again, the purpose of the type s is to distinguish incomplete sums from complete type-indices of type  $\tau$ , which usually isn't necessary.

Finally, to support recursive datatypes, including sets of mutually recursive datatypes, a fixpoint tier is provided:

```
val Y : 'a τ Tie. τ
```

Together these combinators (with the more domain specific combinators U, L, tuple, record, C0, C1, and data) enable one to encode a type-index for any user-defined datatype.

## Exceptions

The `exn` type in SML is a universal type into which all types can be embedded. SML also allows a program to generate new exception variants at run-time. Thus a mechanism is required to register handlers for particular variants:

```
val exn : exn τ
val regExn : (exn -> ('a * 'a s) option) -> unit
```

The universal `exn` type-index then makes use of the registered handlers. The above particular form of handler, which converts an exception value to a value of some type and a type-index for that type (essentially an existential type) is designed to make it convenient to write handlers. To write a handler, one can conveniently reuse existing type-indices:

```
exception Int of int

local
 open Show
in
 val () = regExn (fn Int v => SOME (v, C1"Int" int)
 | _ => NONE)
end
```

Note that a single handler may actually handle an arbitrary number of different exceptions.

## Other types

Some built-in and standard types typically require special treatment due to their special nature. The most important of these are arrays and references, because cyclic data (ignoring closures) and observable sharing can only be constructed through them.

When arrow types are really supported, unlike in this case, they usually need special treatment due to the contravariance of arguments.

Lists and vectors require special treatment in the case of `show`, because of their special syntax. This isn't usually the case.

The set of base types to support also needs to be considered unless one exports an interface for constructing type-indices for entirely new base types.

## Usage

Before going to the implementation, let's look at some examples. For the following examples, we'll assume a structure binding `Show :> SHOW`. If you want to try the examples immediately, just skip forward to the implementation.

To use `show`, one first needs a type-index, which is then given to `show`. To show a list of integers, one would use the type-index `list int`, which has the type `int list Show.t`:

```
val "[3, 1, 4]" =
 let open Show in show (list int) end
 [3, 1, 4]
```

Likewise, to show a list of lists of characters, one would use the type-index `list (list char)`, which has the type `char list list Show.t`:

```
val "[[#\a\"], [#\b\", #\c\"], []]" =
 let open Show in show (list (list char)) end
 [[#\a\"], [#\b\", #\c\"], []]
```

Handling standard types is not particularly interesting. It is more interesting to see how user-defined types can be handled. Although the `option` datatype is a standard type, it requires no special support, so we can treat it as a user-defined type. Options can be encoded easily using a sum:

```
fun option t = let
 open Show
in
 inj (fn NONE => INL ()
 | SOME v => INR v)
 (data (C0"NONE" + C1"SOME" t))
end

val "SOME 5" =
 let open Show in show (option int) end
 (SOME 5)
```

Readers new to type-indexed values might want to type annotate each subexpression of the above example as an exercise. (Use a compiler to check your annotations.)

Using a product, user specified records can be also be encoded easily:

```
val abc = let
 open Show
in
 inj (fn {a, b, c} => a & b & c)
```



```

 (record (L"a" (option int) *
 L"b" real *
 L"c" bool))
end

val "{a = SOME 1, b = 3.0, c = false}" =
 let open Show in show abc end
 {a = SOME 1, b = 3.0, c = false}

```

As you can see, both of the above use `inj` to inject user-defined types to the general purpose sum and product types.

Of particular interest is whether recursive datatypes and cyclic data can be handled. For example, how does one write a type-index for a recursive datatype such as a cyclic graph?

```

datatype 'a graph = VTX of 'a * 'a graph list ref
fun arcs (VTX (_, r)) = r

```

Using the Show combinators, we could first write a new type-index combinator for graph:

```

fun graph a = let
 open Tie Show
in
 fix Y (fn graph_a =>
 inj (fn VTX (x, y) => x & y)
 (data (C1"VTX"
 (tuple (U a *
 U (refc (list graph_a)))))))
end

```

To show a graph with integer labels

```

val a_graph = let
 val a = VTX (1, ref [])
 val b = VTX (2, ref [])
 val c = VTX (3, ref [])
 val d = VTX (4, ref [])
 val e = VTX (5, ref [])
 val f = VTX (6, ref [])
in
 arcs a := [b, d]
 ; arcs b := [c, e]
 ; arcs c := [a, f]
 ; arcs d := [f]
 ; arcs e := [d]
 ; arcs f := [e]
 ; a
end

```

we could then simply write

```

val "VTX (1, ref [VTX (2, ref [VTX (3, ref [VTX (1, %0), \
\VTX (6, ref [VTX (5, ref [VTX (4, ref [VTX (6, %3)]])]) as %3)]), \
\VTX (5, ref [VTX (4, ref [VTX (6, ref [VTX (5, %2)]])]) as %2)], \
\VTX (4, ref [VTX (6, ref [VTX (5, ref [VTX (4, %1)]])]) as %1]) as %0]" =
 let open Show in show (graph int) end
 a_graph

```

There is a subtle gotcha with cyclic data. Consider the following code:

```
exception ExnArray of exn array

val () = let
 open Show
in
 regExn (fn ExnArray a =>
 SOME (a, C1"ExnArray" (array exn))
 | _ => NONE)
end

val a_cycle = let
 val a = Array.fromList [Empty]
in
 Array.update (a, 0, ExnArray a) ; a
end
```

Although the above looks innocent enough, the evaluation of

```
val "[|ExnArray %0|] as %0" =
 let open Show in show (array exn) end
 a_cycle
```

goes into an infinite loop. To avoid this problem, the type-index `array exn` must be evaluated only once, as in the following:

```
val array_exn = let open Show in array exn end

exception ExnArray of exn array

val () = let
 open Show
in
 regExn (fn ExnArray a =>
 SOME (a, C1"ExnArray" array_exn)
 | _ => NONE)
end

val a_cycle = let
 val a = Array.fromList [Empty]
in
 Array.update (a, 0, ExnArray a) ; a
end

val "[|ExnArray %0|] as %0" =
 let open Show in show array_exn end
 a_cycle
```

Cyclic data (excluding closures) in Standard ML can only be constructed imperatively through arrays and references (combined with exceptions or recursive datatypes). Before recursing to a reference or an array, one needs to check whether that reference or array has already been seen before. When `ref` or `array` is called with a type-index, a new cyclicity checker is instantiated.

## Implementation

```

structure SmlSyntax = struct
 local
 structure CV = CharVector and C = Char
 in
 val isSym = Char.contains "!%$#+-/:<=>?@\\~`^|*"

 fun isSymId s = 0 < size s andalso CV.all isSym s

 fun isAlphaNumId s =
 0 < size s
 andalso C.isAlpha (CV.sub (s, 0))
 andalso CV.all (fn c => C.isAlphaNum c
 orelse #"'" = c
 orelse #"_" = c) s

 fun isNumLabel s =
 0 < size s
 andalso #"0" <> CV.sub (s, 0)
 andalso CV.all C.isDigit s

 fun isId s = isAlphaNumId s orelse isSymId s

 fun isLongId s = List.all isId (String.fields (#"." <\ op =) s)

 fun isLabel s = isId s orelse isNumLabel s
 end
end

structure Show :> SHOW = struct
 datatype 'a t = IN of exn list * 'a -> bool * string
 type 'a s = 'a t
 type ('a, 'k) p = 'a t
 type u = unit
 type l = unit

 fun show (IN t) x = #2 (t ([], x))

 (* user-defined types *)
 fun inj inj (IN b) = IN (b o Pair.map (id, inj))

 local
 fun surround pre suf (_, s) = (false, concat [pre, s, suf])
 fun parenthesize x = if #1 x then surround "(" ")" x else x
 fun construct tag =
 (fn (_, s) => (true, concat [tag, " ", s])) o parenthesize
 fun check p m s = if p s then () else raise Fail (m^s)
 in
 (* tuples and records *)
 fun (IN l) * (IN r) =
 IN (fn (rs, a & b) =>
 (false, concat [#2 (l (rs, a)),
 ", ",
 #2 (r (rs, b))]))

 val U = id
 fun L l = (check SmlSyntax.isLabel "Invalid label: " l
 ; fn IN t => IN (surround (l^" = ") "" o t))

```

```

fun tuple (IN t) = IN (surround "(" ")" o t)
fun record (IN t) = IN (surround "{" "}" o t)

(* datatypes *)
fun (IN l) + (IN r) = IN (fn (rs, INL a) => l (rs, a)
 | (rs, INR b) => r (rs, b))

fun C0 c = (check SmlSyntax.isId "Invalid constructor: " c
 ; IN (const (false, c)))
fun C1 c (IN t) = (check SmlSyntax.isId "Invalid constructor: " c
 ; IN (construct c o t))

val data = id

fun Y ? = Tie.iso Tie.function (fn IN x => x, IN) ?

(* exceptions *)
local
 val handlers = ref ([] : (exn -> unit t option) list)
in
 val exn = IN (fn (rs, e) => let
 fun lp [] =
 C0(concat ["<exn:",
 General.exnName e,
 ">"])
 | lp (f::fs) =
 case f e
 of NONE => lp fs
 | SOME t => t
 val IN f = lp (!handlers)
 in
 f (rs, ())
 end)
 fun regExn f =
 handlers := (Option.map
 (fn (x, IN f) =>
 IN (fn (rs, ()) =>
 f (rs, x))) o f)
 :: !handlers
end

(* some built-in type constructors *)
local
 fun cyclic (IN t) = let
 exception E of 'a * bool ref
 in
 IN (fn (rs, v : 'a) => let
 val idx = Int.toString o length
 fun lp (E (v', c)::rs) =
 if v' <> v then lp rs
 else (c := false ; (false, "%" ^ idx rs))
 | lp (_::rs) = lp rs
 | lp [] = let
 val c = ref true
 val r = t (E (v, c)::rs, v)
 in
 if !c then r
 else surround "" (" as %" ^ idx rs) r
 end
 in
 lp rs
 end
 end

```

```

 end)
 end

 fun aggregate pre suf toList (IN t) =
 IN (surround pre suf o
 (fn (rs, a) =>
 (false,
 String.concatWith
 ", "
 (map (#2 o curry t rs)
 (toList a)))))

 in
 fun refc ? = (cyclic o inj ! o C1"ref") ?
 fun array ? = (cyclic o aggregate "[|" "|]" (Array.foldr op:: [])) ?
 fun list ? = aggregate "[" "]" id ?
 fun vector ? = aggregate "#[" "]" (Vector.foldr op:: []) ?
 end

 fun (IN _) --> (IN _) = IN (const (false, "<fn>"))

 (* some built-in base types *)
 local
 fun mk toS = (fn x => (false, x)) o toS o (fn (_, x) => x)
 in
 val string =
 IN (surround "\"\" \"\"\" o mk (String.translate Char.toString))
 val unit = IN (mk (fn () => "()"))
 val bool = IN (mk Bool.toString)
 val char = IN (surround "#\" \"\"\" o mk Char.toString)
 val int = IN (mk Int.toString)
 val word = IN (surround "Owx" "" o mk Word.toString)
 val real = IN (mk Real.toString)
 end
end
end

(* Handlers for standard top-level exceptions *)
val () = let
 open Show
 fun E0 name = SOME ((), C0 name)
in
 regExn (fn Bind => E0"Bind"
 | Chr => E0"Chr"
 | Div => E0"Div"
 | Domain => E0"Domain"
 | Empty => E0"Empty"
 | Match => E0"Match"
 | Option => E0"Option"
 | Overflow => E0"Overflow"
 | Size => E0"Size"
 | Span => E0"Span"
 | Subscript => E0"Subscript"
 | _ => NONE)
 ; regExn (fn Fail s => SOME (s, C1"Fail" string)
 | _ => NONE)
end

```

---

Last edited on 2007-08-26 02:10:40 by [VesaKarvonen](#).

# TypeVariableScope

In Standard ML, every type variable is *scoped* (or bound) at a particular point in the program. A type variable can be either implicitly scoped or explicitly scoped. For example, 'a is implicitly scoped in

```
val id: 'a -> 'a = fn x => x
```

and is implicitly scoped in

```
val id = fn x: 'a => x
```

On the other hand, 'a is explicitly scoped in

```
val 'a id: 'a -> 'a = fn x => x
```

and is explicitly scoped in

```
val 'a id = fn x: 'a => x
```

A type variable can be scoped at a `val` or `fun` declaration. An SML type checker performs scope inference on each top-level declaration to determine the scope of each implicitly scoped type variable. After scope inference, every type variable is scoped at exactly one enclosing `val` or `fun` declaration. Scope inference shows that the first and second example above are equivalent to the third and fourth example, respectively.

Section 4.6 of the Definition specifies precisely the scope of an implicitly scoped type variable. A free occurrence of a type variable 'a in a declaration d is said to be *unguarded* in d if 'a is not part of a smaller declaration. A type variable 'a is implicitly scoped at d if 'a is unguarded in d and 'a does not occur unguarded in any declaration containing d.

## Scope inference examples

- In this example,

```
val id: 'a -> 'a = fn x => x
```

'a is unguarded in `val id` and does not occur unguarded in any containing declaration. Hence, 'a is scoped at `val id` and the declaration is equivalent to the following.

```
val 'a id: 'a -> 'a = fn x => x
```

- In this example,

```
val f = fn x => let exception E of 'a in E x end
```

'a is unguarded in `val f` and does not occur unguarded in any containing declaration. Hence, 'a is scoped at `val f` and the declaration is equivalent to the following.

```
val 'a f = fn x => let exception E of 'a in E x end
```

- In this example (taken from the Definition),

```
val x: int -> int = let val id: 'a -> 'a = fn z => z in id id end
```

'a occurs unguarded in `val id`, but not in `val x`. Hence, 'a is implicitly scoped at `val id`, and the declaration is equivalent to the following.

```
val x: int -> int = let val 'a id: 'a -> 'a = fn z => z in id id end
```

- In this example,

```
val f = (fn x: 'a => x) (fn y => y)
```

'a occurs unguarded in `val f` and does not occur unguarded in any containing declaration. Hence, 'a is implicitly scoped at `val f`, and the declaration is equivalent to the following.

```
val 'a f = (fn x: 'a => x) (fn y => y)
```

This does not type check due to the ValueRestriction.

- In this example,

```
fun f x =
 let
 fun g (y: 'a) = if true then x else y
 in
 g x
 end
```

'a occurs unguarded in `fun g`, not in `fun f`. Hence, 'a is implicitly scoped at `fun g`, and the declaration is equivalent to

```
fun f x =
 let
 fun 'a g (y: 'a) = if true then x else y
 in
 g x
 end
```

This fails to type check because `x` and `y` must have the same type, and hence 'a can not be generalized at `fun g`. MLton reports

```
Error: scope.sml 3.7.
Unable to generalize 'a.
in: fun 'a g ((y): 'a) = (if true then x else y)
```

This problem could be fixed either by adding an explicit type constraint, as in `fun f (x: 'a)`, or by explicitly scoping 'a, as in `fun 'a f x`.

## Restrictions on type variable scope

It is not allowed to scope a type variable within a declaration in which it is already in scope (see the last restriction listed on page 9 of the Definition). For example, the following program is invalid.

```
fun 'a f (x: 'a) =
 let
 fun 'a g (y: 'a) = y
 in
 ()
 end
```

## MLton reports

```
Error: z.sml 3.11.
 Type variable 'a scoped at an outer declaration.
```

This is an error even if the scoping is implicit. That is, the following program is invalid as well.

```
fun f (x: 'a) =
 let
 fun 'a g (y: 'a) = y
 in
 ()
 end
```

---

Last edited on 2005-12-02 03:01:09 by [StephenWeeks](#).



# Unicode

The current release of MLton does not support Unicode. We are working on adding support.

- `WideChar` structure.
- UTF-8 encoded source files.

There is no real support for Unicode in the Definition; there are only a few throw-away sentences along the lines of "ASCII must be a subset of the character set in programs".

Neither is there real support for Unicode in the Basis Library. The general consensus (which includes the opinions of the editors of the Basis Library) is that the `WideChar` structure is insufficient for the purposes of Unicode. There is no `LargeChar` structure, which in itself is a deficiency, since a programmer can not program against the largest supported character size.

MLton has some preliminary support for 16 and 32 bit characters and strings. It is even possible to include arbitrary Unicode characters in 32-bit strings using a `\Uxxxxxxxx` escape sequence. (This longer escape sequence is a minor extension over the Definition which only allows `\uxxxx`.) This is by no means completely satisfactory in terms of support for Unicode, but it is what is currently available.

There are periodic flurries of questions and discussion about Unicode in MLton/SML. In December 2004, there was a discussion that led to some seemingly sound design decisions. The discussion started at:

 <http://mlton.org/pipermail/mlton/2004-December/026396.html>

There is a good summary of points at:

 <http://mlton.org/pipermail/mlton/2004-December/026440.html>

In November 2005, there was a followup discussion and the beginning of some coding.

 <http://mlton.org/pipermail/mlton/2005-November/028300.html>

We are optimistic that support will appear in the next MLton release.

## Also see

The fxp XML parser has some support for dealing with Unicode documents.

---

Last edited on 2007-08-15 22:07:35 by MatthewFluet.

# UniversalType

A universal type is a type into which all other types can be embedded. Here's a Standard ML signature for a universal type.

```
signature UNIVERSAL_TYPE =
 sig
 type t

 val embed: unit -> ('a -> t) * (t -> 'a option)
 end
```

The idea is that type `t` is the universal type and that each call to `embed` returns a new pair of functions `(inject, project)`, where `inject` embeds a value into the universal type and `project` extracts the value from the universal type. A pair `(inject, project)` returned by `embed` works together in that `project u` will return `SOME v` if and only if `u` was created by `inject v`. If `u` was created by a different function `inject'`, then `project` returns `NONE`.

Here's an example embedding integers and reals into a universal type.

```
functor Test (U: UNIVERSAL_TYPE): sig end =
 struct
 val (intIn: int -> U.t, intOut) = U.embed ()
 val r: U.t ref = ref (intIn 13)
 val s1 =
 case intOut (!r) of
 NONE => "NONE"
 | SOME i => Int.toString i
 val (realIn: real -> U.t, realOut) = U.embed ()
 val () = r := realIn 13.0
 val s2 =
 case intOut (!r) of
 NONE => "NONE"
 | SOME i => Int.toString i
 val s3 =
 case realOut (!r) of
 NONE => "NONE"
 | SOME x => Real.toString x
 val () = print (concat [s1, " ", s2, " ", s3, "\n"])
 end
```

Applying `Test` to an appropriate implementation will print

```
13 NONE 13.0
```

Note that two different calls to `embed` on the same type return different embeddings.

Standard ML does not have explicit support for universal types; however, there are at least two ways to implement them.

## Implementation Using Exceptions

While the intended use of SML exceptions is for exception handling, an accidental feature of their design is that the `exn` type is a universal type. The implementation relies on being able to declare exceptions locally to

a function and on the fact that exceptions are generative.

```
structure U:> UNIVERSAL_TYPE =
 struct
 type t = exn

 fun 'a embed () =
 let
 exception E of 'a
 fun project (e: t): 'a option =
 case e of
 E a => SOME a
 | _ => NONE
 in
 (E, project)
 end
 end
end
```

## Implementation Using Functions and References

```
structure U:> UNIVERSAL_TYPE =
 struct
 datatype t = T of {clear: unit -> unit,
 store: unit -> unit}

 fun 'a embed () =
 let
 val r: 'a option ref = ref NONE
 fun inject (a: 'a): t =
 T {clear = fn () => r := NONE,
 store = fn () => r := SOME a}
 fun project (T {clear, store}): 'a option =
 let
 val () = store ()
 val res = !r
 val () = clear ()
 in
 res
 end
 in
 (inject, project)
 end
 end
end
```

Note that due to the use of a shared ref cell, the above implementation is not thread safe.

One could try to simplify the above implementation by eliminating the `clear` function, making `type t = unit -> unit`.

```
structure U:> UNIVERSAL_TYPE =
 struct
 type t = unit -> unit

 fun 'a embed () =
 let
 val r: 'a option ref = ref NONE
 fun inject (a: 'a): t = fn () => r := SOME a
 fun project (f: t): 'a option = (r := NONE; f (); !r)
 in
 (inject, project)
 end
 end
```

```
 in
 (inject, project)
 end
 end
```

While correct, this approach keeps the contents of the ref cell alive longer than necessary, which could cause a space leak. The problem is in `project`, where the call to `f` stores some value in some ref cell `r'`. Perhaps `r'` is the same ref cell as `r`, but perhaps not. If we do not clear `r'` before returning from `project`, then `r'` will keep the value alive, even though it is useless.

## Also see

- [PropertyList](#): Lisp-style property lists implemented with a universal type.

---

Last edited on 2005-05-29 03:04:34 by [VesaKarvonen](#).

# UnresolvedBugs

Here are the places where MLton deviates from The Definition of Standard ML. In general, MLton complies with the Definition quite closely, typically much more closely than other SML compilers (see, e.g., our list of SML/NJ's deviations). In fact, the three deviations listed here are the only known deviations, and we have no plans to fix them. If you find a deviation not listed here, please report a Bug.

We don't plan to fix these bugs because one of them (parsing nested cases) has historically never been accepted by any SML compiler, while the other three clearly indicate problems in the Definition.

- MLton does not correctly parse case expressions nested within other matches. For example, the following fails.

```
fun f 0 y =
 case x of
 1 => 2
 | _ => 3
 | f _ y = 4
```

To do this in a program, simply parenthesize the case expression.

Allowing such expressions, although compliant with the Definition, would be a mistake, since using parentheses is clearer and no SML compiler has ever allowed them. Furthermore, implementing this would require serious yacc grammar rewriting followed by postprocessing.

- MLton rejects rebinding of constructors with `val rec` declarations, as in

```
val rec NONE = fn () => ()
```

The Definition (bizarrely) requires this program to type check, but to raise `Bind`.

We have no plans to change this behavior, as the Definition's behavior is clearly an error, a mismatch between the static semantics and the dynamic semantics.

- MLton does not hide the equality aspect of types declared in `abstype` declarations. So, MLton accepts programs like the following, while the Definition rejects them.

```
abstype t = T with end
val _ = fn (t1, t2 : t) => t1 = t2

abstype t = T with val a = T end
val _ = a = a
```

One consequence of this choice is that MLton accepts the following program, in accordance with the Definition.

```
abstype t = T with val eq = op = end
val _ = fn (t1, t2 : t) => eq (t1, t2)
```

Other implementations will typically reject this program, because they make an early choice for the type of `eq` to be `'a * 'a -> bool` instead of `t * t -> bool`. The choice is understandable, since the Definition accepts the following program.

```
abstype t = T with val eq = op = end
val _ = eq (1, 2)
```

- MLton (re-)type checks each functor definition at every corresponding functor application (the compilation technique of defunctorization). One consequence of this implementation is that MLton accepts the following program, while the Definition rejects it.

```
functor F (X: sig type t end) = struct
 val f = id id
end
structure A = F (struct type t = int end)
structure B = F (struct type t = bool end)
val _ = A.f 10
val _ = B.f "dude"
```

On the other hand, other implementations will typically reject the following program, while MLton and the Definition accept it.

```
functor F (X: sig type t end)
= struct
 val f = id id
end
structure A = F (struct type t = int end)
structure B = F (struct type t = bool end)
val _ = A.f 10
val _ = B.f false
```

See [DreyerBlume07](#) for more details.

---

Last edited on 2007-08-15 22:07:38 by [MatthewFluet](#).

# UnsafeStructure

This module is a subset of the `Unsafe` module provided by SML/NJ.

```
signature UNSAFE_MONO_ARRAY =
 sig
 type array
 type elem

 val create: int -> array
 val sub: array * int -> elem
 val update: array * int * elem -> unit
 end

signature UNSAFE_MONO_VECTOR =
 sig
 type elem
 type vector

 val sub: vector * int -> elem
 end

signature UNSAFE =
 sig
 structure Array:
 sig
 val create: int * 'a -> 'a array
 val sub: 'a array * int -> 'a
 val update: 'a array * int * 'a -> unit
 end
 structure CharArray: UNSAFE_MONO_ARRAY
 structure CharVector: UNSAFE_MONO_VECTOR
 structure Real64Array: UNSAFE_MONO_ARRAY
 structure Vector:
 sig
 val sub: 'a vector * int -> 'a
 end
 structure Word8Array: UNSAFE_MONO_ARRAY
 structure Word8Vector: UNSAFE_MONO_VECTOR
 end
```

---

Last edited on 2005-01-26 20:29:31 by [MatthewFluet](#).

# Useless

Useless is an optimization pass for the SSA IntermediateLanguage, invoked from SSASimplify.

## Description

This pass:

- removes components of tuples that are constants (use unification)
- removes function arguments that are constants
- builds some kind of dependence graph where

- a value of ground type is useful if it is an arg to a primitive - a tuple is useful if it contains a useful component - a constructor is useful if it contains a useful component or is used in a `Case` transfer

If a useful tuple is coerced to another useful tuple, then all of their components must agree (exactly). It is trivial to convert a useful value to a useless one.

## Implementation

 [useless.sig](#)  [useless.fun](#)

## Details and Notes

It is also trivial to convert a useful tuple to one of its useful components -- but this seems hard.

Suppose that you have a `ref/array/vector` that is useful, but the components aren't -- then the components are converted to type `unit`, and any primitive args must be as well.

Unify all handler arguments so that `raise/handle` has a consistent calling convention.

---

Last edited on 2006-11-02 17:56:21 by [MatthewFluet](#).



# Users

Here is a list of companies, projects, and courses that use or have used MLton. If you use MLton and are not here, please add your project with a brief description and a link. Thanks.

## Companies

- [!\[\]\(30a147af384f9f71632c2ff17bc706c8\_img.jpg\) Hardcore Processing](#) uses MLton as a [!\[\]\(9b33568d5c136f08ca688ce48be37574\_img.jpg\) crosscompiler from Linux to Windows](#) for graphics and game software.
  - ◆ [!\[\]\(8c93063dab026f10e159986b27c41c64\_img.jpg\) CEX3D Converter](#), a conversion program for 3D objects.
  - ◆ [!\[\]\(8a17676a8da87a4e59299223a765e613\_img.jpg\) Interactive Showreel](#), which contains a crossplatform GUI-toolkit and a realtime renderer for a subset of RenderMan written in Standard ML.
  - ◆ various [!\[\]\(f7fdc7cc047b770fc5fdd2c2137c07d9\_img.jpg\) games](#)
- [!\[\]\(3ca549f0313858650ddae522dc3cfea6\_img.jpg\) PolySpace Technologies](#) builds their product that detects runtime errors in embedded systems based on abstract interpretation.
- [!\[\]\(b6026cac39735f17b6ea8953e5327900\_img.jpg\) Sourcelight Technologies](#) uses MLton internally for prototyping and for processing databases as part of their system that makes personalized movie recommendations.

## Projects

- [!\[\]\(f2fdbbba686c1099e6b2b8779766e2d3\_img.jpg\) ADATE](#), Automatic Design of Algorithms Through Evolution, a system for automatic programming i.e., inductive inference of algorithms. ADATE can automatically generate non-trivial and novel algorithms written in Standard ML.
- [!\[\]\(b3cfbfd04368a71f4c64e073908d25d7\_img.jpg\) CIL](#), a compiler for SML based on intersection and union types.
- [!\[\]\(4f8bc95274d4d489592709b569351eb7\_img.jpg\) ConCert](#), a project investigating certified code for grid computing.
- [!\[\]\(68986557a06757f8727dab2acf01c000\_img.jpg\) Cooperative Internet hosting tools](#)
- [!\[\]\(3bbb1d3234ca5d7e3145ce1334035a2b\_img.jpg\) DesynchFS](#), a programming model and distributed file system for large clusters
- [!\[\]\(d654786d397f9e11efa637705495f10d\_img.jpg\) Guugelhupf](#), a simple search engine.
- [!\[\]\(512e72ee2012521f6855ce44b3a4527a\_img.jpg\) HaMLet](#) a model implementation of Standard ML.
- [!\[\]\(26f1743390a0a2cd24c919b9e14dfc77\_img.jpg\) Metis](#), a first-order prover used in the [!\[\]\(4deedb1beb4d178572e8d64b13d058da\_img.jpg\) HOL4 theorem proving system](#).
- [!\[\]\(1ff82e51b91da9a589d0b46a069bedf5\_img.jpg\) mlftpd](#), an ftp daemon written in SML. [!\[\]\(90becc52ed519572c39380fe9bef9037\_img.jpg\) TomMurphy](#) is also working on [!\[\]\(dc619836b22fbab48d0427fac53a0ec5\_img.jpg\) replacements for standard network services](#) in SML. He also uses MLton to build his entries ([!\[\]\(d2f7038bd1ffc0f3001004db65917cfe\_img.jpg\) 2001](#), [!\[\]\(c8f48f2bbb6430da05c24444a266161b\_img.jpg\) 2002](#), [!\[\]\(a21df1e67300aefce1338523ff45960e\_img.jpg\) 2004](#), [!\[\]\(fa15759c726721ad5f14d689bd943e7d\_img.jpg\) 2005](#)) in the annual ICFP programming contest.
- [!\[\]\(6a354975ff5d0d88fc3d974aff0736b4\_img.jpg\) MLOPE](#), an offline partial evaluator for Standard ML.
- [!\[\]\(e2c900d50738d97d3c29f8f5c9cbeac3\_img.jpg\) RML](#), a system for developing, compiling and debugging and teaching structural operational semantics (SOS) and natural semantics specifications.
- [!\[\]\(ac554c6f5fa6b6ecef62a577748cdd40\_img.jpg\) SMLNJtrans](#), a program for generating SML/NJ transcripts in LaTeX.
- [!\[\]\(92b783cccdfb916fa96ca1d6d4e45213\_img.jpg\) SSA PRE](#), an implementation of Partial Redundancy Elimination for MLton.
- [!\[\]\(21446552be94321330f9f7da7d44999f\_img.jpg\) Stabilizers](#), a modular checkpointing abstraction for concurrent functional programs.
- [!\[\]\(1f4fb84542cfac59878aeb83591af2c9\_img.jpg\) STING](#), self-adjusting computation, a paradigm of computing where programs can automatically adjust to changes to their data.
- [!\[\]\(3cceb566a68cc84e3c33be1eee4a62f8\_img.jpg\) Tina](#) (Time Petri net Analyzer)
- [!\[\]\(2b96c745cfff7d7f59857e94dac96324\_img.jpg\) Twelf](#) an implementation of the LF logical framework.
- [!\[\]\(a656cda776d6ed0aa67bb61f8bd3a76b\_img.jpg\) WaveScript](#), part of the [!\[\]\(171199ef0c5bfbe7f35163a2cd0ae7ac\_img.jpg\) WaveScope](#) sensor network project. Produces MLton code in backend.
- [!\[\]\(91cc485e836b0c3dcce60b710d44c59e\_img.jpg\) Used on embedded devices.](#)

## Courses

-  [Harvard CS-152](#), undergraduate programming languages.
  -  [Haskell i Å stfold IAI30202](#), programming languages.
- 

Last edited on 2007-07-11 19:57:59 by RyanNewton.

# Utilities

This page is a collection of basic utilities used in the examples on various pages. See

- [InfixingOperators](#), and
- [ProductType](#)

for longer discussions on some of these utilities.

```
(* Operator precedence table *)
infix 8 * / div mod (* +1 from Basis Library *)
infix 7 + - ^ (* +1 from Basis Library *)
infixr 6 :: @ (* +1 from Basis Library *)
infix 5 = <> > >= < <= (* +1 from Basis Library *)
infix 4 <\ \>
infixr 4 </ />
infix 3 o
infix 2 >|
infixr 2 |<
infix 1 := (* -2 from Basis Library *)
infix 0 before &

(* Some basic combinators *)
fun const x _ = x
fun cross (f, g) (x, y) = (f x, g y)
fun curry f x y = f (x, y)
fun fail e _ = raise e
fun id x = x

(* Product type *)
datatype ('a, 'b) product = & of 'a * 'b

(* Sum type *)
datatype ('a, 'b) sum = INL of 'a | INR of 'b

(* Some type shorthands *)
type 'a uop = 'a -> 'a
type 'a fix = 'a uop -> 'a
type 'a thunk = unit -> 'a
type 'a effect = 'a -> unit
type ('a, 'b) emb = ('a -> 'b) * ('b -> 'a)

(* Infixing, sectioning, and application operators *)
fun x <\ f = fn y => f (x, y)
fun f \> y = f y
fun f /> y = fn x => f (x, y)
fun x </ f = f x

(* Piping operators *)
val op>| = op</
val op|< = op\>
```

---

Last edited on 2006-08-13 14:40:14 by [VesaKarvonen](#).

# ValueRestriction

The value restriction is a rule that governs when type inference is allowed to polymorphically generalize a value declaration. In short, the value restriction says that generalization can only occur if the right-hand side of an expression is syntactically a value. For example, in

```
val f = fn x => x
val _ = (f "foo"; f 13)
```

the expression `fn x => x` is syntactically a value, so `f` has polymorphic type `'a -> 'a` and both calls to `f` type check. On the other hand, in

```
val f = let in fn x => x end
val _ = (f "foo"; f 13)
```

the expression `let in fn x => end end` is not syntactically a value and so `f` can either have type `int -> int` or `string -> string`, but not `'a -> 'a`. Hence, the program does not type check.

The Definition of Standard ML spells out precisely which expressions are syntactic values (it refers to such expressions as *non-expansive*). An expression is a value if it is of one of the following forms.

- a constant (`13`, `"foo"`, `13.0`, ...)
- a variable (`x`, `y`, ...)
- a function (`fn x => e`)
- the application of a constructor other than `ref` to a value (`Foo v`)
- a type constrained value (`v: t`)
- a tuple in which each field is a value (`v1, v2, ...`)
- a record in which each field is a value (`{l1 = v1, l2 = v2, ...}`)
- a list in which each element is a value (`[v1, v2, ...]`)

## Why the value restriction exists

The value restriction prevents a `ref` cell (or an array) from holding values of different types, which would allow a value of one type to be cast to another and hence would break type safety. If the restriction were not in place, the following program would type check.

```
val r: 'a option ref = ref NONE
val r1: string option ref = r
val r2: int option ref = r
val () = r1 := SOME "foo"
val v: int = valOf (!r2)
```

The first line violates the value restriction because `ref NONE` is not a value. All other lines are type correct. By its last line, the program has cast the string `"foo"` to an integer. This breaks type safety, because now we can add a string to an integer with an expression like `v + 13`. We could even be more devious, by adding the following two lines, which allow us to treat the string `"foo"` as a function.

```
val r3: (int -> int) option ref = r
val v: int -> int = valOf (!r3)
```

Eliminating the explicit `ref` does nothing to fix the problem. For example, we could replace the declaration

of `r` with the following.

```
val f: unit -> 'a option ref = fn () => ref NONE
val r: 'a option ref = f ()
```

The declaration of `f` is well typed, while the declaration of `r` violates the value restriction because `f ()` is not a value.

## Unnecessarily rejected programs

Unfortunately, the value restriction rejects some programs that could be accepted.

```
val id: 'a -> 'a = fn x => x
val f: 'a -> 'a = id id
```

The type constraint on `f` requires `f` to be polymorphic, which is disallowed because `id id` is not a value. MLton reports the following type error.

```
Error: z.sml 2.19.
Can't bind type variable: 'a.
in: val 'a (f): ('a -> 'a) = id id
```

MLton indicates the inability to make `f` polymorphic by saying that it can't bind the type variable `'a` at the declaration. MLton doesn't explicitly mention the value restriction, but that is the reason. If we leave the type constraint off of `f`

```
val id: 'a -> 'a = fn x => x
val f = id id
```

then the program succeeds; however, MLton gives us the following warning.

```
Warning: z.sml 2.1.
Unable to locally determine type of variable: f.
type: ??? -> ???
in: val f = id id
```

This warning indicates that MLton couldn't polymorphically generalize `f`, nor was there enough context using `f` to determine its type. This in itself is not a type error, but it is a hint that something is wrong with our program. Using `f` provides enough context to eliminate the warning.

```
val id: 'a -> 'a = fn x => x
val f = id id
val _ = f 13
```

But attempting to use `f` as a polymorphic function will fail.

```
val id: 'a -> 'a = fn x => x
val f = id id
val _ = f 13
val _ = f "foo"
```

## Alternatives to the value restriction

There would be nothing wrong with treating `f` as polymorphic in

```
val id: 'a -> 'a = fn x => x
val f = id id
```

One might think that the value restriction could be relaxed, and that only types involving `ref` should be disallowed. Unfortunately, the following example shows that even the type `'a -> 'a` can cause problems. If this program were allowed, then we could cast an integer to a string (or any other type).

```
val f: 'a -> 'a =
 let
 val r: 'a option ref = ref NONE
 in
 fn x =>
 let
 val y = !r
 val () = r := SOME x
 in
 case y of
 NONE => x
 | SOME y => y
 end
 end
 end
val _ = f 13
val _ = f "foo"
```

The previous version of Standard ML took a different approach ([MilnerEtAl90](#), [Tofte90](#), [ImperativeTypeVariable](#)) than the value restriction. It encoded information in the type system about when `ref` cells would be created, and used this to prevent a `ref` cell from holding multiple types. Although it allowed more programs to be type checked, this approach had significant drawbacks. First, it was significantly more complex, both for implementers and for programmers. Second, it had an unfortunate interaction with the modularity, because information about `ref` usage was exposed in module signatures. This either prevented the use of references for implementing a signature, or required information that one would like to keep hidden to propagate across modules.

In the early nineties, Andrew Wright studied about 250,000 lines of existing SML code and discovered that it did not make significant use of the extended typing ability, and proposed the value restriction as a simpler alternative ([Wright95](#)). This was adopted in the revised [Definition](#).

## Working with the value restriction

One technique that works with the value restriction is [EtaExpansion](#). We can use eta expansion to make our `id id` example type check follows.

```
val id: 'a -> 'a = fn x => x
val f: 'a -> 'a = fn z => (id id) z
```

This solution means that the computation (in this case `id id`) will be performed each time `f` is applied, instead of just once when `f` is declared. In this case, that is not a problem, but it could be if the declaration of `f` performs substantial computation or creates a shared data structure.

Another technique that sometimes works is to move a monomorphic computation prior to a (would-be) polymorphic declaration so that the expression is a value. Consider the following program, which fails due to the value restriction.

```
datatype 'a t = A of string | B of 'a
val x: 'a t = A (if true then "yes" else "no")
```

It is easy to rewrite this program as

```
datatype 'a t = A of string | B of 'a
local
 val s = if true then "yes" else "no"
in
 val x: 'a t = A s
end
```

The following example (taken from [Wright95](#)) creates a ref cell to count the number of times a function is called.

```
val count: ('a -> 'a) -> ('a -> 'a) * (unit -> int) =
 fn f =>
 let
 val r = ref 0
 in
 (fn x => (r := 1 + !r; f x), fn () => !r)
 end
val id: 'a -> 'a = fn x => x
val (countId: 'a -> 'a, numCalls) = count id
```

The example does not type check, due to the value restriction. However, it is easy to rewrite the program, staging the ref cell creation before the polymorphic code.

```
datatype t = T of int ref
val count1: unit -> t = fn () => T (ref 0)
val count2: t * ('a -> 'a) -> (unit -> int) * ('a -> 'a) =
 fn (T r, f) => (fn () => !r, fn x => (r := 1 + !r; f x))
val id: 'a -> 'a = fn x => x
val t = count1 ()
val countId: 'a -> 'a = fn z => #2 (count2 (t, id)) z
val numCalls = #1 (count2 (t, id))
```

Of course, one can hide the constructor `T` inside a `local` or behind a signature.

## Also see

- [ImperativeTypeVariable](#)

---

Last edited on 2007-08-15 22:07:43 by [MatthewFluet](#).

# VariableArityPolymorphism

Standard ML programmers often face the problem of how to provide a variable-arity polymorphic function. For example, suppose one is defining a combinator library, e.g. for parsing or pickling. The signature for such a library might look something like the following.

```
signature COMBINATOR =
 sig
 type 'a t

 val int: int t
 val real: real t
 val string: string t
 val unit: unit t
 val tuple2: 'a1 t * 'a2 t -> ('a1 * 'a2) t
 val tuple3: 'a1 t * 'a2 t * 'a3 t -> ('a1 * 'a2 * 'a3) t
 val tuple4: 'a1 t * 'a2 t * 'a3 t * 'a4 t
 -> ('a1 * 'a2 * 'a3 * 'a4) t
 ...
 end
```

The question is how to define a variable-arity tuple combinator. Traditionally, the only way to take a variable number of arguments in SML is to put the arguments in a list (or vector) and pass that. So, one might define a tuple combinator with the following signature.

```
val tupleN: 'a list -> 'a list t
```

The problem with this approach is that as soon as one places values in a list, they must all have the same type. So, programmers often take an alternative approach, and define a family of `tuple<N>` functions, as we see in the `COMBINATOR` signature above.

The family-of-functions approach is ugly for many reasons. First, it clutters the signature with a number of functions when there should really only be one. Second, it is *closed*, in that there are a fixed number of tuple combinators in the interface, and should a client need a combinator for a large tuple, he is out of luck. Third, this approach often requires a lot of duplicate code in the implementation of the combinators.

Fortunately, using `Fold01N` and `products`, one can provide an interface and implementation that solves all these problems. Here is a simple pickling module that converts values to strings.

```
structure Pickler =
 struct
 type 'a t = 'a -> string

 val unit = fn () => ""

 val int = Int.toString
 val real = Real.toString
 val string = id

 type 'a accum = 'a * string list -> string list

 val tuple =
 fn z =>
```



```

Fold01N.fold
{finish = fn ps => fn x => concat (rev (ps (x, []))),
 start = fn p => fn (x, l) => p x :: l,
 zero = unit}
z

val ` =
 fn z =>
 Fold01N.step1
 {combine = (fn (p, p') => fn (x & x', l) => p' x' :: "," :: p (x, l))}
 z
end

```

If one has *n* picklers of types

```

val p1: a1 Pickler.t
val p2: a2 Pickler.t
...
val pn: an Pickler.t

```

then one can construct a pickler for *n*-ary products as follows.

```

tuple `p1 `p2 ... `pn $: (a1 & a2 & ... & an) Pickler.t

```

For example, with `Pickler` in scope, one can prove the following equations.

```

"" = tuple $ ()
"1" = tuple `int $ 1
"1,2.0" = tuple `int `real $ (1 & 2.0)
"1,2.0,three" = tuple `int `real `string $ (1 & 2.0 & "three")

```

Here is the signature for `Pickler`. It shows why the `accum` type is useful.

```

signature PICKLER =
 sig
 type 'a t

 val int: int t
 val real: real t
 val string: string t
 val unit: unit t

 type 'a accum
 val ` : ('a accum, 'b t, ('a, 'b) prod accum,
 'z1, 'z2, 'z3, 'z4, 'z5, 'z6, 'z7) Fold01N.step1
 val tuple: ('a t, 'a accum, 'b accum, 'b t, unit t,
 'z1, 'z2, 'z3, 'z4, 'z5) Fold01N.t
 end

structure Pickler: PICKLER = Pickler

```

---

Last edited on 2006-03-21 22:06:02 by [Stephen Weeks](#).

## Variant

A *variant* is an arm of a datatype declaration. For example, the datatype

```
datatype t = A | B of int | C of real
```

has three variants: A, B, and C.

---

Last edited on 2005-12-02 03:13:02 by [StephenWeeks](#).

# VesaKarvonen

Vesa Karvonen is a student at the [!\[\]\(4729e517bc6a7cd81c8025b9646574fb\_img.jpg\) University of Helsinki](#). His interests lie in the design and implementation of programming languages.

[!\[\]\(cbe80b694ebd74fcfe136a095b608235\_img.jpg\) image](#)

Things he'd like to see for SML and hopes to be able to contribute towards:

- A practical tool for documenting libraries. Preferably one that is based on extracting the documentation from source code comments.
- A good IDE. Possibly an enhanced SML mode (`esml-mode`) for Emacs. Google for [!\[\]\(79de0df6c6ddd2d4eb74f1cc5f48ec50\_img.jpg\) SLIME video](#) to get an idea of what he'd like to see. Some specific notes:
  - ◆ show type at point
  - ◆ robust, consistent indentation
  - ◆ show documentation
  - ◆ jump to definition (see [EmacsDefUseMode](#))[EmacsBgBuildMode](#) has also been written for working with MLton.
- Documented and cataloged libraries. Perhaps something like [!\[\]\(d4c9768318b38eff1042b07478e20b4c\_img.jpg\) Boost](#), but for SML libraries. Here is a partial list of libraries Vesa is or has been working on:
  - ◆ Asynchronous Programming Library ([!\[\]\(27d314856359a9d7feca17161bc1f4a4\_img.jpg\) README](#))
  - ◆ Extended Basis Library ([!\[\]\(d355663486c698e3972a8b93ac8b2102\_img.jpg\) README](#))
  - ◆ Generic Programming Library ([!\[\]\(1858f6a9022d088c0a7eca873f99643b\_img.jpg\) README](#))
  - ◆ Pretty Printing Library ([!\[\]\(4a9a9afe1808e44249cde903a007394f\_img.jpg\) README](#))
  - ◆ Random Generator Library ([!\[\]\(b0b1e1d141c1d30eea8a1d92bb8c534b\_img.jpg\) README](#))
  - ◆ Unit Testing Library ([!\[\]\(316b423ce8bbd71bb2a36e9bac10d673\_img.jpg\) README](#))
  - ◆ Windows Library ([!\[\]\(6a7af11e49db7e93318f420b9c6f4361\_img.jpg\) README](#))

---

Last edited on 2007-08-25 11:55:59 by [VesaKarvonen](#).

# WantedPages

Pages that don't exist and the pages that link to them. Please help fill these in. Also see [OrphanedPages](#).

1. [CCodegen](#): [Chunkify](#)
  2. [Codegen](#): [Machine](#)
  3. [Defunctionalization](#): [ClosureConvert](#)
  4. [FirstOrder](#): [IntermediateLanguage](#), [SSA](#), [SSA2](#)
  5. [FlatLattice](#): [CommonArg](#)
  6. [HigherOrder](#): [IntermediateLanguage](#)
  7. [LambdaLift](#): [SXMLSimplify](#)
  8. [MLDoc](#): [Libraries](#)
  9. [MLLex](#): [Documentation](#), [Features](#), [FrontEnd](#), [Installation](#), [Libraries](#)
  10. [MLNLFFIGEN](#): [Features](#)
  11. [MLYacc](#): [Documentation](#), [Features](#), [FrontEnd](#), [Installation](#), [Libraries](#), [MLBasisAvailableLibraries](#)
  12. [SimplyTyped](#): [IntermediateLanguage](#), [SSA](#), [SSA2](#)
  13. [TypeInference](#): [FirstClassPolymorphism](#)
  14. [Uncurry](#): [SXMLSimplify](#)
  15. [Untyped](#): [Machine](#)
  16. [VilleLaurikari](#): [TrustedGroup](#)
  17. [ZZA](#): [CompilerPassTemplate](#)
  18. [ZZB](#): [CompilerPassTemplate](#)
  19. [ZZZ](#): [CompilerPassTemplate](#)
  20. [ZZZNext](#): [TalkTemplate](#)
  21. [ZZZOtherPass](#): [CompilerPassTemplate](#)
  22. [ZZZPrev](#): [TalkTemplate](#)
  23. [ZZZSimplify](#): [CompilerPassTemplate](#)
- 

Last edited on 2004-11-09 02:12:23 by [StephenWeeks](#).

# WebSite

This web site is a Wiki and is implemented using [MoinMoin](#). If you're new to Wikis or to [MoinMoin](#), they have a lot of [help](#) pages. We have customized the look and feel, so some of their descriptions may not apply.

## Next Steps

- [AccessControl](#). Who can edit what.
- [CreatingPages](#).
- [EditingPages](#).
- [SystemInfo](#). What version of [MoinMoin](#) we use, plus more.
- [WikiMacros](#). Special macros for this site.
- [WikiTool](#). Edit pages with your favorite text editor.

## Site Maintenance

- [OrphanedPages](#). Pages that no other page links to. Please help by linking to these.
- [WantedPages](#). Pages that don't exist and the pages that link to them. Please help fill these in.
- [OldPages](#). Pages with the oldest modification times.
- [PageSize](#). Pages sorted in decreasing order of size.
- [RecentChanges](#). Pages that have been changed recently.

## Navigation

The box in the upper-right corner is to Google search the entire web site. Also in the upper right is a link to an [Index](#) of all pages, sorted by page title.

You can also do a search of just the wiki.

Wiki full-text search

Display context of search results

Case-sensitive searching

Wiki title search

---

Last edited on 2004-12-03 00:40:23 by [StephenWeeks](#).

# WesleyTerpstra

Wesley W. Terpstra is a PhD student at the Technische Universität Darmstadt (Germany).

Research interests

- Distributed systems (P2P)
- Number theory (Error-correcting codes)

My interest in SML is centered on the fact the the language is able to directly express ideas from number theory which are important for my work. Modules and Functors seem to be a very natural basis for implementing many algebraic structures. MLton provides an ideal platform for actual implementation as it is fast and has unboxed words.

Things I would like from MLton in the future:

- Some better optimization of mathematical expressions
- IPv6 and multicast support
- A complete GUI toolkit like mGTK
- More supported platforms so that applications written under MLton have a wider audience

---

Last edited on 2004-12-19 03:55:34 by WesleyTerpstra.

# WholeProgramOptimization

Whole-program optimization is a compilation technique in which optimizations operate over the entire program. This allows the compiler many optimization opportunities that are not available when analyzing modules separately (as with separate compilation).

Most of MLton's optimizations are whole-program optimizations. Because MLton compiles the whole program at once, it can perform optimization across module boundaries. As a consequence, MLton often reduces or eliminates the run-time penalty that arises with separate compilation of SML features such as functors, modules, polymorphism, and higher-order functions. MLton takes advantage of having the entire program to perform transformations such as: defunctorization, monomorphisation, higher-order control-flow analysis, inlining, unboxing, argument flattening, redundant-argument removal, constant folding, and representation selection. Whole-program compilation is an integral part of the design of MLton and is not likely to change.

---

Last edited on 2004-12-06 06:01:10 by [StephenWeeks](#).

# WikiMacros

Here are the wiki macros available in addition to the usual MoinMoin ones.

- `[[Cite(anchor[,text])]]` displays text as a link to the corresponding reference on the References page.  
Examples: [a paper](#)
- `[[DownloadSVN(pathToFile)]]` displays a download link to the ViewSVN page for pathToFile.  
Examples: [Makefile](#), [main.sml](#)
- `[[IncludeSVN(pathToFile[,type][,[start]:[end]...])]]` textually includes the latest contents of pathToFile. The contents are formatted with Enscript using highlighting mode type, as in the `!#syntax` processor; if type is omitted, the macro uses the extension of pathToFile. A sequence of ranges may be used to specify the lines to be formatted; in each range, the absence of start implicitly denotes the start of the file and the absence of end implicitly denotes the end of the file; furthermore, negative start and end may be used to index relative to the end of the file.

Example:

```
(* Copyright (C) 1999-2007 Henry Cejtin, Matthew Fluet, Suresh
 * Jagannathan, and Stephen Weeks.
 * Copyright (C) 1997-2000 NEC Research Institute.
 *
 * MLton is released under a BSD-style license.
 * See the file MLton-LICENSE for details.
 *)
```

```
structure Main = Main ()
```

```
val _ =
 let
 open Trace.Immediate
 in
 debug := Out Out.error
 ; flagged ()
 ; on []
 end
```

- `[[ViewSVN(pathToFile)]]` displays a link to the ViewSVN page for pathToFile.  
Examples: [Makefile](#), [main.sml](#)
- `[[ViewSVNDir(pathToDir)]]` displays a link to the ViewSVN page for pathToDir.  
Example: [main](#)
- `[[ViewSVNRev(rev)]]` displays a link to the ViewSVN page for revision rev.  
Example: [4242](#)

---

Last edited on 2007-07-30 18:04:50 by MatthewFluet.



# WikiName

A WikiName is a word that uses capitalized words. WikiNames automatically become hyperlinks to the WikiName's page.

---

Last edited on 2005-12-02 03:20:19 by [StephenWeeks](#).

# WikiTool

We have written a simple command-line tool that makes it possible to edit wiki pages using your favorite text editor instead of within a browser text box. The tool provides a CVS/SVN-like command-line interface that can be used to update local copies of files from the web and to commit local modifications to the web.

The tool is written in SML (of course) and is available in the MLton [Sources](#) ([wiki](#)). To compile it, you need to have the latest SVN of the MLton library sources, and point the MLB path variable MLTON\_SRC\_LIB at the lib/mlton dir in the sources.

Here's a quick tutorial on how to use the tool

1. Create a new directory for your local copy of the wiki files.
2. In that directory, login.

```
wiki login http://mlton.org StephenWeeks <my password>
```

3. Checkout (the raw wiki markup) files with commands like:

```
wiki checkout Home
wiki checkout Index Documentation
```

4. Edit the files using your favorite text editor.
5. Commit your changes with a command like

```
wiki commit UserGuide
```

6. Logout.

```
wiki logout
```

That's it for the simple use. There are also other commands like CVS/SVN.

- Download the new version of a file from the web if there is one.

```
wiki update UserGuide
```

- Schedule a new file to be added (must be later committed, just like CVS/SVN) .

```
wiki add NewFile
```

- Rename a page

```
wiki rename OldFile NewFile
```

- Remove a page

```
wiki remove DeletedFile
```

- Attach files to a page

```
wiki attach <file> <attachment>
```

- Detach files to a page

```
wiki detach <file> <attachment>
```

`rename` and `remove` shouldn't work for most people on `mlton.org` because of the way our [AccessControl](#) is set up.

This code is a two-day hack and is not widely used. But we've found it useful. Please send bug reports to  [MLton@mlton.org](mailto:MLton@mlton.org).

---

Last edited on 2007-08-13 18:33:50 by [MatthewFluet](#).

# WishList

This page is mainly for recording recurring feature requests. If you have a new feature request, you probably want to query interest on one of the [mailing lists](#) first.

Please be aware of MLton's policy on [language changes](#). Nonetheless, we hope to provide support for some of the "immediate" [SuccessorML](#) proposals in a future release.

## Support for link options in ML Basis files

Introduce a mechanism to specify link options in [ML Basis](#) files. For example, generalizing a bit, a ML Basis declaration of the form

```
option "option"
```

could be introduced whose semantics would be the same (as closely as possible) as if the option string were specified on the compiler command line.

The main motivation for this is that a MLton library that would introduce bindings (through [FFI](#)) to an external library could be packaged conveniently as a single MLB file. For example, to link with library `foo` the MLB file would simply contain:

```
option "-link-opt -lfoo"
```

Similar feature requests have been discussed previously on the mailing lists:

- <http://mlton.org/pipermail/mlton/2004-July/025553.html>
- <http://mlton.org/pipermail/mlton/2005-January/026648.html>

---

Last edited on 2007-07-08 22:53:40 by [MatthewFluet](#).

# XML

XML is an IntermediateLanguage, translated from CoreML by Defunctorize, optimized by XMLSimplify, and translated by Monomorphise to SXML.

## Description

XML is polymorphic, higher-order, with flat patterns. Every XML expression is annotated with its type. Polymorphic generalization is made explicit through type variables annotating `val` and `fun` declarations. Polymorphic instantiation is made explicit by specifying type arguments at variable references. XML patterns can not be nested and can not contain wildcards, constraints, flexible records, or layering.

## Implementation

[!\[\]\(830769b31eeeaca920791081939ff8ba\_img.jpg\)xml.sig](#) [!\[\]\(198f559926258ddfad814817bda0ffbc\_img.jpg\)xml.fun](#)  
[!\[\]\(ea8b0a47f44008b0ab9e2764654f5e66\_img.jpg\)xml-tree.sig](#) [!\[\]\(68656bc6c38d84412cc68fe8fbc2ae14\_img.jpg\)xml-tree.fun](#)

## Type Checking

XML also has a type checker, used for debugging. At present, the type checker is also the best specification of the type system of XML. If you need more details, the type checker ([!\[\]\(8bba887393ca45b761e5cb49e755e762\_img.jpg\)type-check.sig](#), [!\[\]\(b898b980f2d860cdb0237afbc3664529\_img.jpg\)type-check.fun](#)), is pretty short.

Since the type checker does not affect the output of the compiler (unless it reports an error), it can be turned off. The type checker recursively descends the program, checking that the type annotating each node is the same as the type synthesized from the types of the expressions subnodes.

## Details and Notes

XML uses the same atoms as Core ML, hence all identifiers (constructors, variables, etc.) are unique and can have properties attached to them. Finally, XML has a simplifier (XMLShrink), which implements a reduction system.

### Types

XML types are either type variables or applications of n-ary type constructors. There are many utility functions for constructing and destructing types involving built-in type constructors.

A type scheme binds list of type variables in a type. The only interesting operation on type schemes is the application of a type scheme to a list of types, which performs a simultaneous substitution of the type arguments for the bound type variables of the scheme. For the purposes of type checking, it is necessary to know the type scheme of variables, constructors, and primitives. This is done by associating the scheme with the identifier using its property list. This approach is used instead of the more traditional environment approach for reasons of speed.

## XmlTree

Before defining XML, the signature for language XML, we need to define an auxiliary signature XML\_TREE, that contains the datatype declarations for the expression trees of XML. This is done solely for the purpose of modularity -- it allows the simplifier and type checker to be defined by separate functors (which take a structure matching XML\_TREE). Then, Xml is defined as the signature for a module containing the expression trees, the simplifier, and the type checker.

Both constructors and variables can have type schemes, hence both constructor and variable references specify the instance of the scheme at the point of references. An instance is specified with a vector of types, which corresponds to the type variables in the scheme.

XML patterns are flat (i.e. not nested). A pattern is a constructor with an optional argument variable. Patterns only occur in `case` expressions. To evaluate a case expression, compare the test value sequentially against each pattern. For the first pattern that matches, destruct the value if necessary to bind the pattern variables and evaluate the corresponding expression. If no pattern matches, evaluate the default. All patterns of a case statement are of the same variant of `Pat.t`, although this is not enforced by ML's type system. The type checker, however, does enforce this. Because tuple patterns are irrefutable, there will only ever be one tuple pattern in a case expression and there will be no default.

XML contains value, exception, and mutually recursive function declarations. There are no free type variables in XML. All type variables are explicitly bound at either a value or function declaration. At some point in the future, exception declarations may go away, and exceptions may be represented with a single datatype containing a `unit ref` component to implement genericity.

XML expressions are like those of CoreML, with the following exceptions. There are no records expressions. After type inference, all records (some of which may have originally been tuples in the source) are converted to tuples, because once flexible record patterns have been resolved, tuple labels are superfluous. Tuple components are ordered based on the field ordering relation. XML eta expands primitives and constructors so that there are always fully applied. Hence, the only kind of value of arrow type is a lambda. This property is useful for flow analysis and later in code generation.

An XML program is a list of toplevel datatype declarations and a body expression. Because datatype declarations are not generative, the defunctorizer can safely move them to toplevel.

---

Last edited on 2006-11-02 17:35:47 by MatthewFluet.

# XMLShrink

XMLShrink is an optimization pass for the [XML IntermediateLanguage](#), invoked from [XMLSimplify](#).

## Description

This pass performs optimizations based on a reduction system.

## Implementation

 [shrink.sig](#)  [shrink.fun](#)

## Details and Notes

The simplifier is based on [Shrinking Lambda Expressions in Linear Time](#).

The source program may contain functions that are only called once, or not even called at all. Match compilation introduces many such functions. In order to reduce the program size, speed up later phases, and improve the flow analysis, a source to source simplifier is run on [XML](#) after type inference and match compilation.

The simplifier implements the reductions shown below. The reductions eliminate unnecessary declarations (see the side constraint in the figure), applications where the function is immediate, and case statements where the test is immediate. Declarations can be eliminated only when the expression is nonexpansive (see Section 4.7 of the [Definition](#)), which is a syntactic condition that ensures that the expression has no effects (assignments, raises, or nontermination). The reductions on case statements do not show the other irrelevant cases that may exist. The reductions were chosen so that they were strongly normalizing and so that they never increased tree size.

- ```
let x = e1 in e2
```

reduces to

```
e2 [x -> e1]
```

if $e1$ is a constant or variable or if $e1$ is nonexpansive and x occurs zero or one time in $e2$
- ```
(fn x => e1) e2
```

reduces to

```
let x = e2 in e1
```
- ```
e1 handle e2
```

reduces to

```
e1
```

if e_1 is nonexpansive

- case let d in e end of $p_1 \Rightarrow e_1 \dots$

reduces to

let d in case e of $p_1 \Rightarrow e_1 \dots$ end

- case $C\ e_1$ of $C\ x \Rightarrow e_2$

reduces to

let $x = e_1$ in e_2

Last edited on 2006-11-02 17:33:47 by [MatthewFluet](#).

XMLSimplify

The optimization passes for the XML IntermediateLanguage are collected and controlled by the `XmlSimplify` functor (<http://xml-simplify.sig.sig>, <http://xml-simplify.fun.fun>).

The following optimization passes are implemented:

- XMLSimplifyTypes
- XMLShrink

The optimization passes can be controlled from the command-line by the options

- `diag-pass <pass> -- keep diagnostic info for pass`
- `drop-pass <pass> -- omit optimization pass`
- `keep-pass <pass> -- keep the results of pass`
- `xml-passes <passes> -- xml optimization passes`

Last edited on 2006-11-02 17:40:39 by MatthewFluet.

XMLSimplifyTypes

XMLSimplifyTypes is an optimization pass for the XML IntermediateLanguage, invoked from XMLSimplify.

Description

This pass simplifies types in an XML program, eliminating all unused type arguments.

Implementation

 [simplify-types.sig](#)  [simplify-types.fun](#)

Details and Notes

It first computes a simple fixpoint on all the `datatype` declarations to determine which `datatype` tycon args are actually used. Then it does a single pass over the program to determine which polymorphic declaration type variables are used, and rewrites types to eliminate unused type arguments.

This pass should eliminate any spurious duplication that the Monomorphise pass might perform due to phantom types.

Last edited on 2006-11-02 17:56:47 by MatthewFluet.

ZZZOrphanedPages

The contents of these pages have been moved to other pages.

The survey pages are currently unused.

- [Survey](#)
- [SurveyDone](#)

These templates are used by other pages.

- [CompilerPassTemplate](#)
- [TalkTemplate](#)

Last edited on 2007-07-08 21:49:15 by [MatthewFluet](#).

Zone

Zone is an optimization pass for the [SSA2 IntermediateLanguage](#), invoked from [SSA2Simplify](#).

Description

This pass breaks large [SSA2](#) functions into zones, which are connected subgraphs of the dominator tree. For each zone, at the node that dominates the zone (the "zone root"), it places a tuple collecting all of the live variables at that node. It replaces any variables used in that zone with offsets from the tuple. The goal is to decrease the liveness information in large [SSA](#) functions.

Implementation

[zone.sig](#) [zone.fun](#)

Details and Notes

Compute strongly-connected components to avoid put tuple constructions in loops.

There are two (expert) flags that govern the use of this pass

```
-max-function-size <n>
-zone-cut-depth <n>
```


Zone splitting only works when the number of basic blocks in a function is $> n$. The n used to cut the dominator tree is set by `-zone-cut-depth`.

There is currently no attempt to be safe-for-space. That is, the tuples are not restricted to containing only "small" values.

In the `HOL` program, the particular problem is the main function, which has 161,783 blocks and 257,519 variables -- the product of those two numbers being about 41 billion. Now, we're not likely going to need that much space since we use a sparse representation. But even 1/100th would really hurt. And of course this rules out bit vectors.

Last edited on 2006-11-02 17:31:40 by [MatthewFluet](#).

eXene


 eXene is a multi-threaded X Window System toolkit written in ConcurrentML.

There is a group at K-State working toward  eXene 2.0.

Last edited on 2005-12-01 04:04:43 by StephenWeeks.

fxp

 [fxp](#) is an XML parser written in Standard ML.

It has a  [patch](#) to compile with MLton.

Last edited on 2005-09-09 19:15:51 by [StephenWeeks](#).

mGTK

 mGTK is a wrapper for  GTK+, a GUI toolkit.

We recommend using mGTK 0.93, which is not listed on their home page, but is available at the  file release page. To test it, after unpacking, do `cd examples; make mlton`, after which you should be able to run the many examples (`signup-mlton`, `listview-mlton`, ...).

Also see

- Glade

Last edited on 2005-12-02 03:33:24 by StephenWeeks.